

[54] VEHICLE TIRE

[75] Inventors: Toshinori Furusawa, Izumi-Ohtsu; Hitoo Umemoto, Kishiwada, both of Japan

[73] Assignee: The Ohtsu Tire & Rubber Co., Ltd., Izumi-Ohtsu, Japan

[**] Term: 14 Years

[21] Appl. No.: 676,989

[22] Filed: Nov. 30, 1984

[30] Foreign Application Priority Data

Jul. 20, 1984 [JP] Japan 59-30651

[52] U.S. Cl. D12/136

[58] Field of Search D12/136, 137, 140; 152/209 R, 209 D, 209 B

[56] References Cited

U.S. PATENT DOCUMENTS

D. 270,148 2/1981 Shinomiya D12/136
D. 275,383 9/1984 Stroble D12/136

OTHER PUBLICATIONS

1984 Tread Design Guide, p. 236, Carlisle Amerathon R A Tire, second row up from bottom, left side of page; p. 237, Dick Cepek Knobby ATC Tire, top left side of page; p. 238, Dunlop KT 325 ATV Tire, top right side of page.

Primary Examiner—James M. Gandy
Attorney, Agent, or Firm—Armstrong, Nikaido, Marmelstein & Kubovcik

[57] CLAIM

The ornamental design for a vehicle tire, as shown and described.

DESCRIPTION

FIG. 1 is a perspective view of a vehicle tire showing our new design, it being understood that the tread pattern is repeated uniformly throughout the circumference of the tire;

FIG. 2 is a front elevation view thereof; and

FIG. 3 is a side elevation view thereof, the opposite side being a mirror image of that shown.




Fig. 2

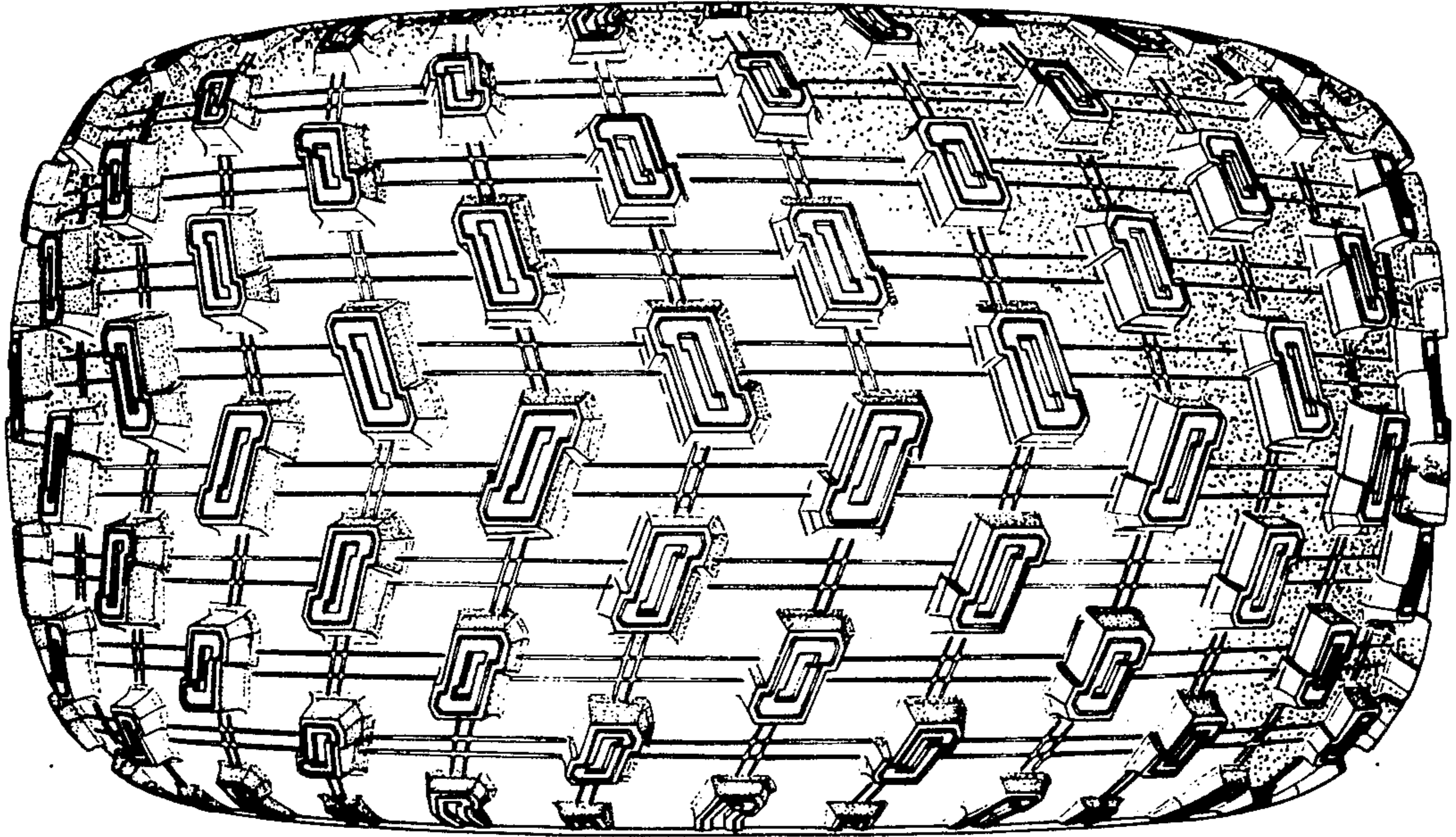


Fig. 1

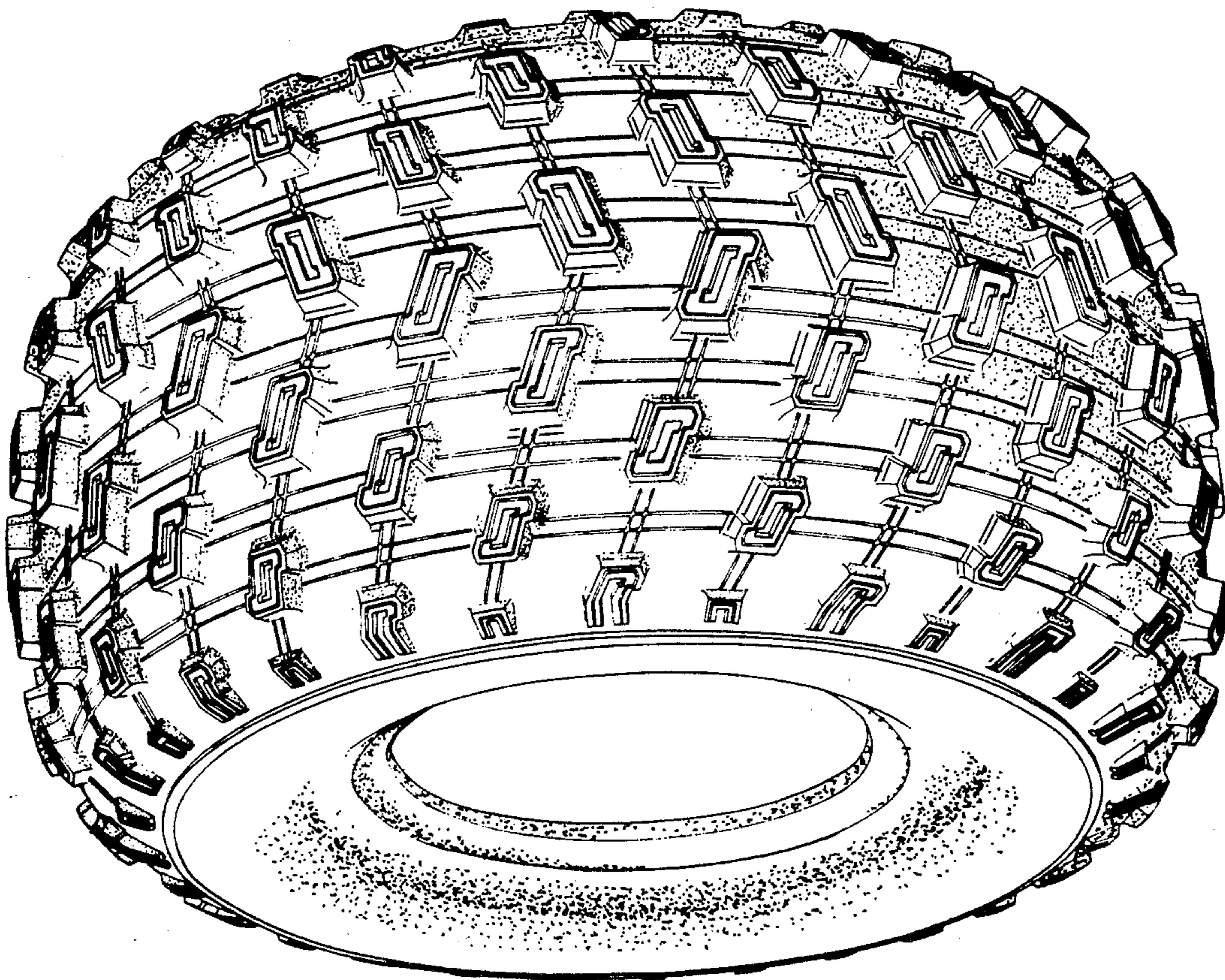


Fig.3

