

[54] CUTTING INSTRUMENT HANDLE

[75] Inventor: Mark Vosbikian, Medford, N.J.

[73] Assignee: Hardware & Industrial Tool Co., Inc.,  
Cinnaminson, N.J.

[\*\*] Term: 14 Years

[21] Appl. No.: 669,220

[22] Filed: Nov. 7, 1984

[52] U.S. Cl. .... D8/1; D7/151;  
D8/107

[58] Field of Search ..... D8/1, 4, 5, 6, 7, 8,  
D8/9, 10, 11, 12, 13, 14, 30, 82-83, 107, 300,  
301, 303, 307; 16/110 R, 110 A, 110.5, 111, 116,  
125; 30/340-344

[56] References Cited

U.S. PATENT DOCUMENTS

- D. 198,197 5/1964 Utz et al. .... D8/303
- D. 206,483 12/1966 Sharp ..... D8/5

- D. 208,994 10/1967 Anderson ..... D8/1
- D. 222,328 10/1971 Vecchione ..... D8/5
- D. 254,592 4/1980 Atkins ..... D8/5
- D. 258,040 1/1981 Irelan ..... D8/5
- D. 278,953 5/1985 Smith ..... D8/107 X

Primary Examiner—Wallace R. Burke  
Assistant Examiner—Brian N. Vinson  
Attorney, Agent, or Firm—Steele, Gould & Fried

[57] CLAIM

The ornamental design for a cutting instrument handle,  
as shown and described.

DESCRIPTION

FIG. 1 is a perspective view of a cutting instrument handle showing my new design;  
FIG. 2 is a top plan view thereof;  
FIG. 3 is a bottom plan view thereof;  
FIG. 4 is a right side elevational view thereof, the left side being identical in appearance;  
FIG. 5 is a front elevational view thereof; and  
FIG. 6 is a rear elevational view thereof.

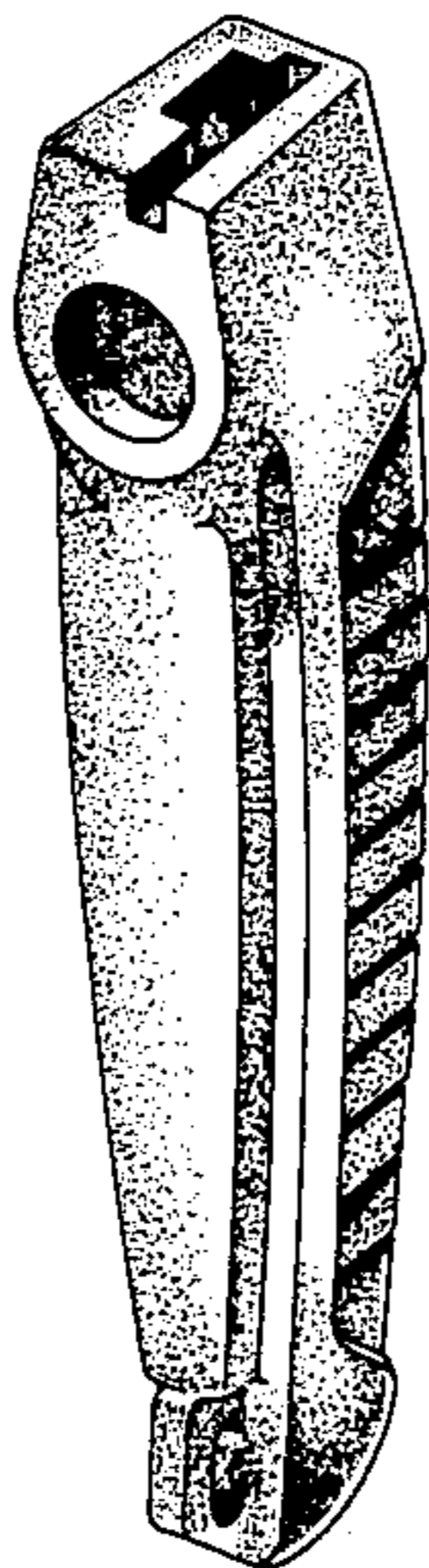


FIG. 1


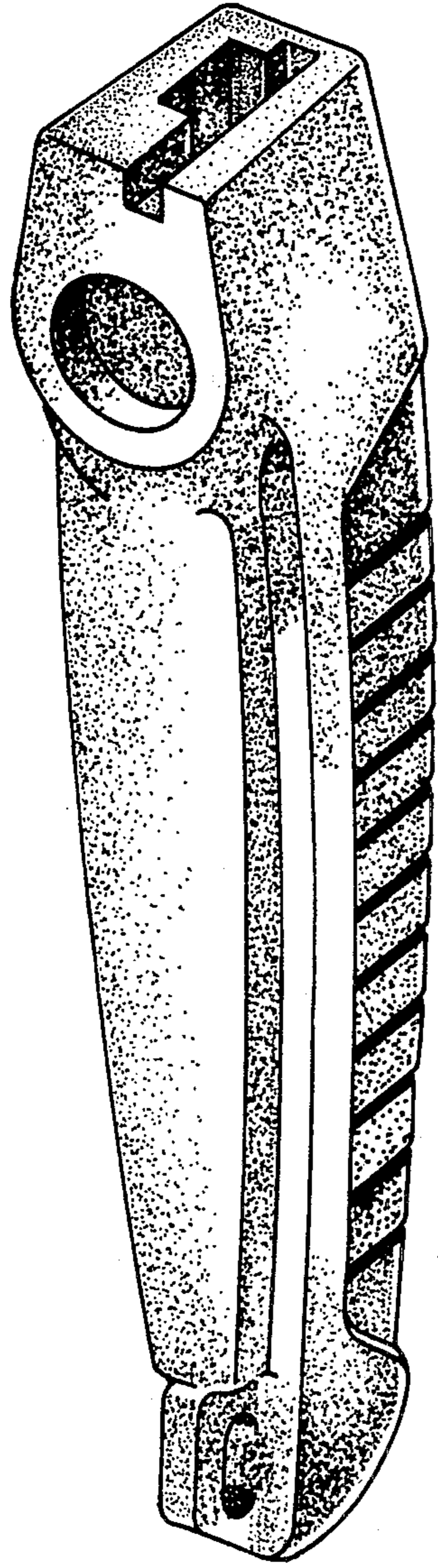


FIG. 2

FIG. 3

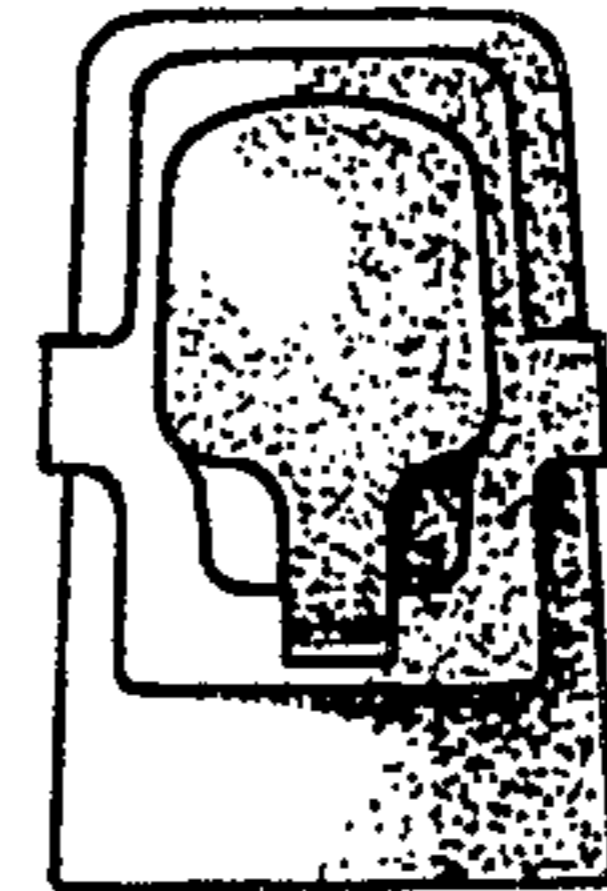


FIG. 4

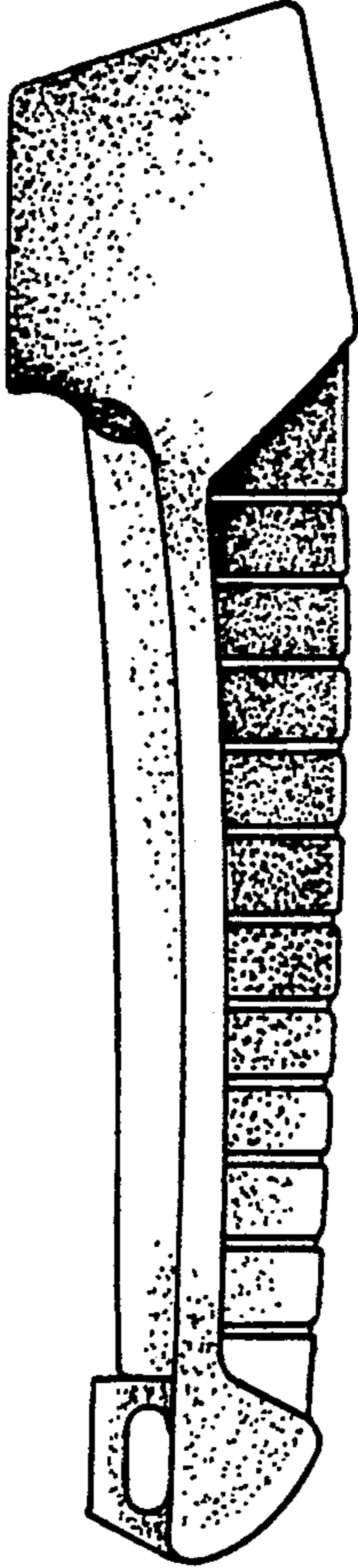


FIG. 5



FIG. 6

