

[54] SURGICAL REAMER

[76] Inventor: John S. Collis, Jr., 32055 Oxgate La., Chagrin Falls, Ohio 44022

[**] Term: 14 Years

[21] Appl. No.: 621,606

[22] Filed: Jun. 18, 1984

[52] U.S. Cl. D24/28; D24/26; D8/14

[58] Field of Search D24/26, 8, 33, 28; 128/92 XJ, 303 R, 305, 304; D8/14, 107, 101, 90; D15/138; 76/101, 24; 408/226, 211, 227, 199

[56] References Cited

U.S. PATENT DOCUMENTS

- D. 272,648 2/1984 Bolesky et al. D24/28
- D. 273,806 5/1984 Bolesky et al. D24/28
- 4,221,222 9/1980 Detsch 128/304 X
- 4,473,070 9/1984 Mathews et al. 128/305 X

OTHER PUBLICATIONS

V. Mueller & Co., Hospital Supplies & Equipment,

©1930, item #X1469, p. 149, Medulla Reamer with T-Shaped Handle.

Zimmer-Medical/Surgical Products, ©1981, item #4033-21, Taper Reamer, p. A72.

Zimmer-Medical/Surgical Products, ©1981, item #8504-382, Reamer, p. A164.

Primary Examiner—A. Hugo Word

Assistant Examiner—Stella M. Reid

Attorney, Agent, or Firm—Pearne, Gordon, Sessions, McCoy, Granger & Tilberry

[57] CLAIM

The ornamental design for a surgical reamer, as shown and described.

DESCRIPTION

FIG. 1 is a perspective view of a surgical reamer, showing my new design.

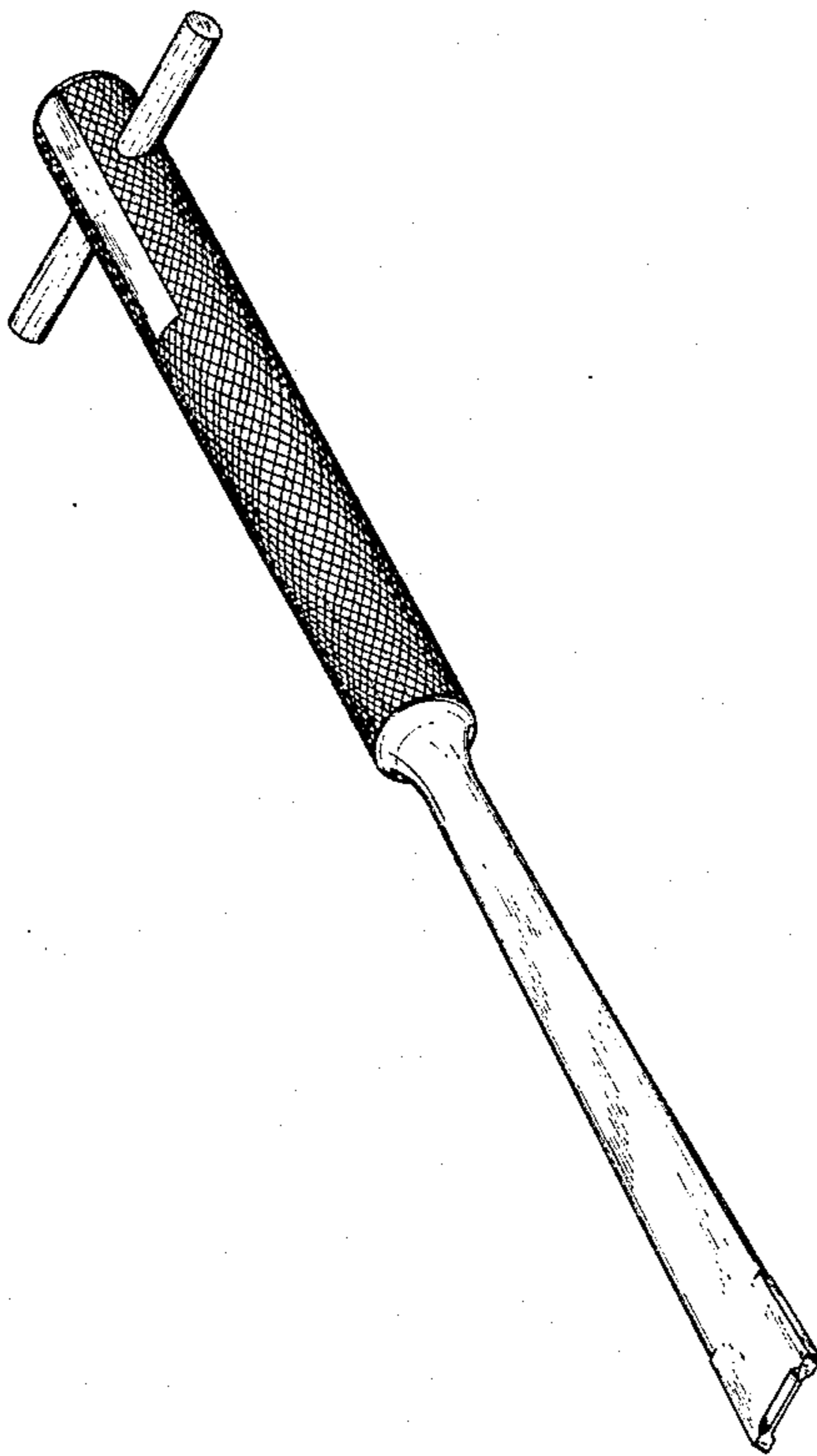
FIG. 2 is an elevational view thereof;

FIG. 3 is an elevational view, taken at 180° of FIG. 2;

FIG. 4 is an elevational view, taken at 90° of FIG. 2;

FIG. 5 is a top plan view thereof; and

FIG. 6 is a bottom plan view thereof.



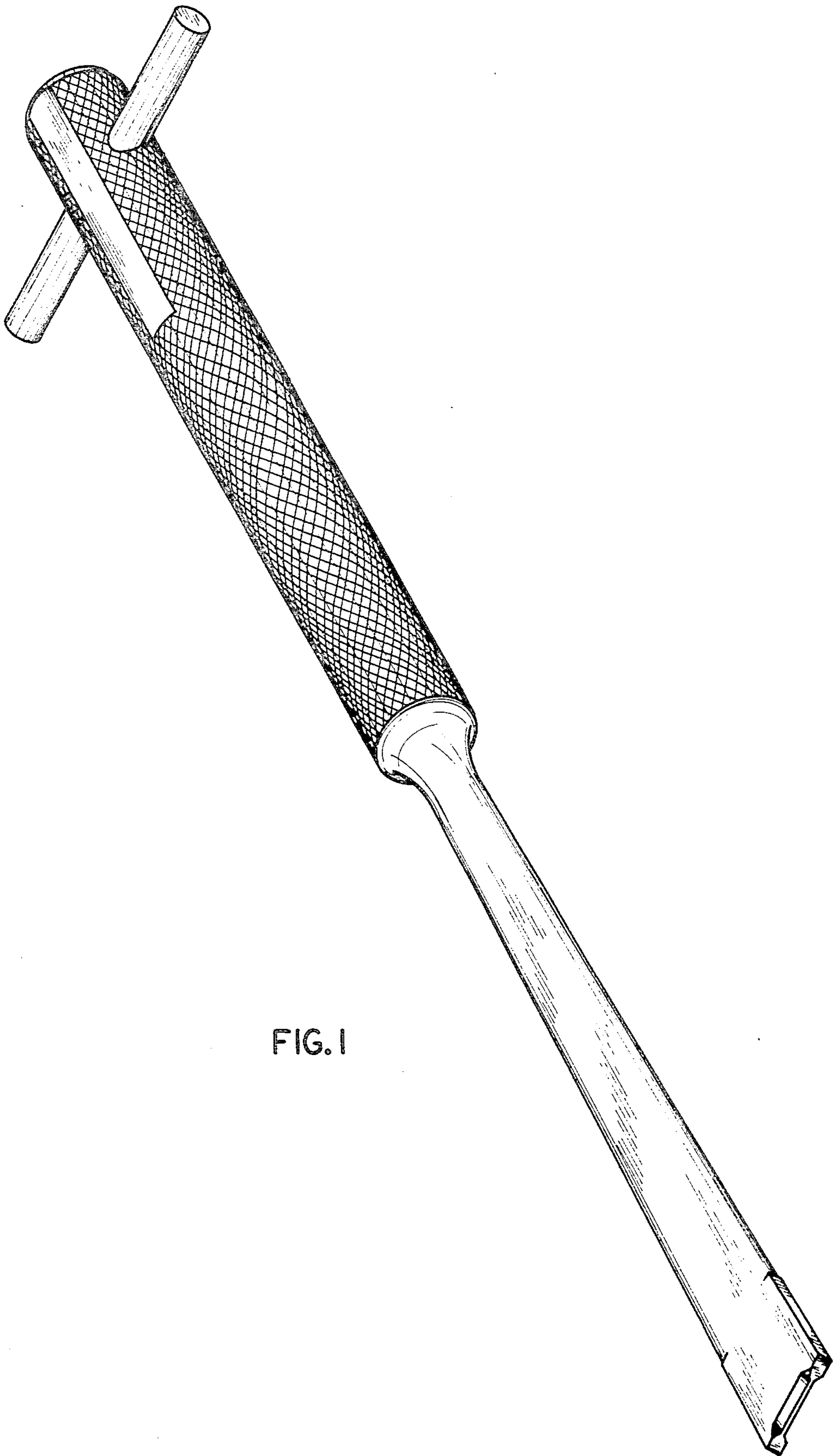


FIG. 1

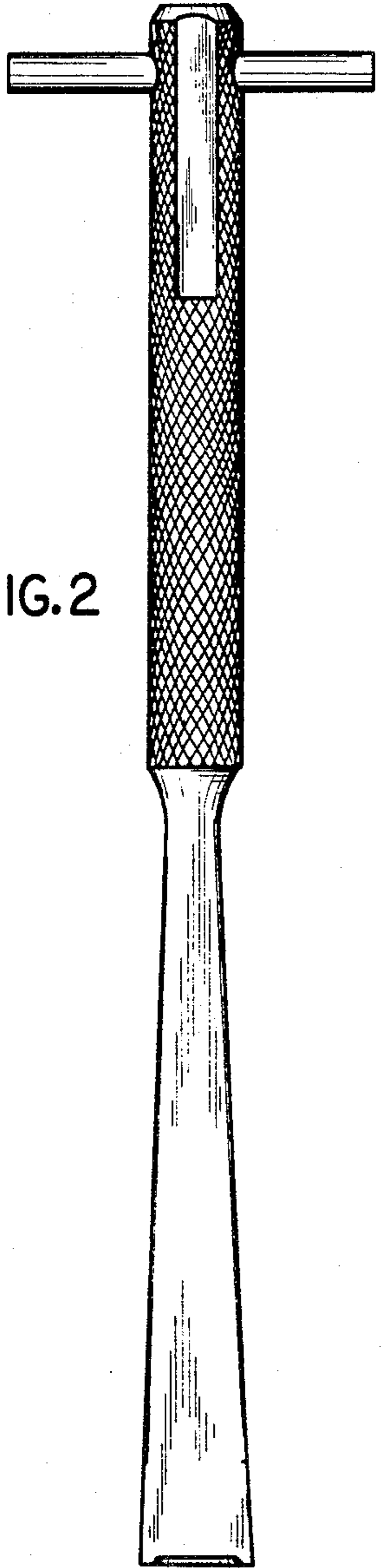


FIG. 2

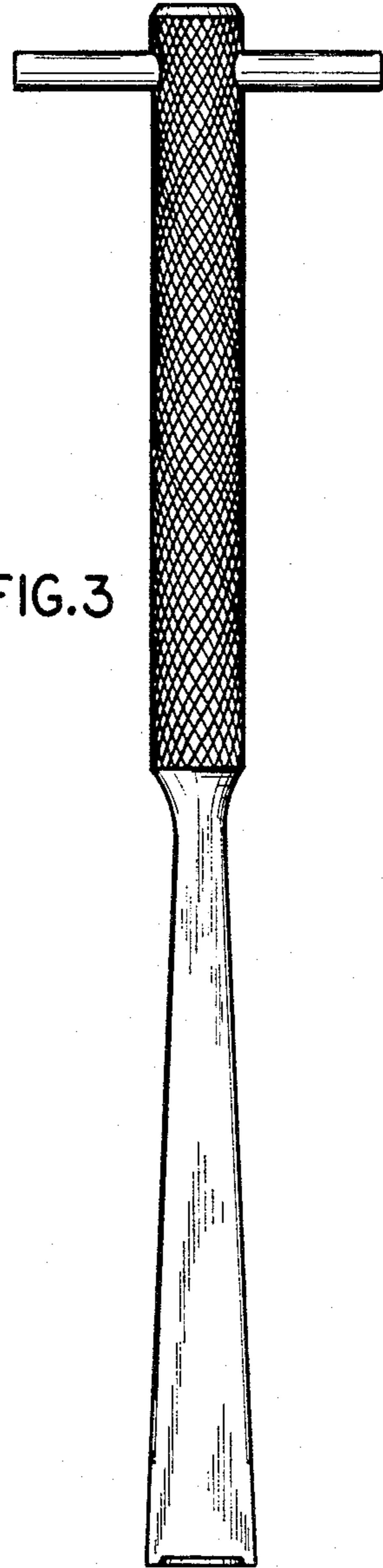


FIG. 3




FIG. 4

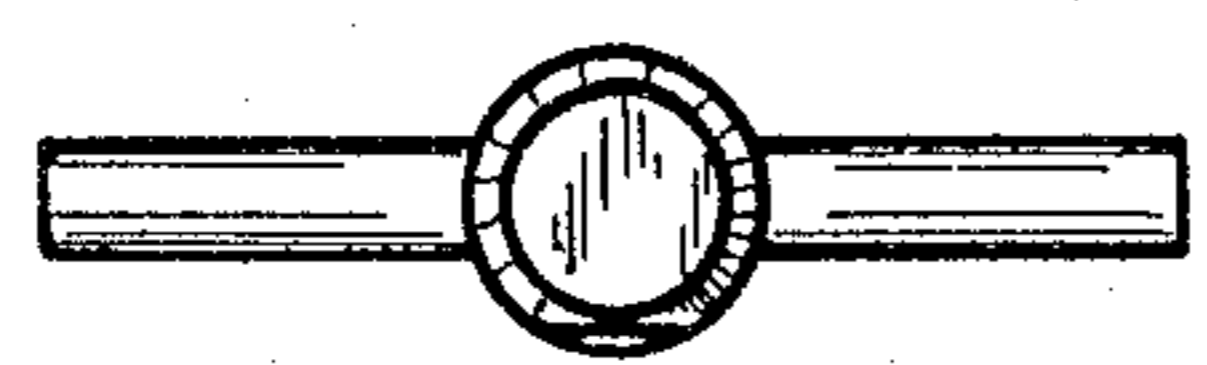


FIG. 5

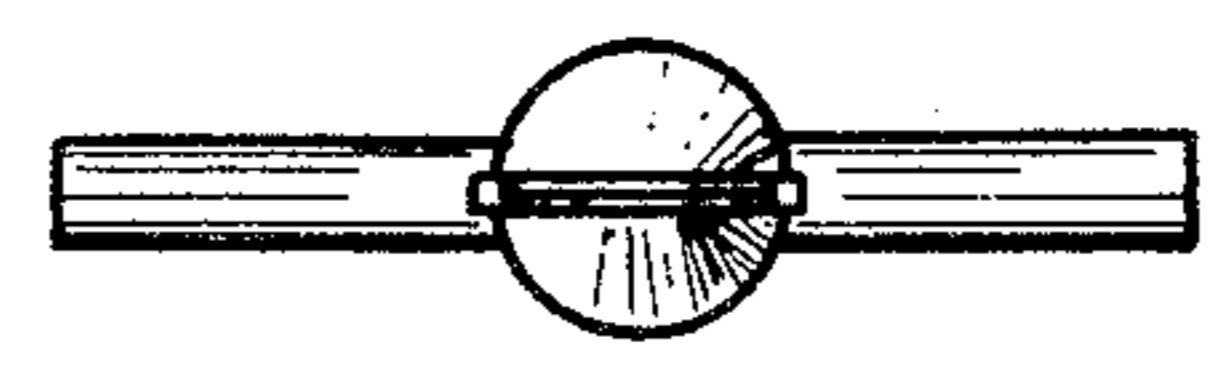


FIG. 6