

[54] **AUTOMOBILE TIRE**

[75] **Inventor: Masaharu Ono, Hyogo, Japan**

[73] **Assignee: Sumitomo Rubber Industries, Ltd,
Kobe, Japan**

[**] **Term: 14 Years**

[21] **Appl. No.: 610,792**

[22] **Filed: May 16, 1984**

[30] **Foreign Application Priority Data**

Dec. 9, 1983 [JP] Japan 58-53384

[52] **U.S. Cl. D12/146**

[58] **Field of Search D12/136, 138, 141-143,
D12/145-151; 152/209 R, 209 D**

[56] **References Cited**

U.S. PATENT DOCUMENTS

D. 275,472 9/1984 Hisatomi et al. D12/147
D. 283,696 5/1986 Candiliotis D12/147

OTHER PUBLICATIONS

1983 Tread Design Guide, p. 8, Armstrong Turbo

E.T.X. Tire, second row down from top & second Tire in from right side of page.

1983 Tread Design Guide, p. 12, Bridgestone S311 Tire, second row down from top & second Tire in from left side of page.

1983 Tread Design Guide, p. 35, B. F. Goodrich Comp T/A Tire, second row up from bottom, center of page.

1983 Tread Design Guide, p. 45, Michelin TRX Tire, second row up from bottom & second Tire in from right side of page.

Primary Examiner—James M. Gandy

Attorney, Agent, or Firm—Cushman, Darby & Cushman

[57] **CLAIM**

The ornamental design for an automobile tire, as shown and described.

DESCRIPTION

FIG. 1 is a perspective view of an automobile tire showing my new design, it being understood that the tread pattern is repeated throughout the circumference of the tire;

FIG. 2 is an end elevational view thereof; and

FIG. 3 is a side elevational view of the side shown, the opposite side being a mirror image thereof.

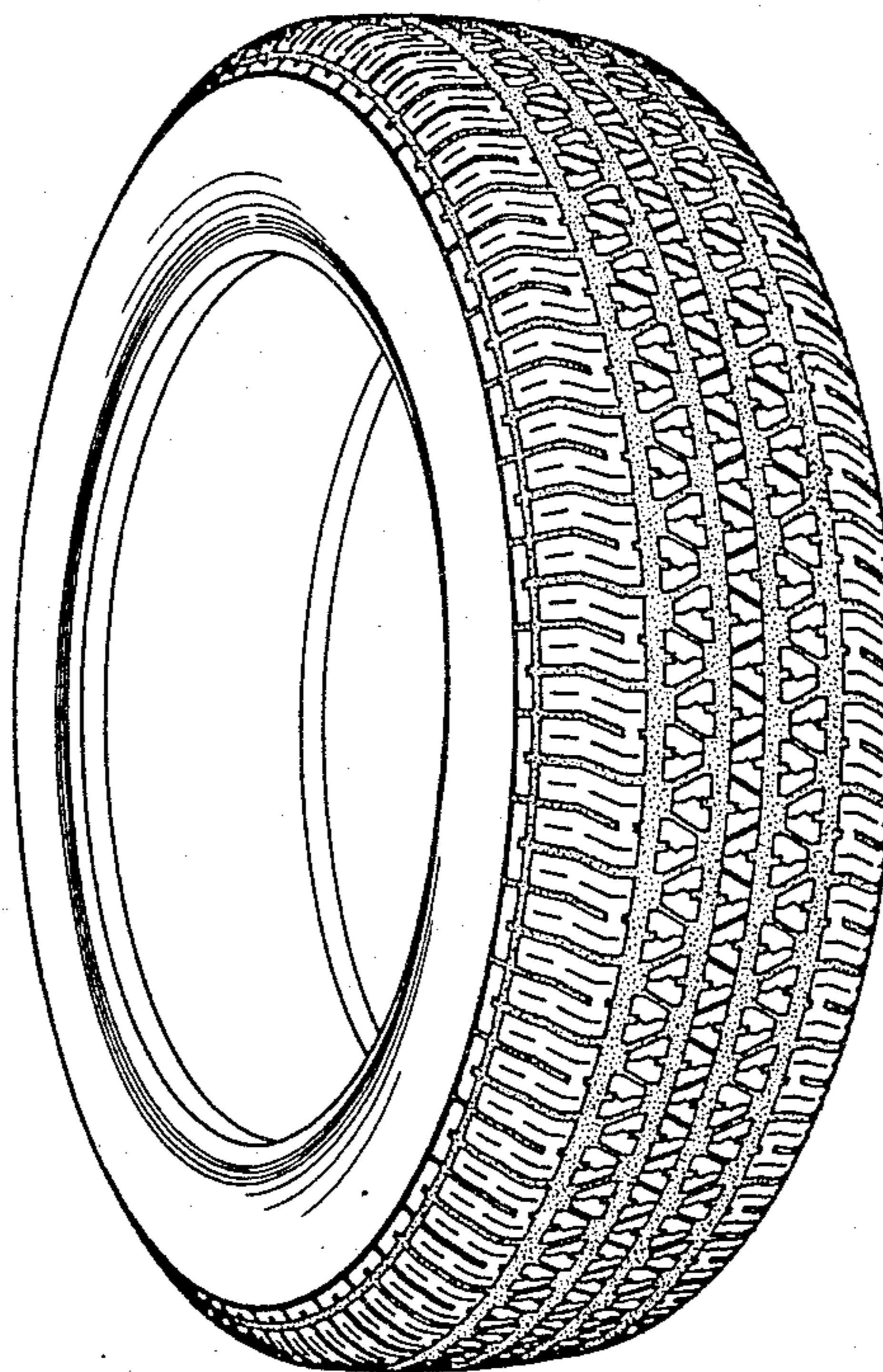


FIG. 1

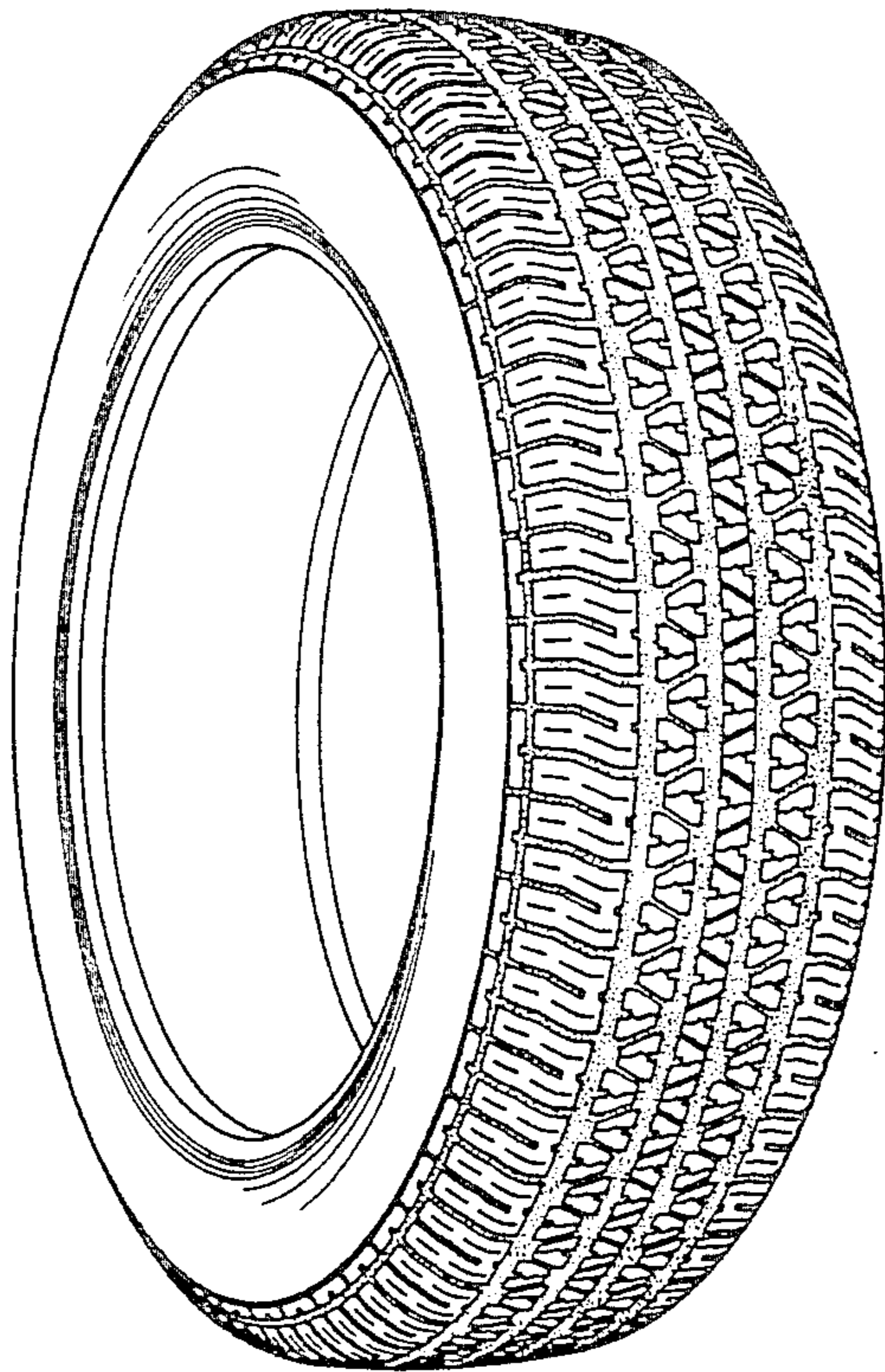


FIG. 2

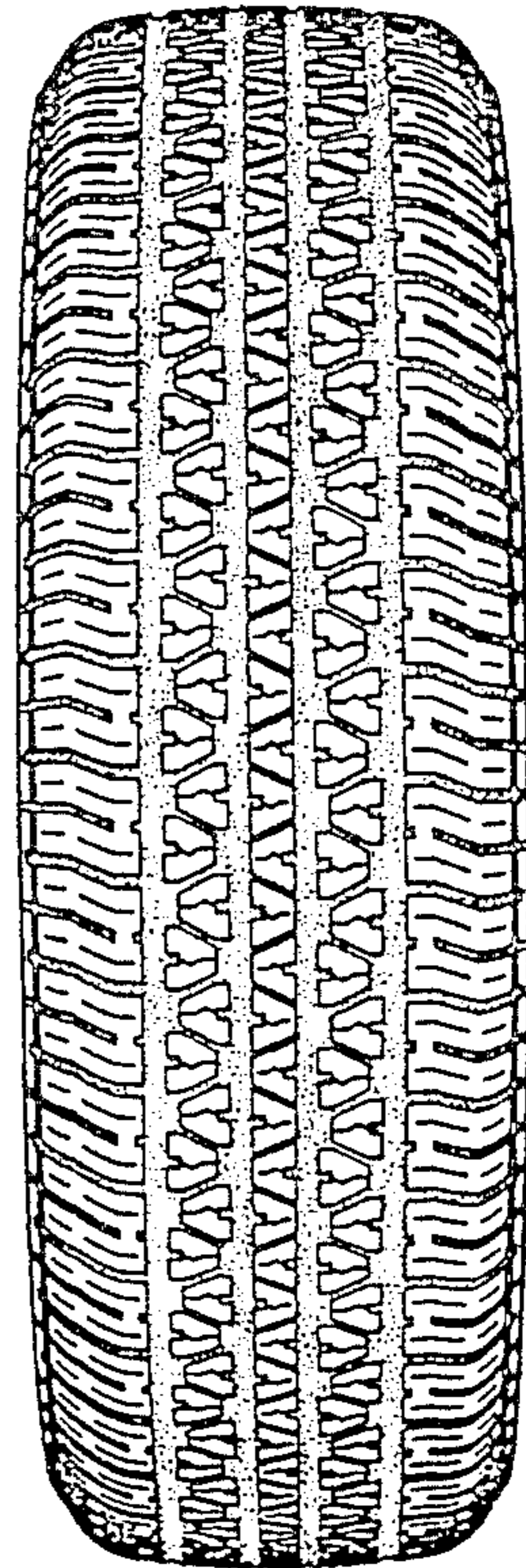


FIG. 3

