

[54] HANGER BRACKET FOR A FLOWER POT OR SIMILAR ARTICLE

[76] Inventor: Gerald C. Sheets, P.O. Box 700386, Tulsa, Okla. 74170

[**] Term: 14 Years

[21] Appl. No.: 681,092

[22] Filed: Dec. 13, 1984

[52] U.S. Cl. D8/373

[58] Field of Search D8/373, 380, 371, 370; 248/312.1; D6/556

[56] References Cited

U.S. PATENT DOCUMENTS

- D. 75,786 7/1928 Fox D6/556
- D. 188,861 9/1960 Troedly D6/556
- D. 248,910 8/1978 DeFilippo D6/556
- D. 255,635 7/1980 Volmassei D6/556 X
- D. 258,330 2/1981 Bosley D8/373 X
- D. 266,382 10/1982 Hutchinson D8/373 X
- 2,749,072 6/1956 Long 248/235
- 2,764,384 9/1956 Kirsch 248/312.1 X

- 4,029,281 6/1977 Marshall 248/312.1
- 4,047,687 9/1977 Turner D8/373 X
- 4,452,415 6/1984 Arnold 248/312.1

FOREIGN PATENT DOCUMENTS

- 377362 7/1932 United Kingdom 248/312.1

Primary Examiner—Wallace R. Burke

Assistant Examiner—Horace B. Fay

[57] CLAIM

The ornamental design for a hanger bracket for a flower pot or similar article, as shown and described.

DESCRIPTION

FIG. 1 is a left side elevational view of a hanger bracket for a flower pot or similar article showing my new design;

FIG. 2 is a rear elevational view;

FIG. 3 is a front elevational view;

FIG. 4 is a top view;

FIG. 5 is a bottom view;

FIG. 6 is a front and left side perspective view thereof from above.

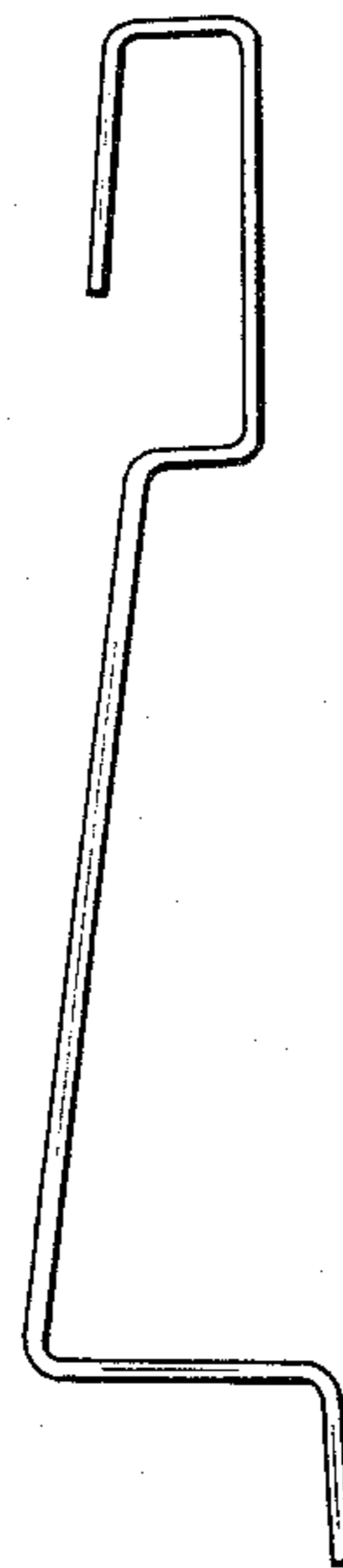
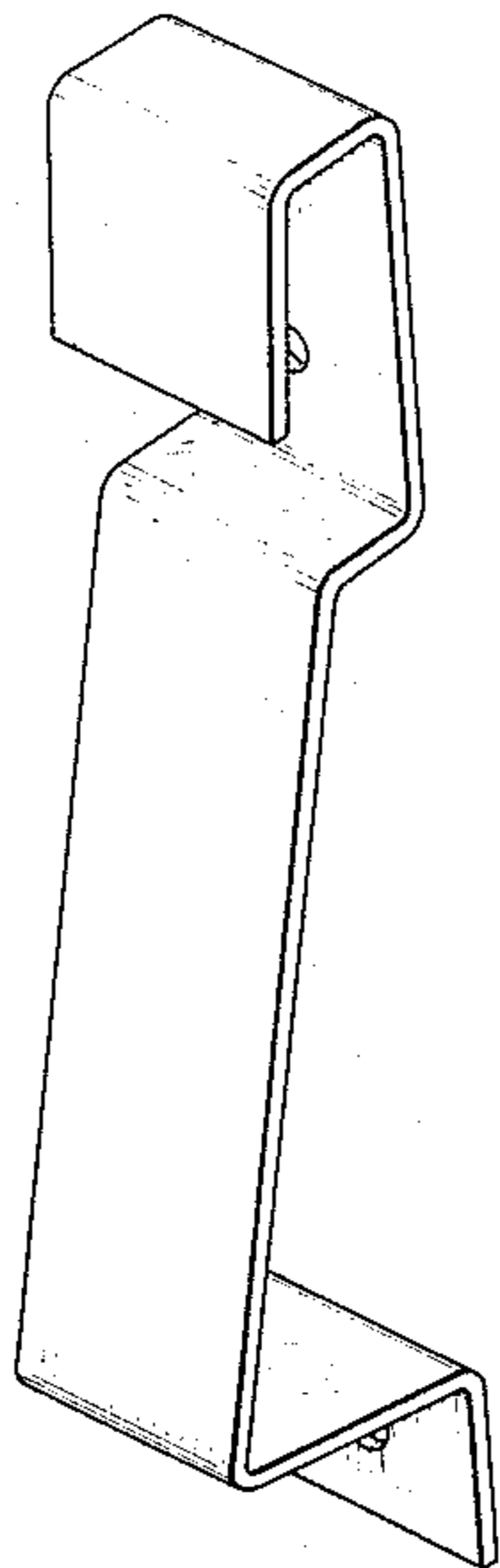




Fig. 4




Fig. 3

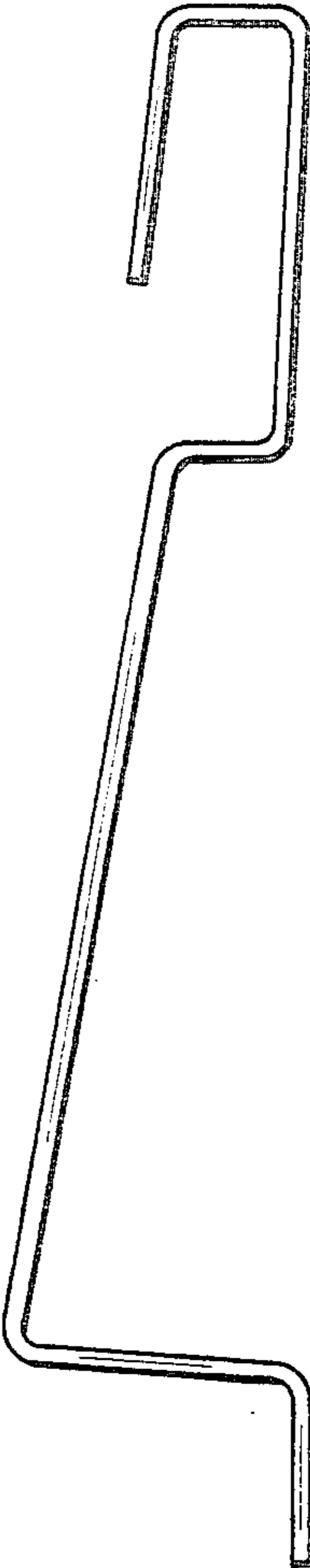


Fig. 1




Fig. 2



Fig. 5

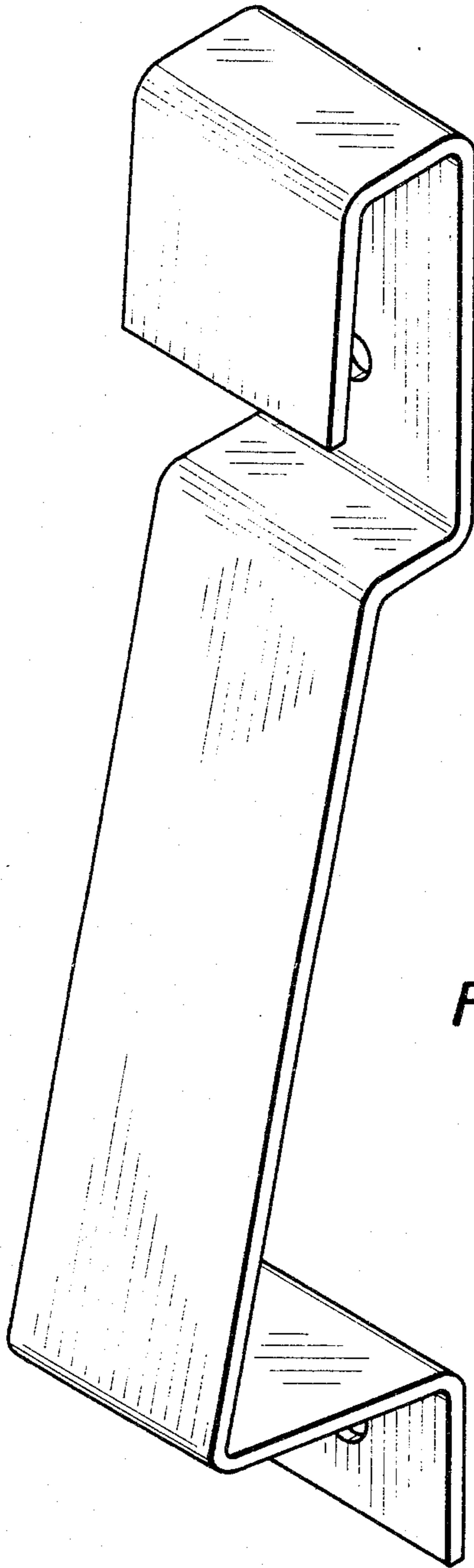


Fig. 6