

[54] NEONATAL NATURAL NIPPLE

[75] Inventor: **Ronald C. Fuller**, Evansville, Ind.

[73] Assignee: **Mead Johnson & Company**,
Evansville, Ind.

[*] Notice: The portion of the term of this patent subsequent to Feb. 10, 2001 has been disclaimed.

[**] Term: **14 Years**

[21] Appl. No.: **710,770**

[22] Filed: **Mar. 11, 1985**

[52] U.S. Cl. **D24/46**

[58] Field of Search **D24/47, 46, 45;**
215/11 R; 128/360

1,759,568 5/1930 Fervers .
2,520,773 8/1950 Müller 215/11 R
2,537,583 1/1951 Griesinger 215/11 R
2,831,484 4/1958 Garner D24/46 X
3,082,770 3/1963 Straub 215/11 R
3,130,725 4/1964 Griesinger 215/11 R

Primary Examiner—A. Hugo Word
Assistant Examiner—Stella M. Reid
Attorney, Agent, or Firm—Robert H. Uloth

[57] **CLAIM**

The ornamental design for a neonatal natural nipple, as shown and described.

DESCRIPTION

FIG. 1 is a perspective view of the neonatal natural nipple showing my new design;
FIG. 2 is a front elevational view thereof;
FIG. 3 is a right side elevational view thereof;
FIG. 4 is a rear elevational view thereof;
FIG. 5 is a bottom plan view thereof; and
FIG. 6 is a top plan view thereof.
The side opposite FIG. 3 is a mirror image of that shown in FIG. 3.

[56] **References Cited**

U.S. PATENT DOCUMENTS

D. 230,325 2/1974 Sofro D24/46
D. 230,326 2/1974 Sofro D24/46
D. 273,515 4/1984 Fabjancic D24/46
D. 273,896 5/1984 Fuller D24/46

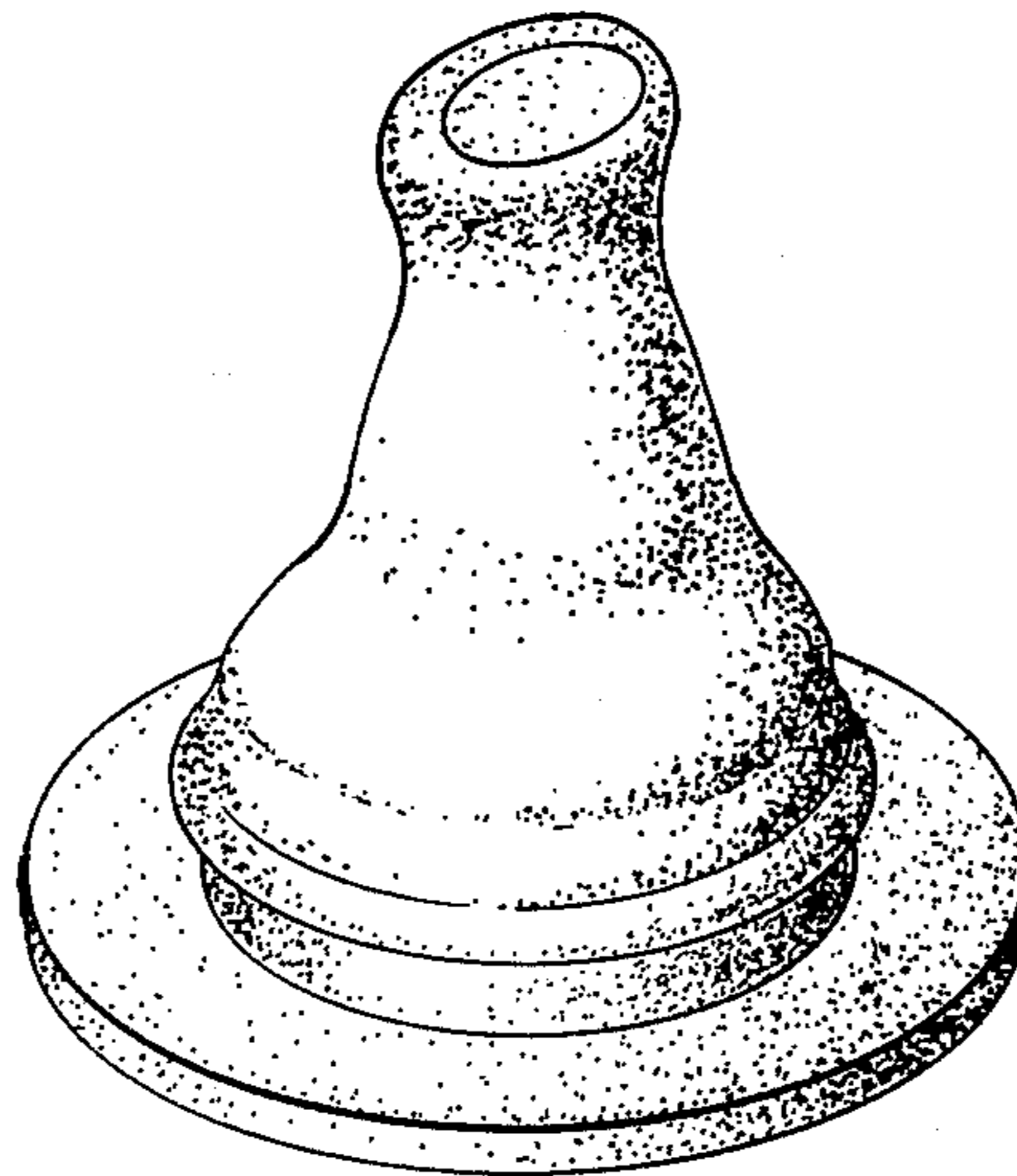


FIG. 1.

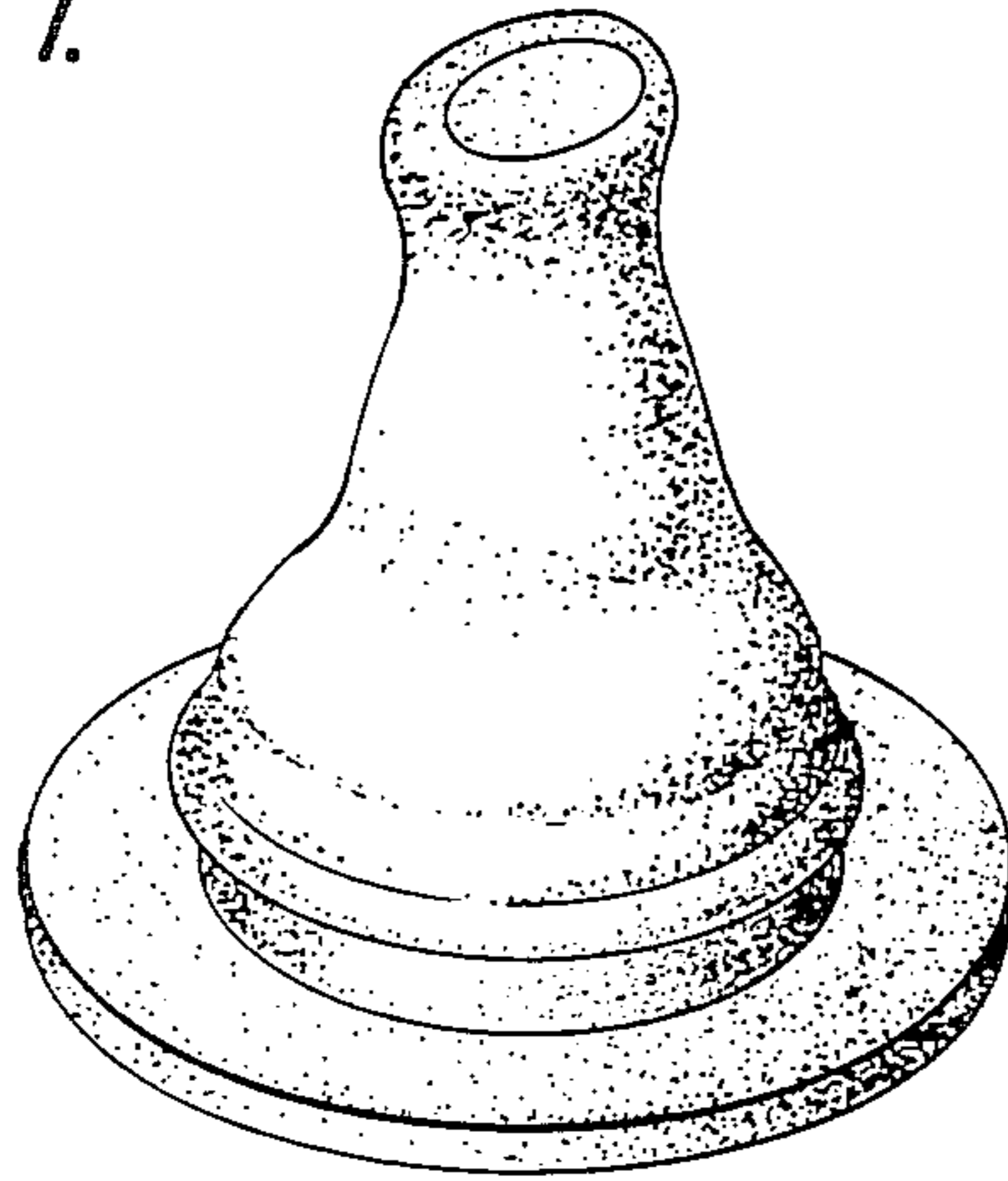


FIG. 2.




FIG. 3.

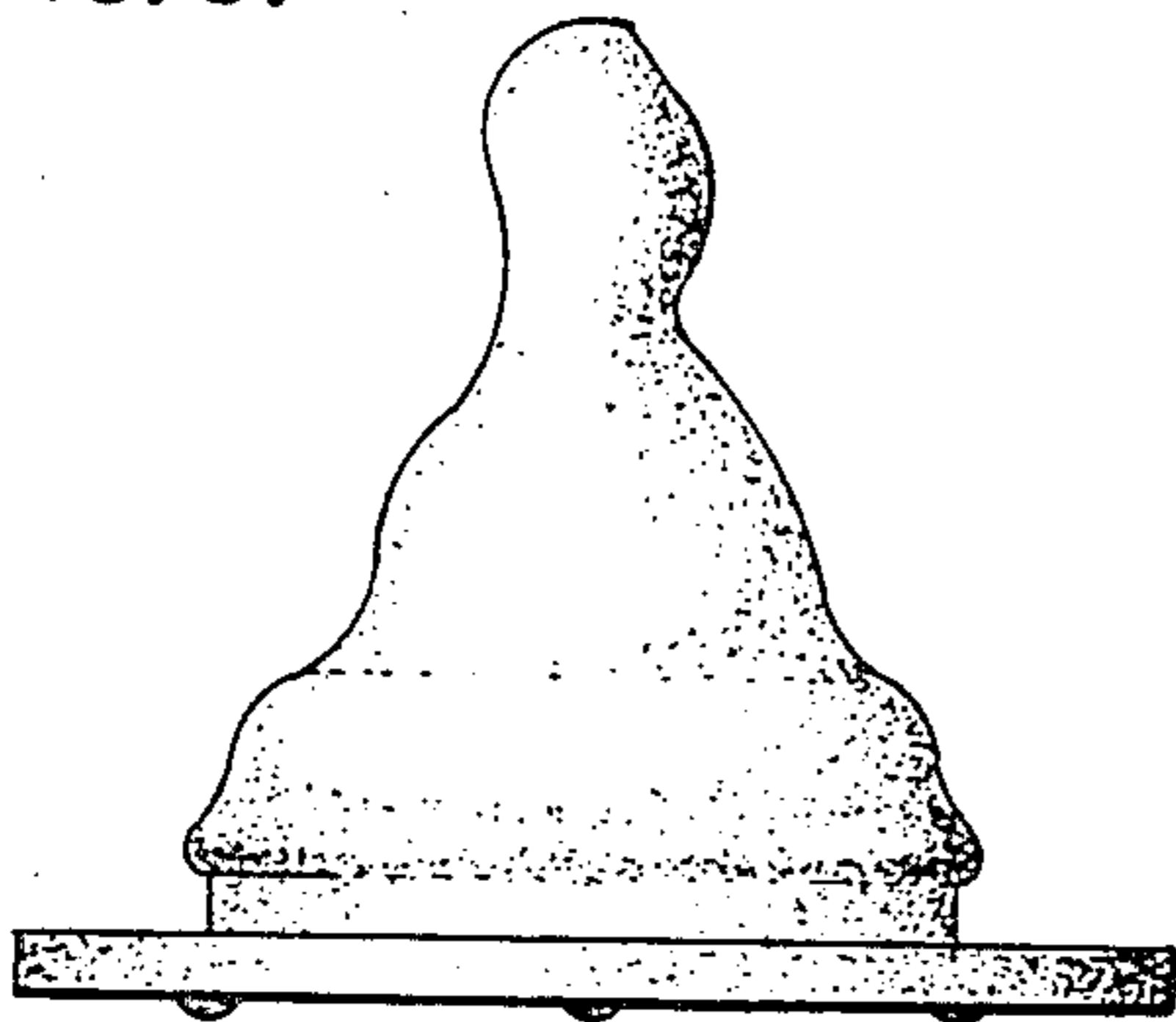


FIG. 4.




FIG. 5.

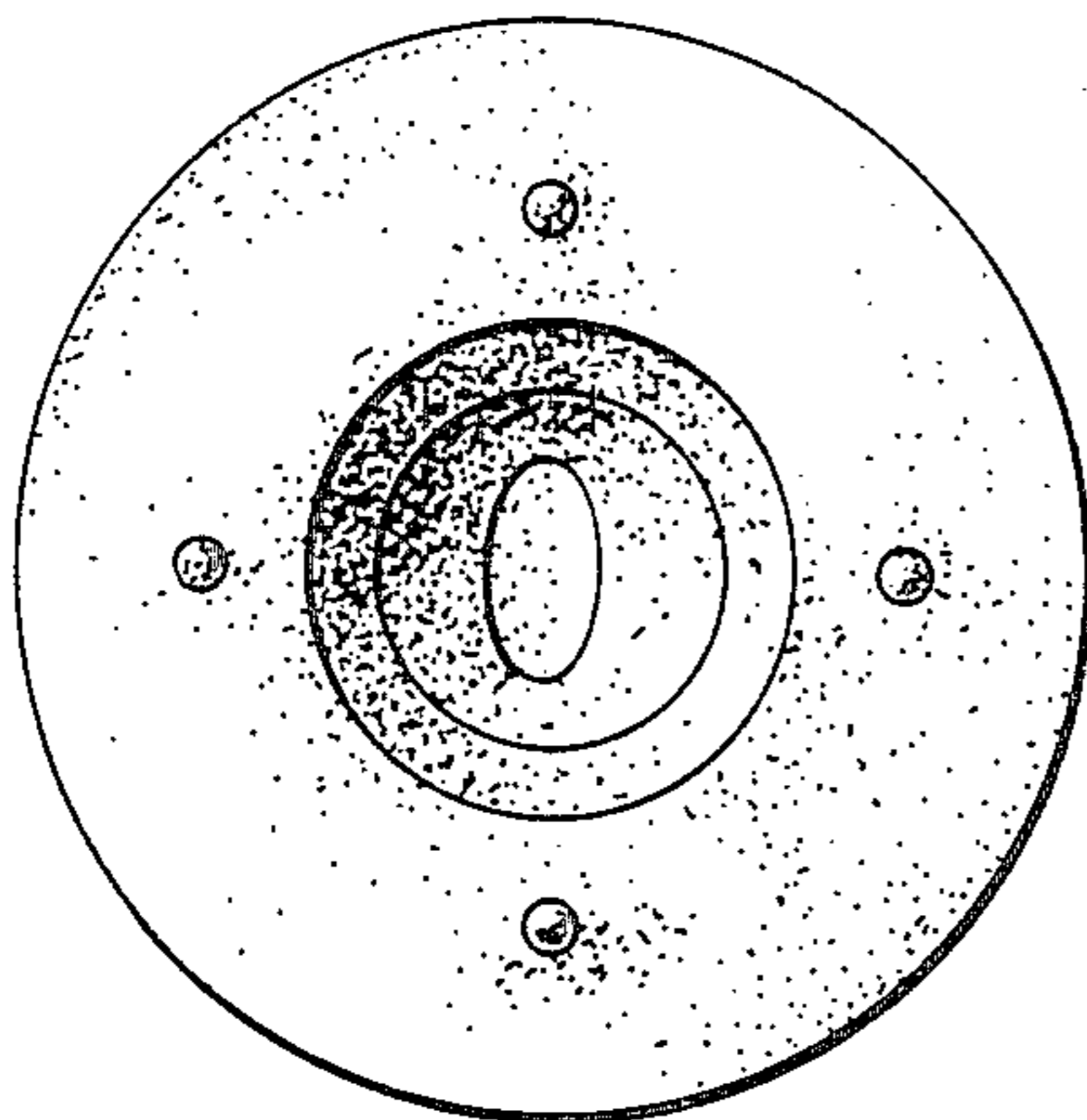


FIG. 6.

