

[54] THERAPEUTIC MITT

[76] Inventors: Thomas C. Hope; Alexander D. Quintner, both of 26 Coonara Street, Holland Park, 4121, Queensland, Australia

[\*\*] Term: 14 Years

[21] Appl. No.: 455,996

[22] Filed: Jan. 6, 1983

[52] U.S. Cl. .... D24/36; D24/43; D24/44; D29/21; D29/20

[58] Field of Search ..... D24/36, 43, 44; D2/360, D2/361, 364, 365, 158; 15/227; 128/381, 399, 400, 402, 24 R; 401/6-8

[56] References Cited

U.S. PATENT DOCUMENTS

D. 124,616	10/1940	Reid	.....	D24/36
742,440	2/1903	Johnson	.....	2/158 X
1,354,241	5/1920	Carmean	.....	2/158
1,941,320	12/1933	Pamplin	.....	401/7

1,970,081	4/1933	Eisendrath	.....	2/158 X
3,174,167*	4/1963	Pauley	.....	D2/360 X
3,292,628	12/1963	Maxwell et al.	.....	D2/364 X

FOREIGN PATENT DOCUMENTS

924503 4/1963 United Kingdom ..... 401/7

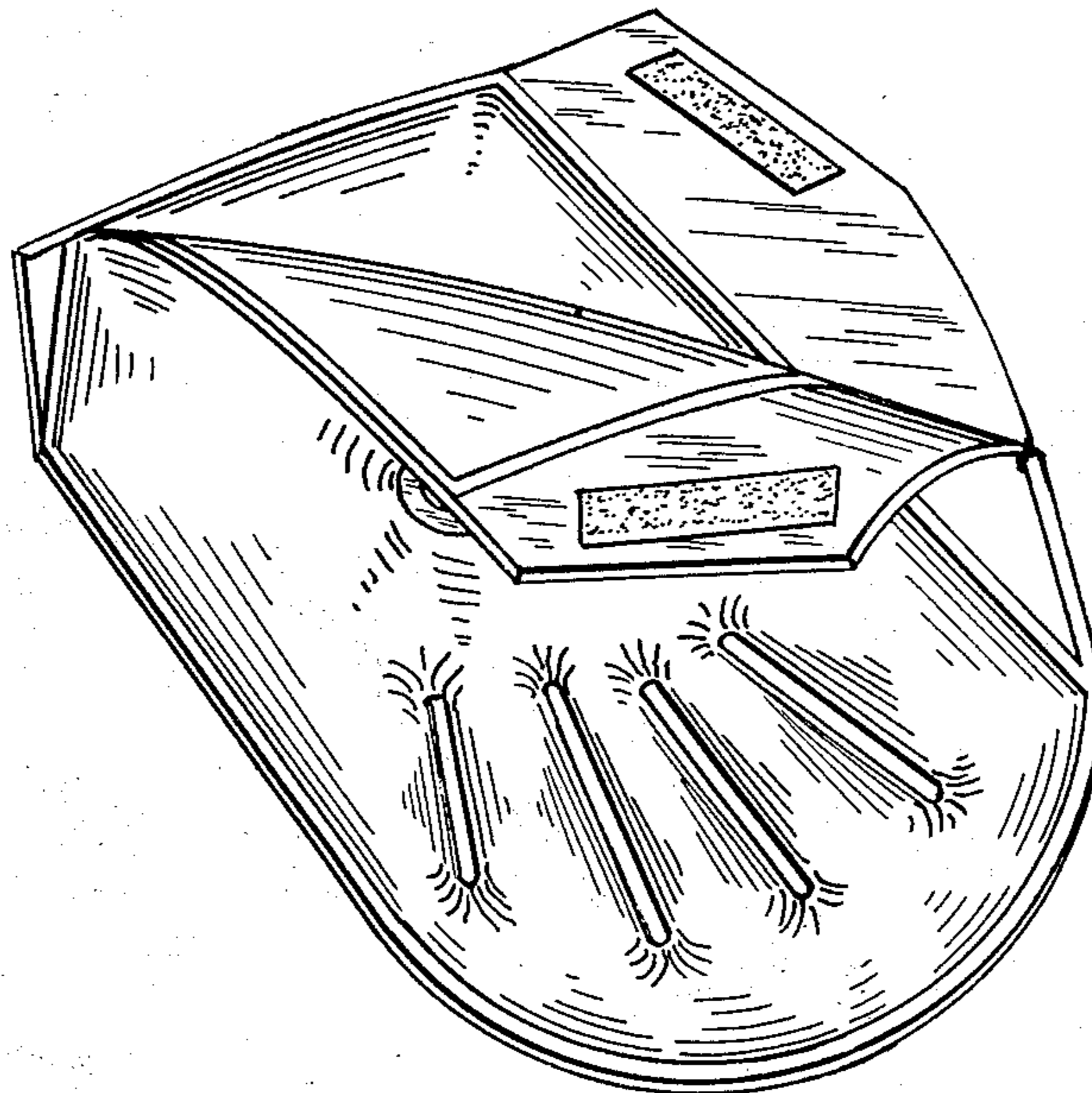
Primary Examiner—A. Hugo Word  
Assistant Examiner—Stella Reid  
Attorney, Agent, or Firm—Cushman, Darby & Cushman

[57] CLAIM

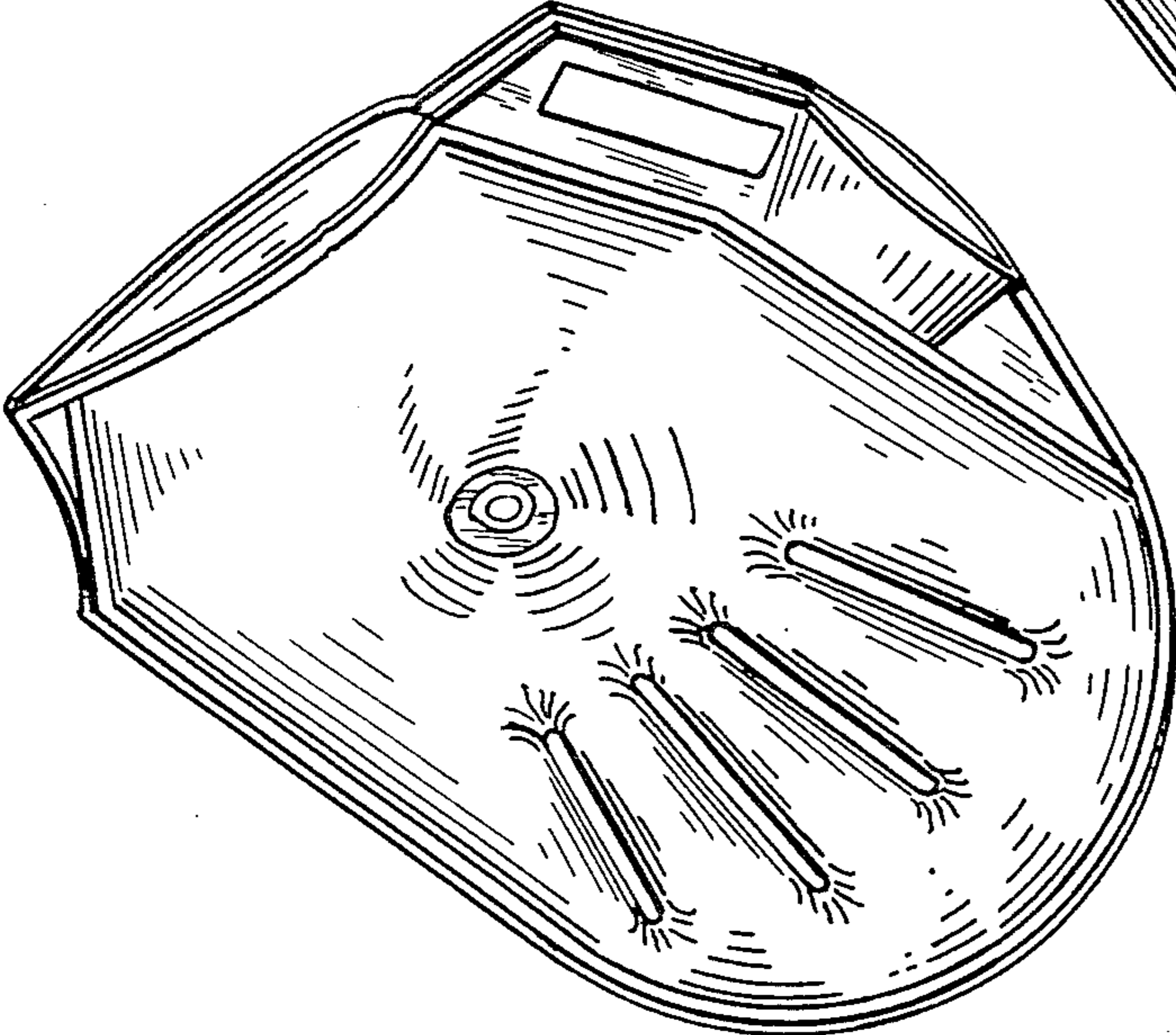
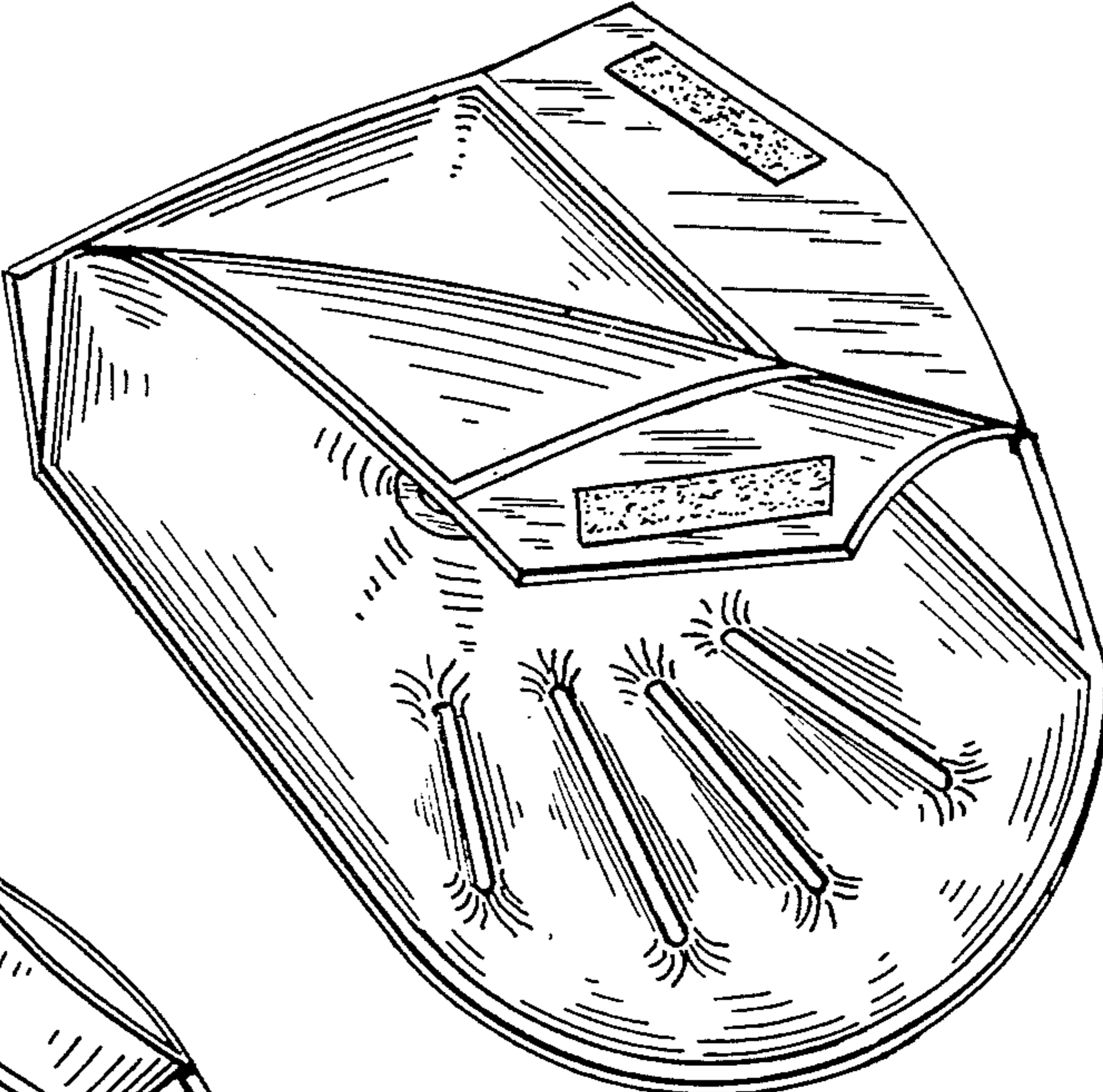
The ornamental design for a therapeutic mitt, as shown and described.

DESCRIPTION

FIG. 1 is a front perspective view of a therapeutic mitt with flap open, showing our new design;  
FIG. 2 is a perspective view thereof, with flap closed; and  
FIG. 3 is another perspective view thereof.  
The reverse side of the mitt is a mirror image of that illustrated.



*Fig. 1.*



*Fig. 2.*

*Fig. 3.*

