

[54] VERTICALLY EXTENDING DIVIDER FOR USE IN A FILING SYSTEM

3,269,558 8/1966 Hess ..... 211/184  
3,718,232 2/1973 Moore et al. .... 220/22.5  
4,366,904 1/1983 Roskvist ..... 220/22.3

[75] Inventor: Mel Evenson, San Pedro, Calif.

Primary Examiner—George P. Word  
Attorney, Agent, or Firm—Edward D. O'Brian

[73] Assignee: Eldon Industries, Inc., Inglewood, Calif.

[\*\*] Term: 14 Years

[21] Appl. No.: 373,403

[22] Filed: Aug. 12, 1982

[52] U.S. Cl. .... D19/99; D19/90

[58] Field of Search ..... D19/90, 99, 100;  
312/273, 274, 307, 350; D6/510; 211/11, 184,  
51; 220/22, 22.3, 22.5

[57] CLAIM

The ornamental design for a vertically extending divider for use in a filing system, substantially as shown and described.

DESCRIPTION

FIG. 1 is a front elevational view of a vertically extending divider for use in a filing system showing my new design;

FIG. 2 is an elevational view of the right edge thereof;

FIG. 3 is a top plan view thereof;

FIG. 4 is an elevational view of the left edge thereof;

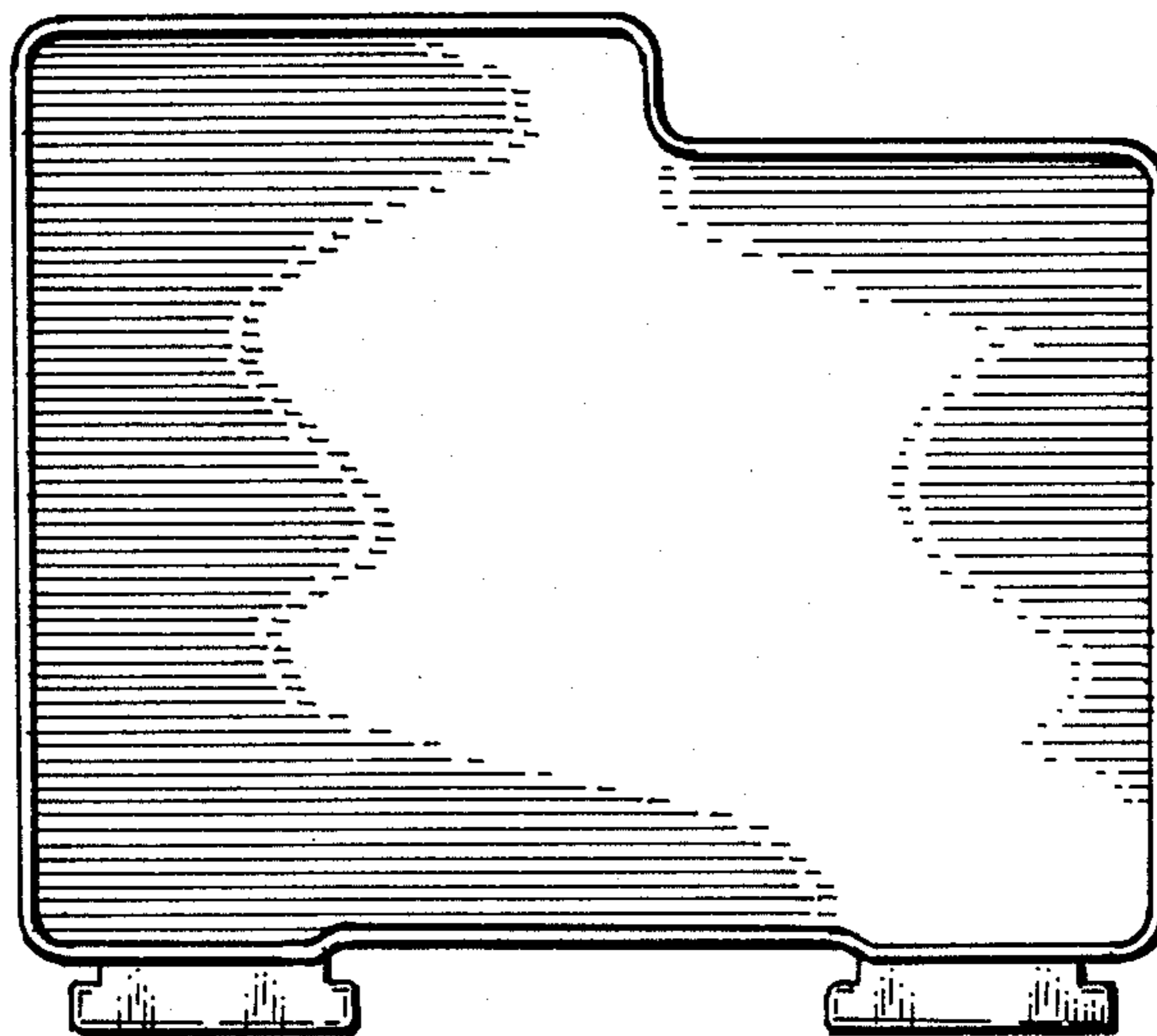
FIG. 5 is a rear elevational view thereof; and

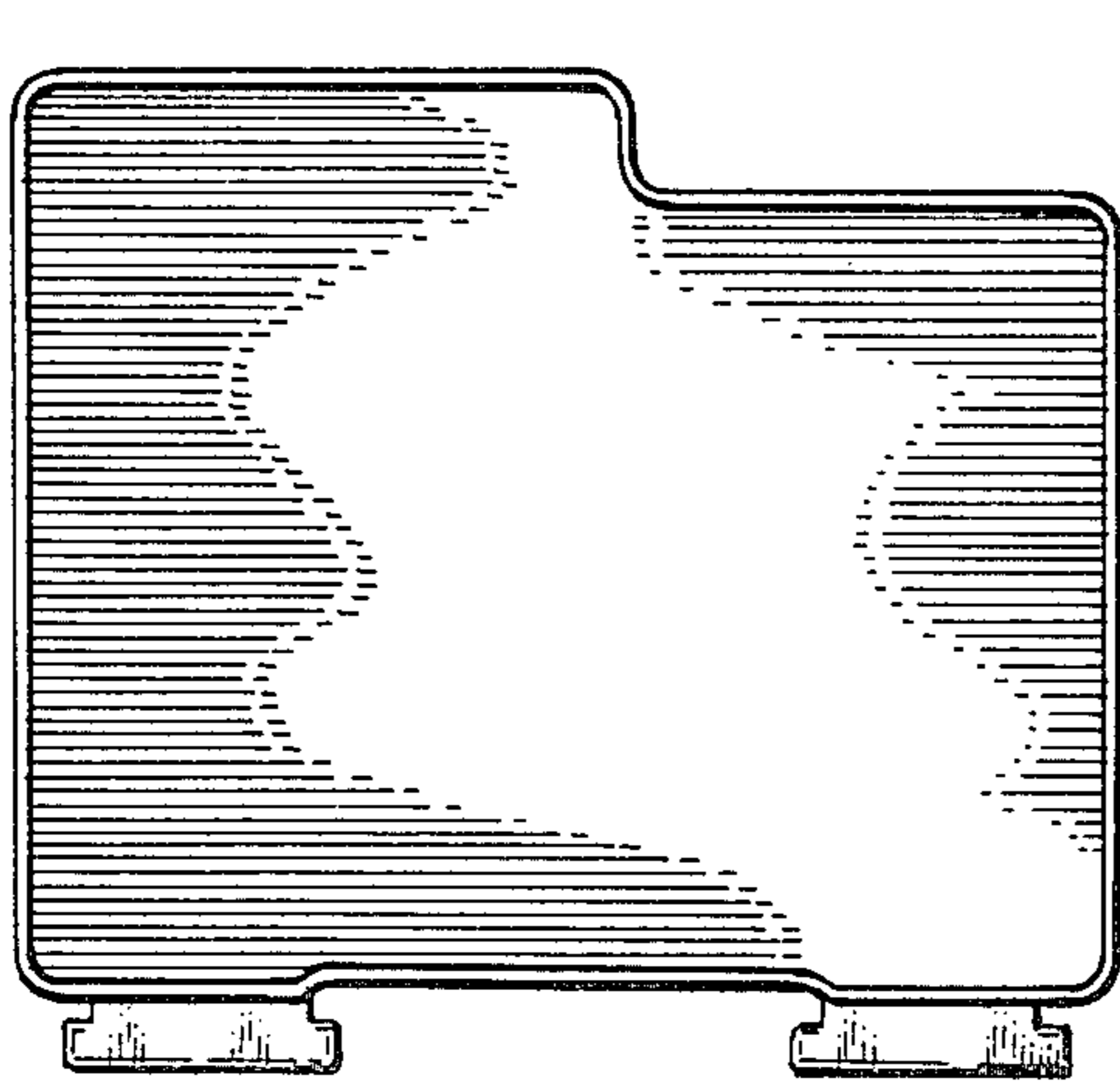
FIG. 6 is a bottom plan view thereof.

[56] References Cited

U.S. PATENT DOCUMENTS

D. 186,559 11/1959 Talley ..... D19/99  
2,574,870 11/1951 Gunn ..... 211/51






*Fig. 1*



*Fig. 2*



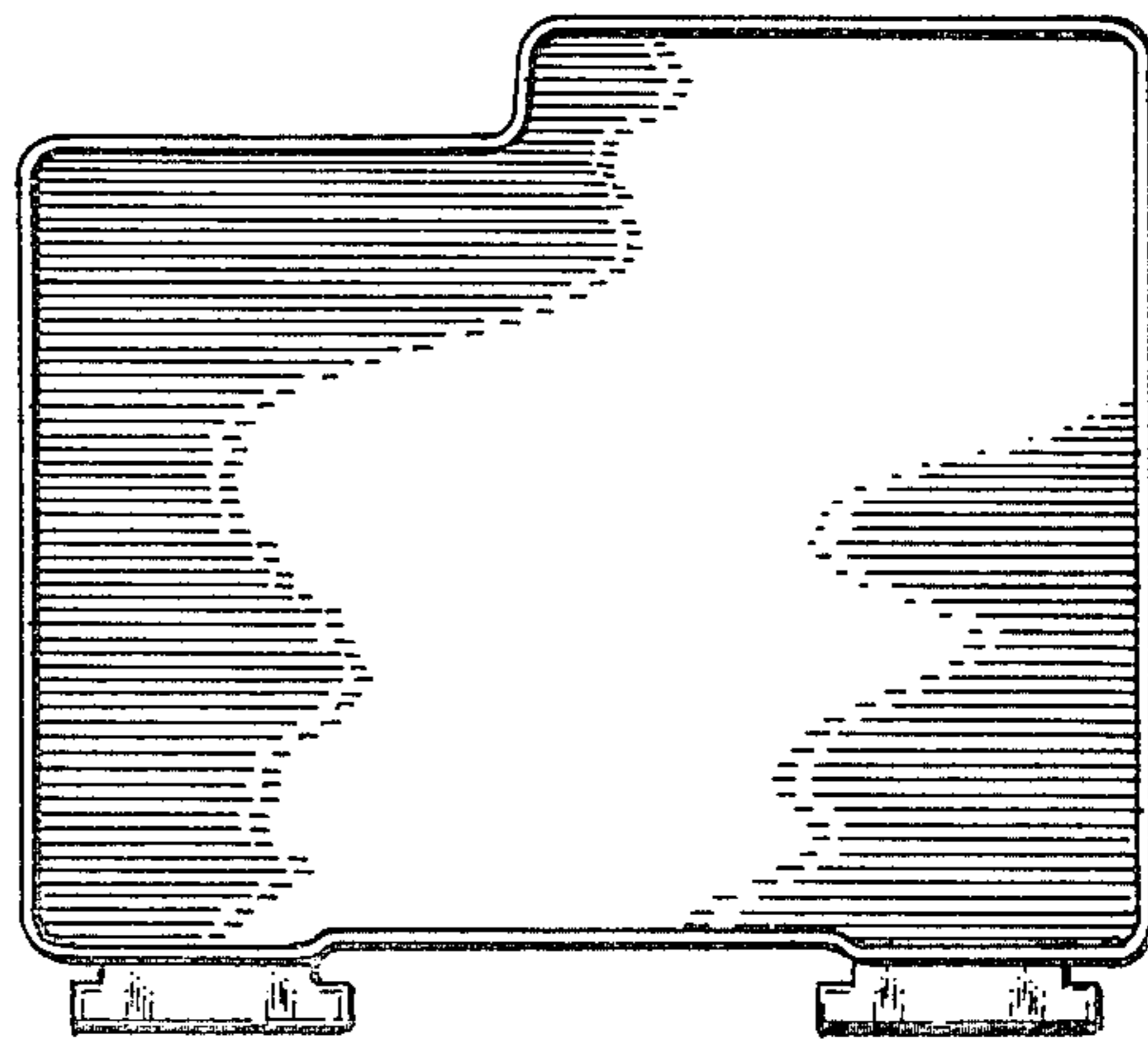
*Fig. 3*



*Fig. 6*



*Fig. 4*



*Fig. 5*