

[54] DIGITAL MULTIMETER

[75] Inventor: Toshio Sekido, Sakaki, Japan

[73] Assignee: Soar Corporation, Japan

[\*\*] Term: 14 Years

[21] Appl. No.: 663,876

[22] Filed: Oct. 23, 1984

[30] Foreign Application Priority Data

Apr. 23, 1984 [JP] Japan ..... 59-16468

[52] U.S. Cl. .... D10/78

[58] Field of Search ..... D10/75, 78, 103;  
D14/116; 235/472; 324/72.5, 115, 149, 156, 158  
P

[56] References Cited

U.S. PATENT DOCUMENTS

D. 162,813 4/1951 Goldberger et al. .... D10/75

D. 212,124 8/1968 Feldman ..... D10/75 X  
D. 260,618 9/1981 Koslar ..... D10/78  
4,298,837 11/1981 Koslar ..... 324/72.5  
4,476,721 10/1984 Hochreuther ..... 324/156 X

Primary Examiner—Louis S. Zarfes  
Attorney, Agent, or Firm—Ostrolenk, Faber, Gerb & Soffen

[57] CLAIM

The ornamental design for digital multimeter, as shown and described.

DESCRIPTION

FIG. 1 is a perspective view of a digital multimeter showing my new design;  
FIG. 2 is a rear elevational view;  
FIG. 3 is a bottom plan view;  
FIG. 4 is a left side elevational view;  
FIG. 5 is a right side elevational view; and  
FIG. 6 is a front elevational view of the multimeter in operation.

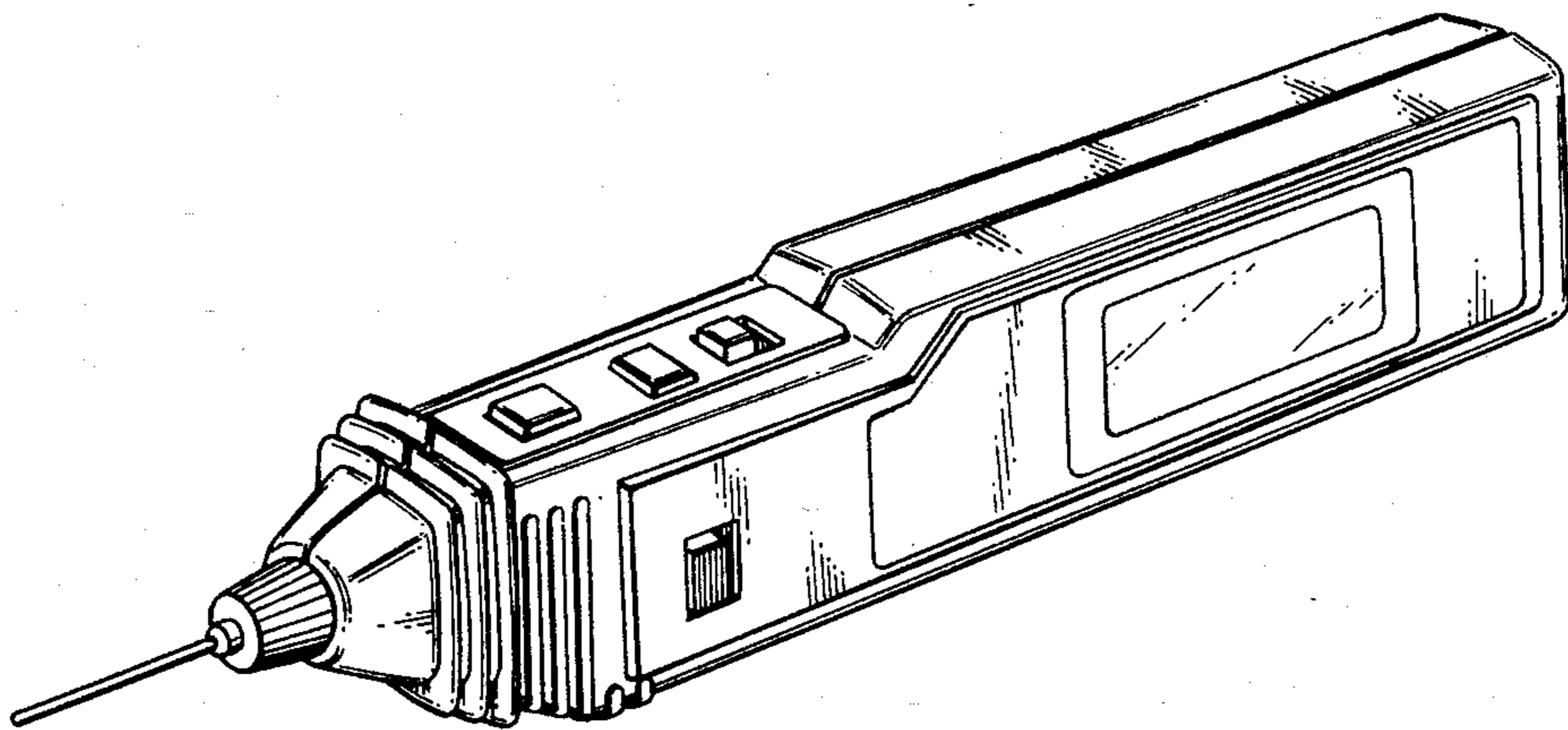


FIG. 1

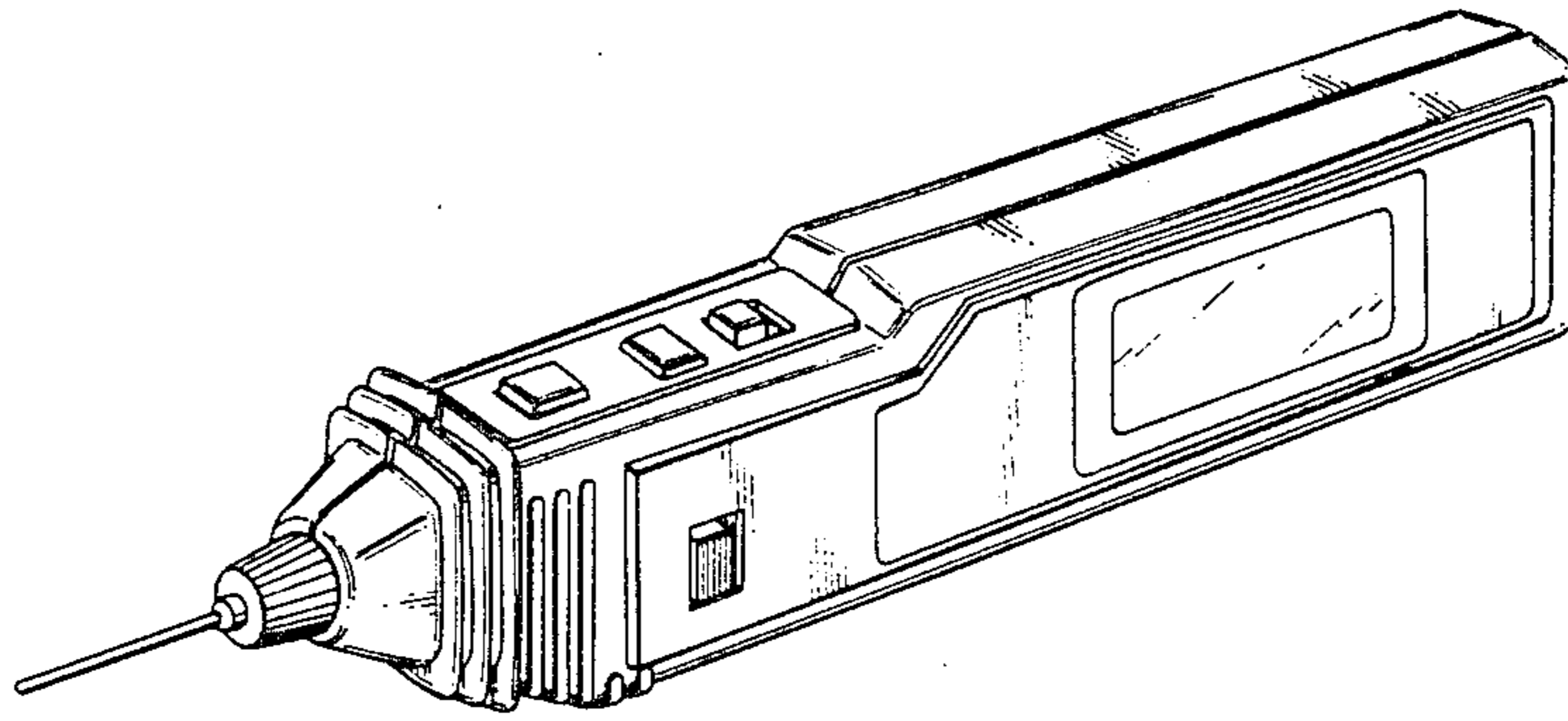


FIG. 2

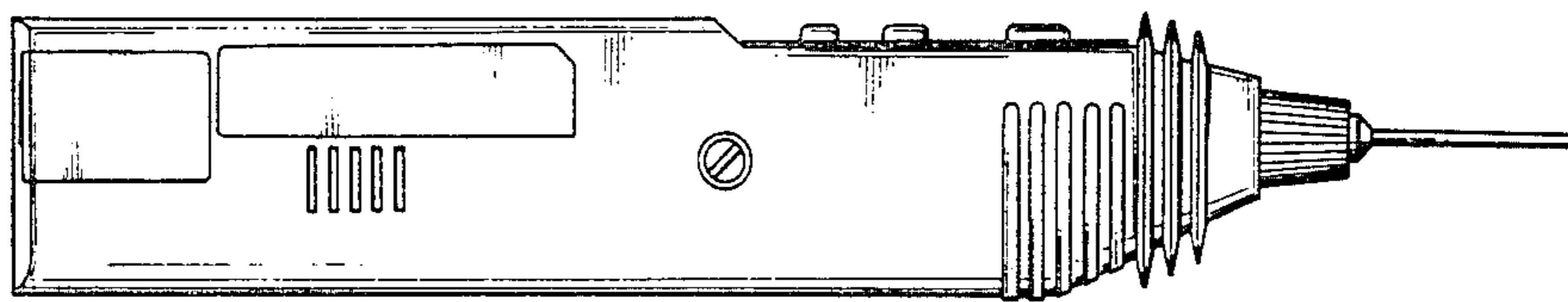


FIG. 3

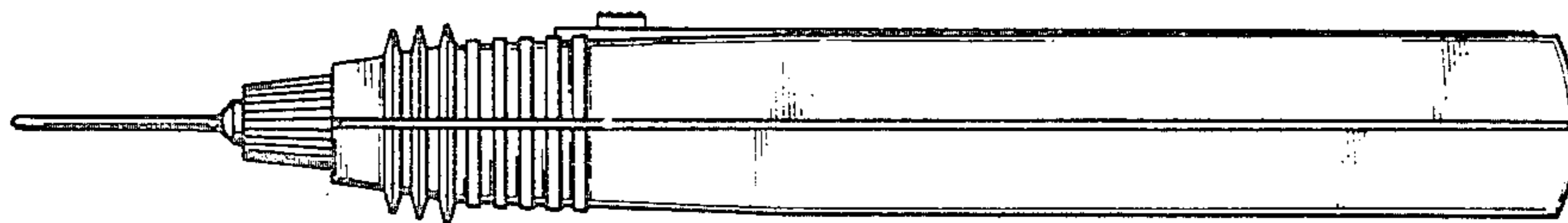


FIG. 4

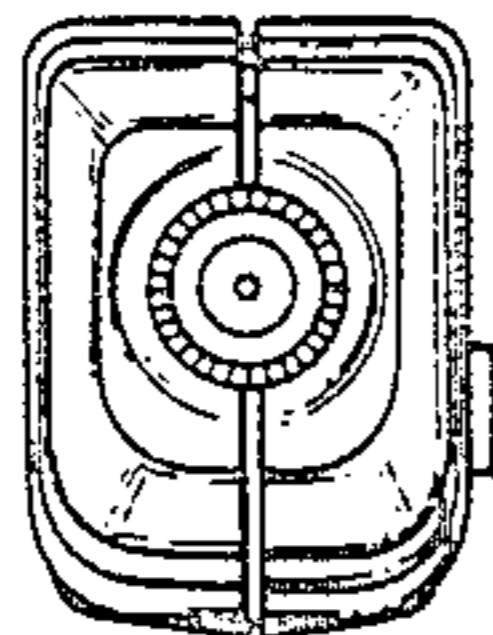


FIG. 5

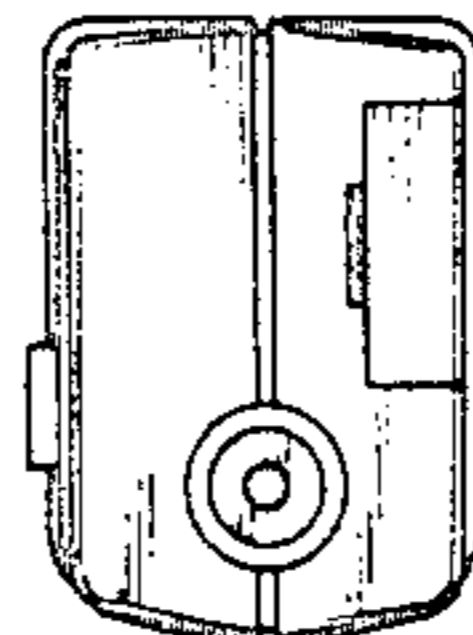


FIG. 6

