

[54] GARDEN SHEAR CUFF

3,460,251 8/1969 Somervell et al. 30/248

[75] Inventor: Alan K. Pittaway, High Wycombe, England

[73] Assignee: Wilkinson Sword Limited, High Wycombe, England

[**] Term: 14 Years

[21] Appl. No.: 599,404

[22] Filed: Apr. 12, 1984

[30] Foreign Application Priority Data

Oct. 12, 1983 [GB] United Kingdom 1015687

[52] U.S. Cl. D8/5

[58] Field of Search D8/1-13; 30/185-186, 236, 241, 244, 246, 248-252, 254, 257, 261-262

[56] References Cited

U.S. PATENT DOCUMENTS

D. 206,482	12/1966	Sharp	D8/5
D. 206,483	12/1966	Sharp	D8/5
D. 218,796	9/1970	Rogers	D8/5
3,055,108	9/1962	March	30/257

OTHER PUBLICATIONS

Snap-Cut 1969-1970 catalogue, "Lopping Shear" p. 10.

Primary Examiner—Wallace R. Burke

Assistant Examiner—Brian N. Vinson

Attorney, Agent, or Firm—John K. Williamson; John L. LaPierre

[57] CLAIM

The ornamental design for a garden shear cuff, as shown and described.

DESCRIPTION

FIG. 1 is a reduced front elevational view of a garden shear cuff showing my new design, the broken lines therein depicting handles and shear blades being illustrative of environmental structure only and forming no part of the claimed design;

FIG. 2 is a front elevational view thereof;

FIG. 3 is a rear elevational view thereof;

FIG. 4 is a right side elevational view thereof;

FIG. 5 is a left side elevational view thereof;

FIG. 6 is a top plan view thereof; and

FIG. 7 is a bottom plan view thereof.

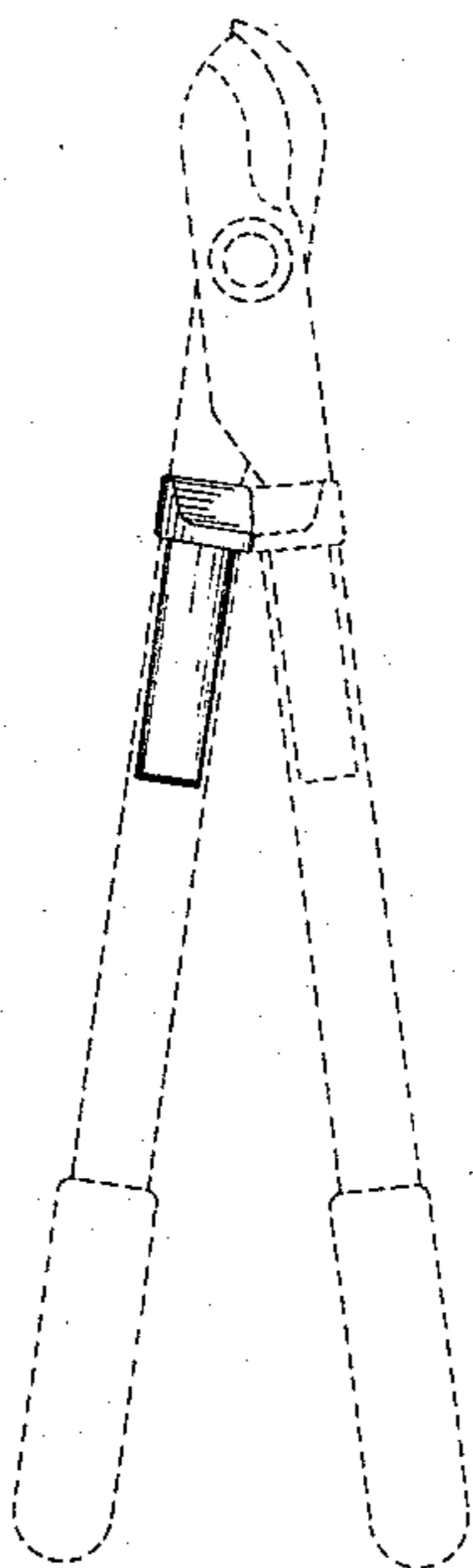


FIG. 1

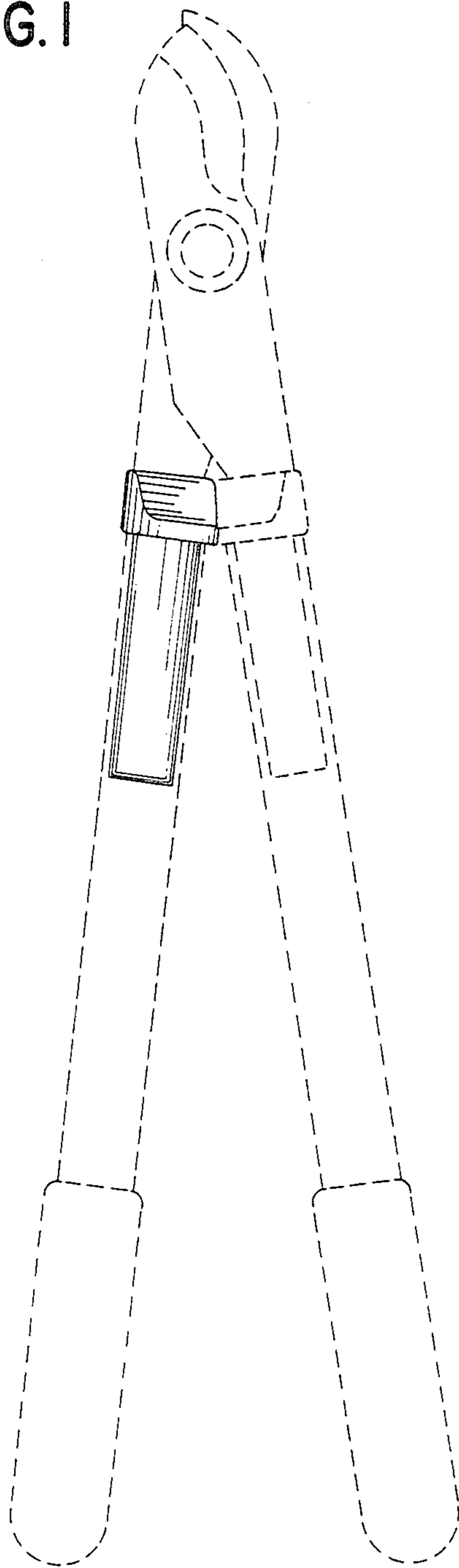


FIG. 6

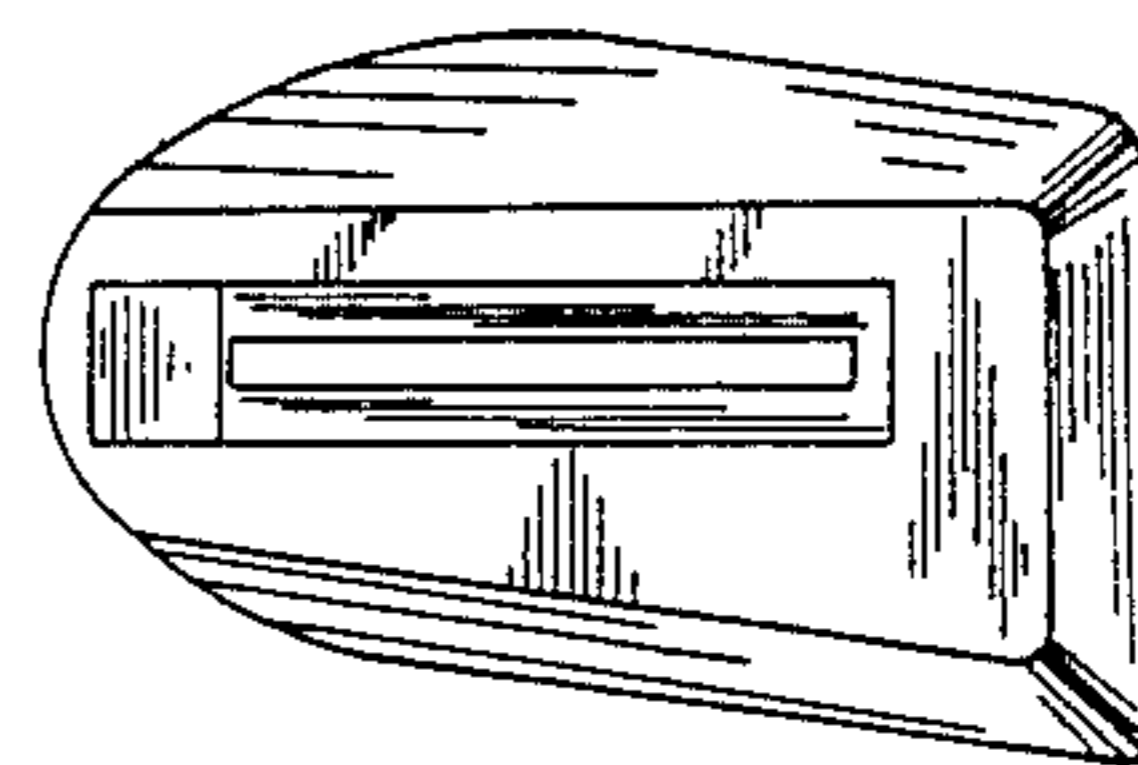


FIG. 2




FIG. 3

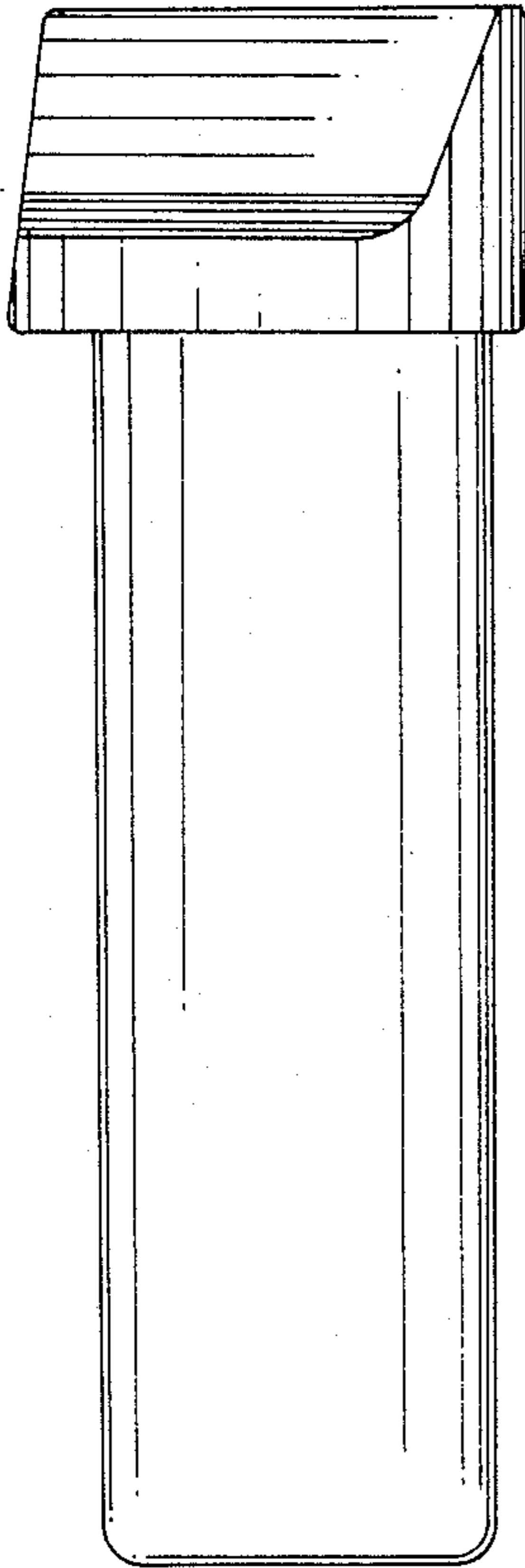


FIG. 4

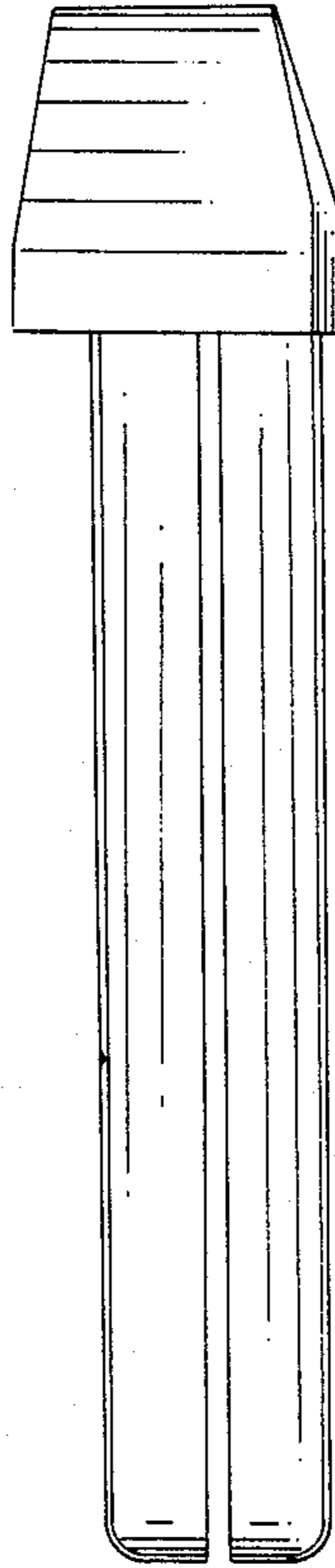


FIG. 5




FIG. 7

