

[54] WORK PIECE SUPPORT

[76] Inventor: Roger E. Abitz, 41844 Sunnydale La., Northville, Mich. 48167

[**] Term: 14 Years

[21] Appl. No.: 679,542

[22] Filed: Dec. 7, 1984

[52] U.S. Cl. D15/140; D6/419; D6/420

[58] Field of Search D15/138, 140, 141; 248/225.3, 161; 193/42; 144/288 R; 108/25, 150; D6/419, 420

[56] References Cited

U.S. PATENT DOCUMENTS

D. 132,166	4/1942	Cloutier	D6/420
D. 161,724	1/1951	Anderson et al.	D6/419
D. 248,398	7/1978	Wehner	D15/140
1,006,995	10/1911	Bridge	.	
1,333,103	3/1920	Eitelbuss	.	
1,541,300	6/1925	White et al.	.	
1,619,907	3/1927	White	.	
1,760,304	5/1930	Feldin	.	

2,424,692	7/1947	Harshberger	.	
2,517,112	8/1950	Jones	.	
2,699,188	1/1955	Caldwell	.	
2,793,693	5/1957	Menk	.	
2,818,092	12/1957	Grosset	.	
3,083,806	4/1963	Haines	.	
4,039,064	8/1977	Kirby	.	
4,094,255	6/1978	Zaccaria	.	
4,157,798	6/1979	Lin	D15/141
4,520,981	6/1985	Harrigan	248/161

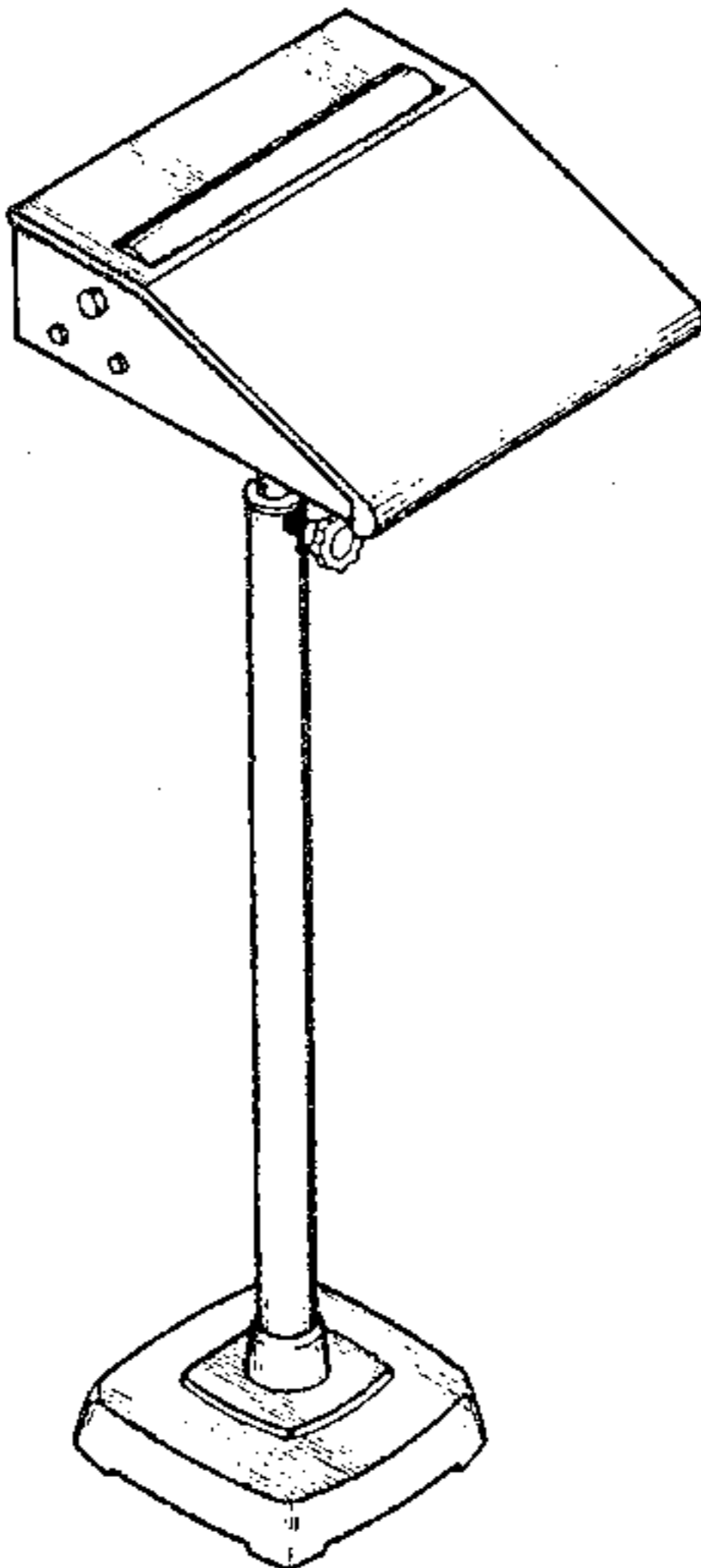
Primary Examiner—B. J. Bullock
Assistant Examiner—Suzanne N. Gitlin
Attorney, Agent, or Firm—Harness, Dickey & Pierce

[57] CLAIM

The ornamental design for a work piece support, substantially as shown and described.

DESCRIPTION

FIG. 1 is a perspective view of a work piece support, showing my new design;
FIG. 2 is a top plan view thereof;
FIG. 3 is a reduced side elevational view thereof;
FIG. 4 is a reduced front elevational view thereof;
FIG. 5 is a reduced rear elevational view thereof.
The bottom plan is unornamented.



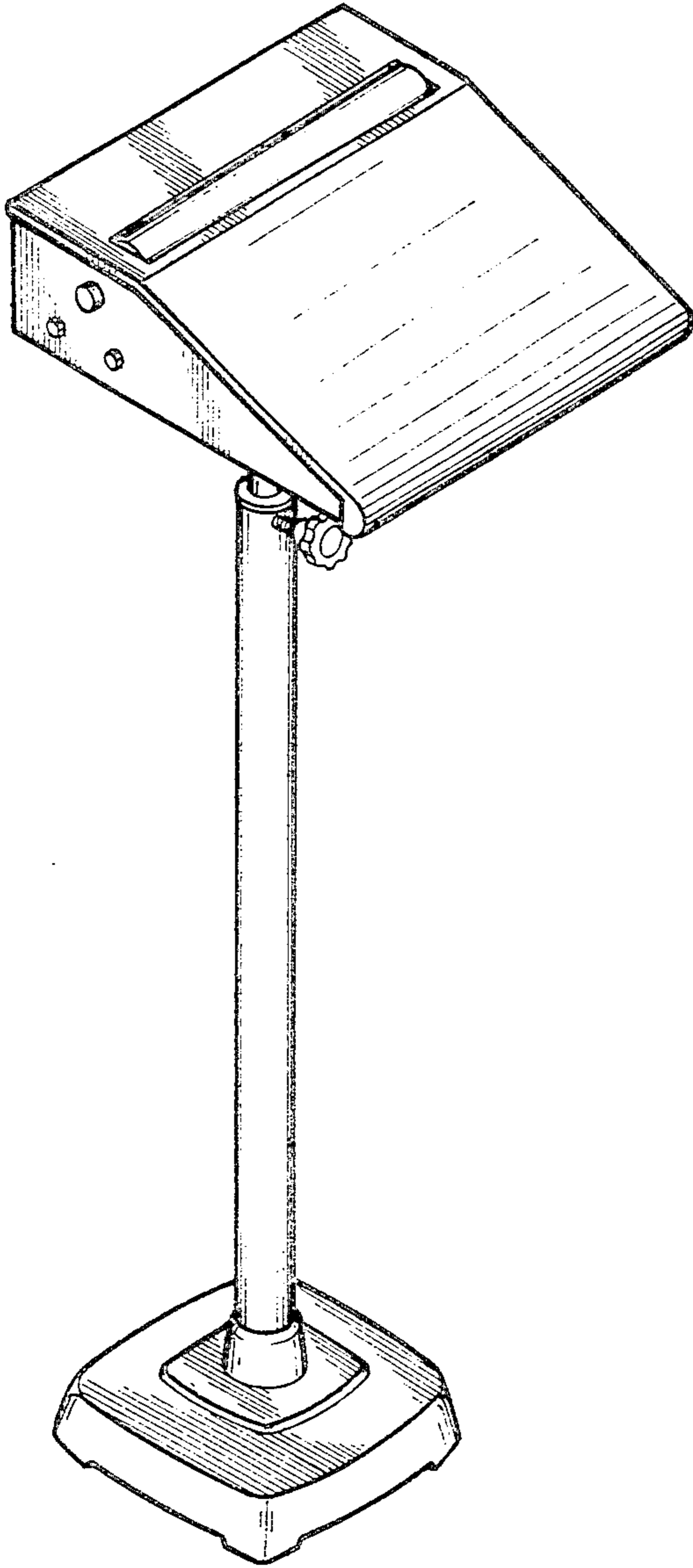


Fig-1




Fig-2

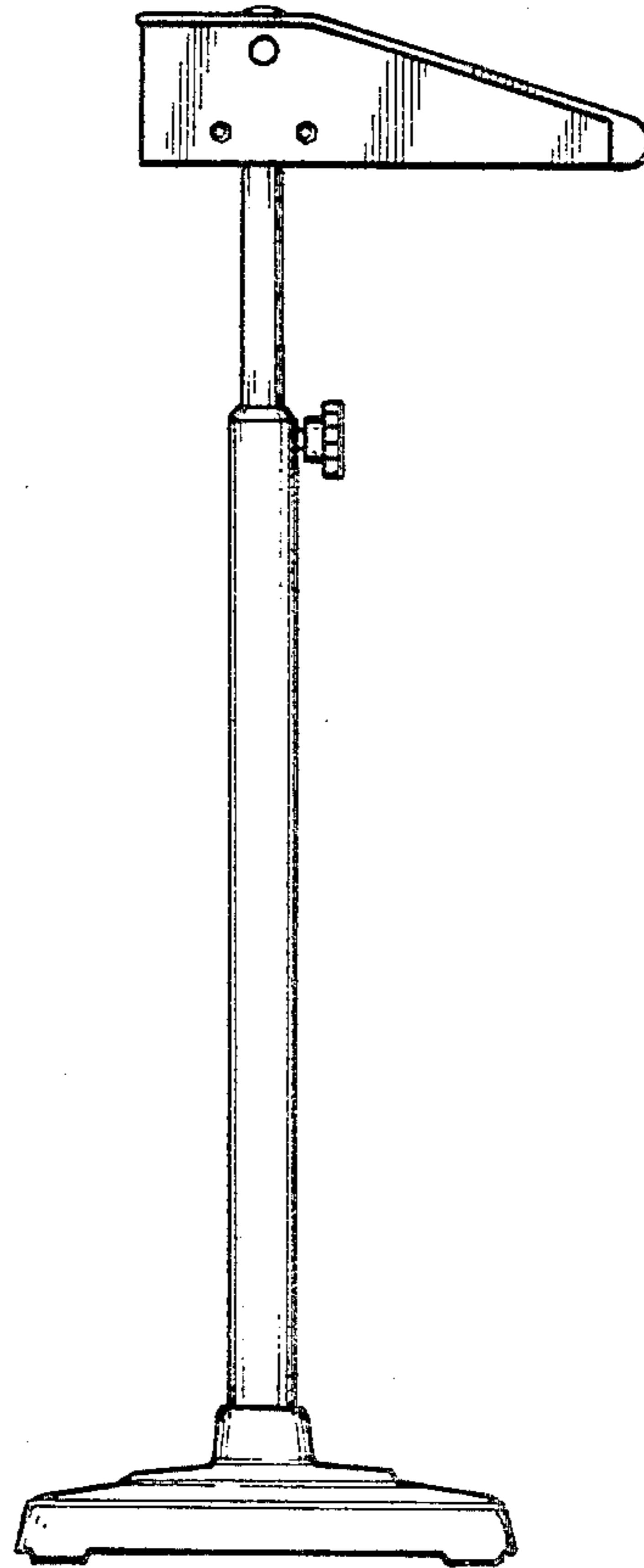


Fig-3

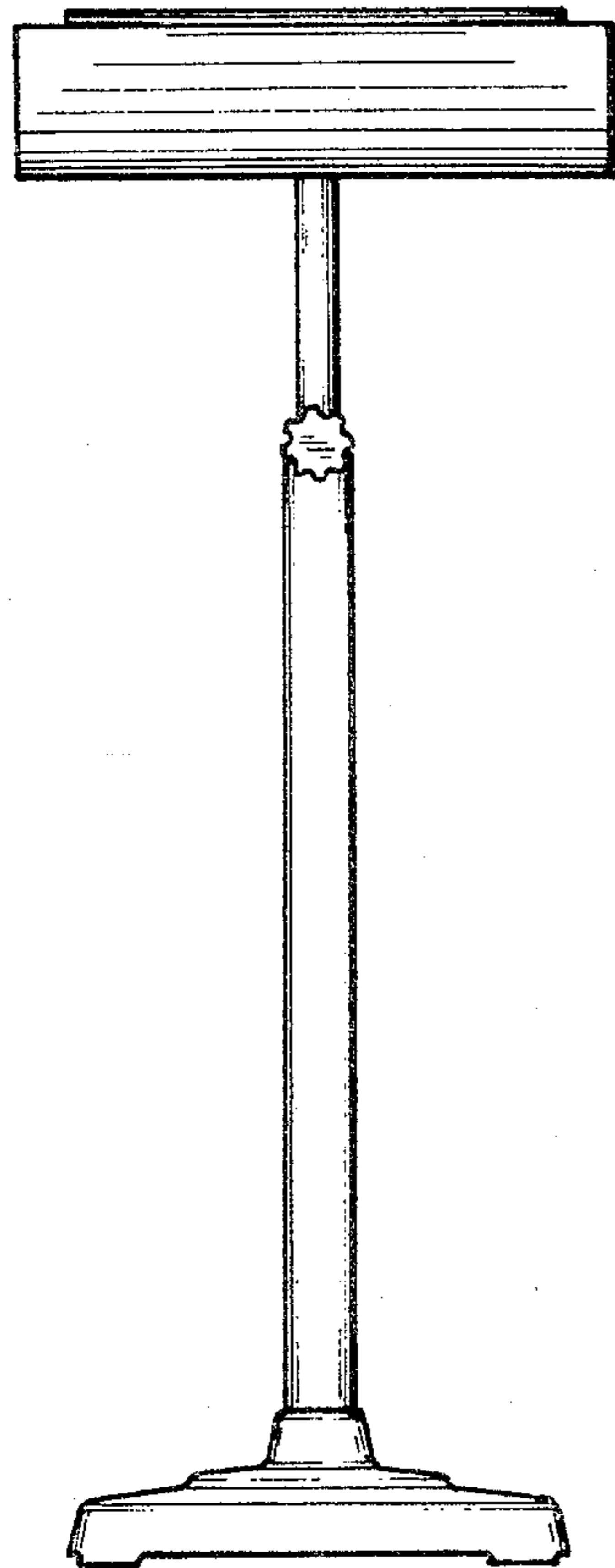


Fig-4

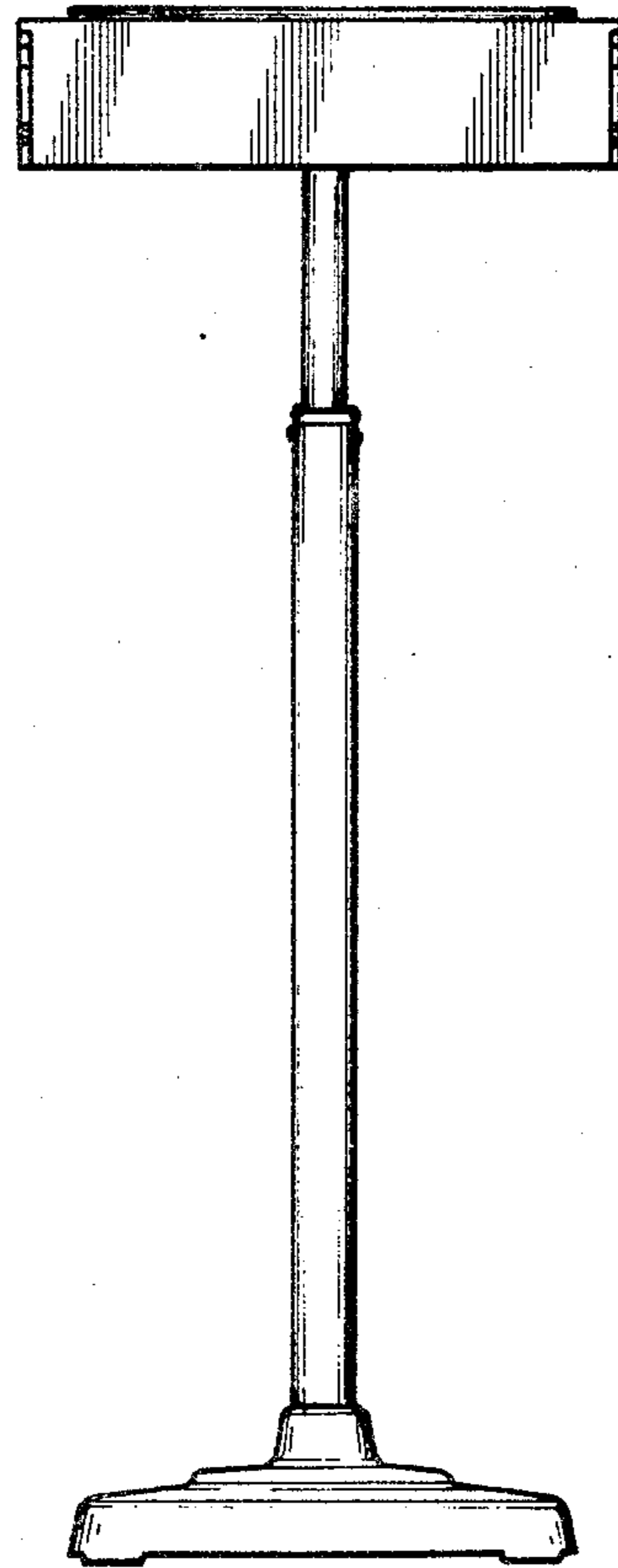


Fig-5