

[54] SOUP BOWL OR SIMILAR ARTICLE

[75] Inventor: Steve A. Unger, Manilus, N.Y.

[73] Assignee: Syracuse China Corporation, Syracuse, N.Y.

[\*] Notice: The portion of the term of this patent subsequent to Feb. 3, 2001 has been disclaimed.

[\*\*] Term: 14 Years

[21] Appl. No.: 600,089

[22] Filed: Apr. 13, 1984

[52] U.S. Cl. .... D7/20; D7/9; D7/28

[58] Field of Search ..... D7/6, 9, 10, 20, 23, D7/28, 17

[56] References Cited

U.S. PATENT DOCUMENTS

D. 47,342	5/1915	Sebring	.....	D7/9
D. 69,072	12/1925	Goodwin	.....	D7/9
D. 162,289	3/1951	Diebenkorn	.....	D7/9
D. 179,463	12/1956	Taggart	.....	D7/9
2,893,583	7/1959	Achtziger	.....	D7/10 X

OTHER PUBLICATIONS

*Wedgwood & Sons, Ltd.*, p. II, "Edme" shape, Cups, Bowls shown, handled and unhandled.

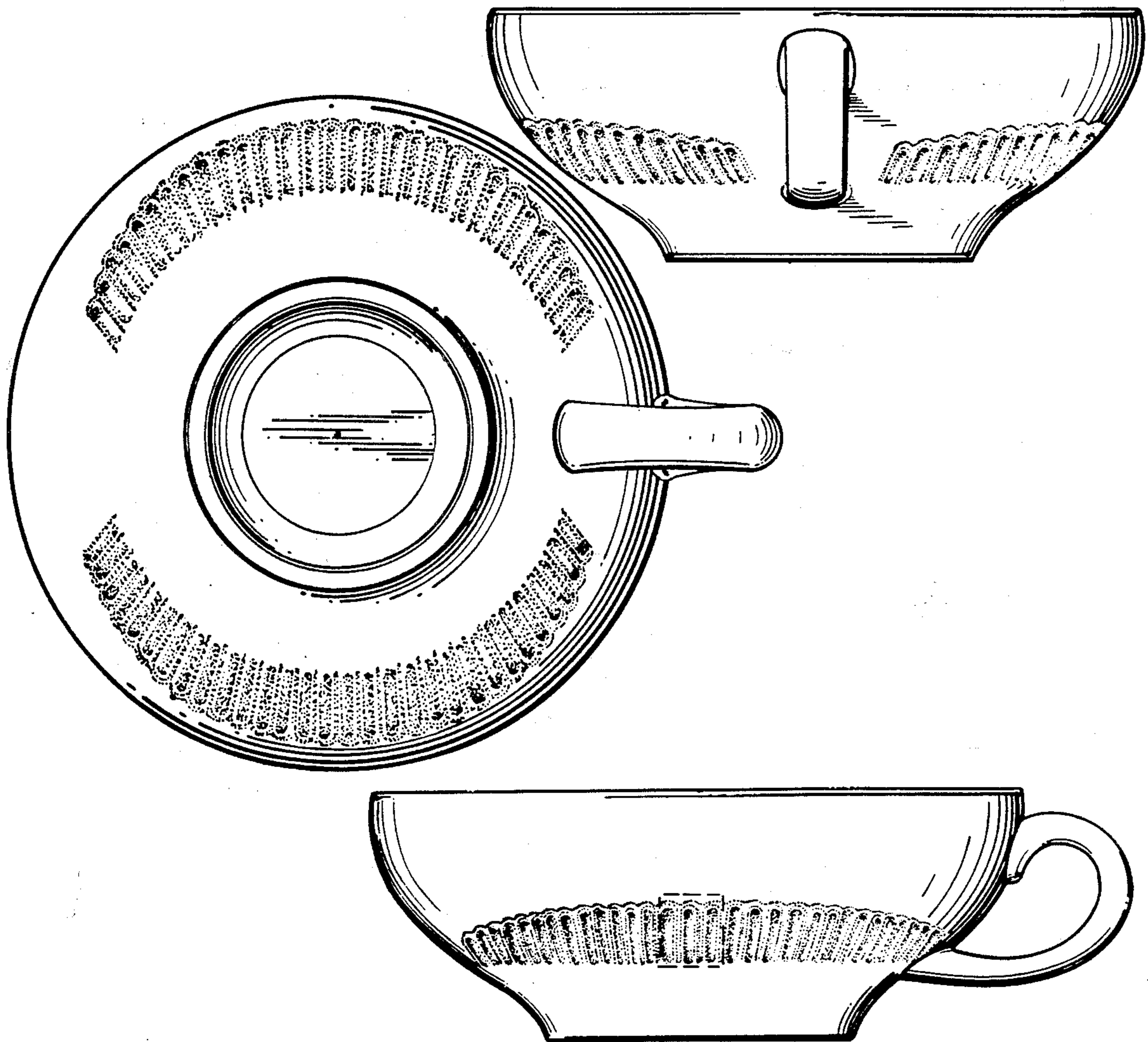
*Primary Examiner*—Winifred E. Herrmann  
*Attorney, Agent, or Firm*—Cushman, Darby & Cushman

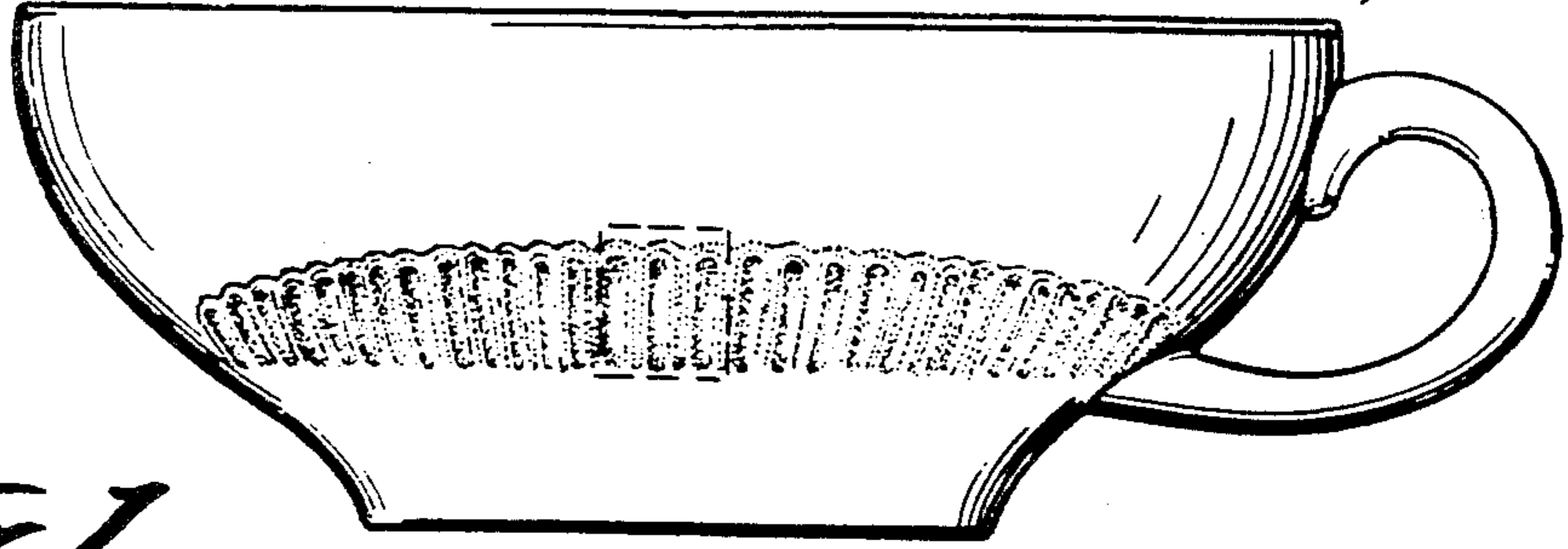
[57] CLAIM

The ornamental design for a soup bowl or similar article, substantially as shown and described.

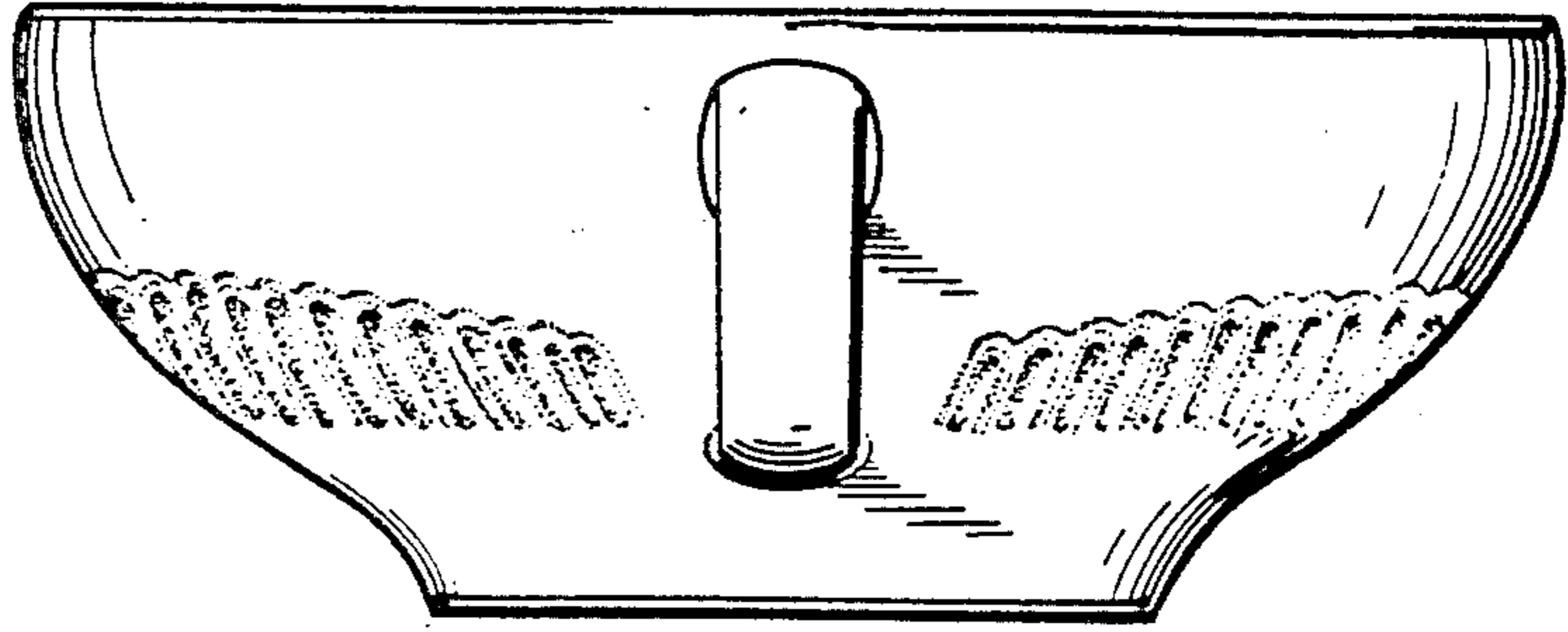
DESCRIPTION

FIG. 1 is a front elevational view of a soup bowl or similar article showing my new design, the rear elevational view is a mirror image thereof;  
 FIG. 2 is a right side elevational view thereof;  
 FIG. 3 is a left side elevational view thereof;  
 FIG. 4 is an enlarged fragmentary view of the sculptured portion within the broken line area of FIG. 1;  
 FIG. 5 is an enlarged fragmentary cross-sectional view taken on line 5—5 of FIG. 4;  
 FIG. 6 is an enlarged fragmentary cross-sectional view taken on line 6—6 of FIG. 4;  
 FIG. 7 is a top plan view thereof; and  
 FIG. 8 is a bottom plan view thereof.

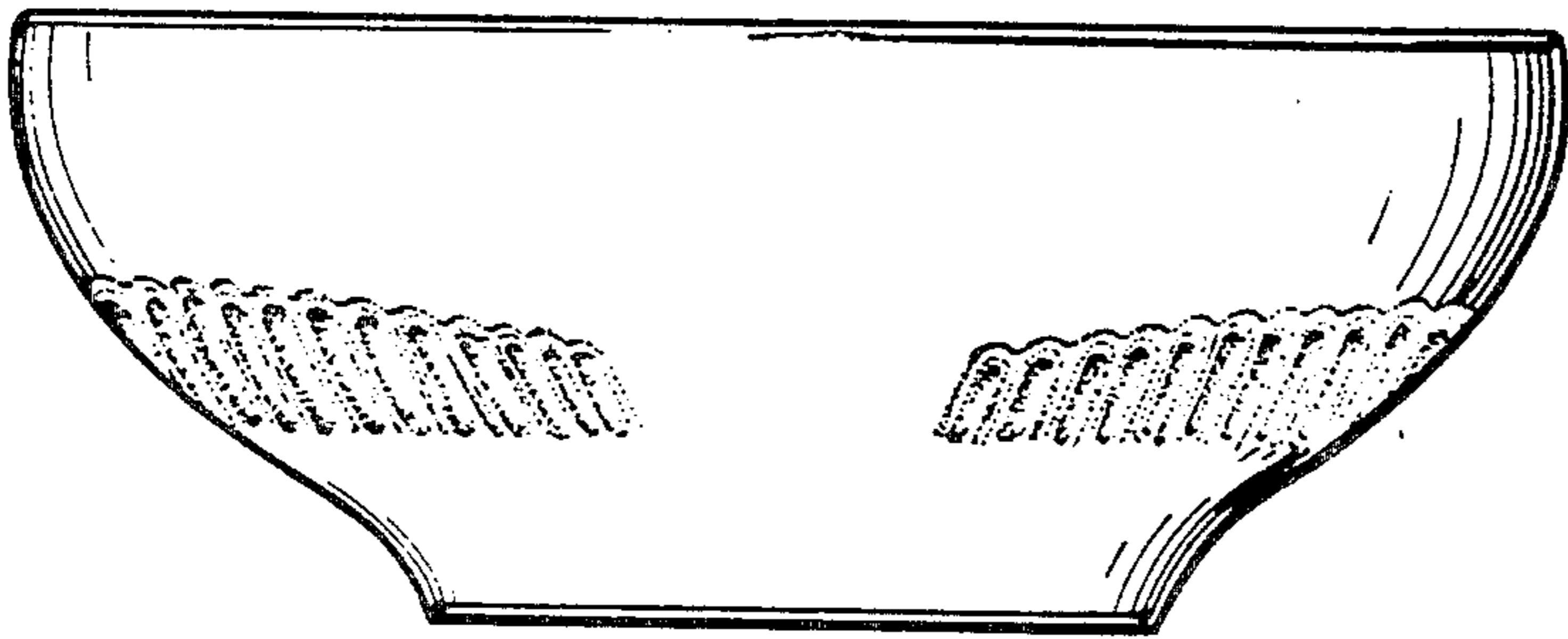




*Fig. 1*

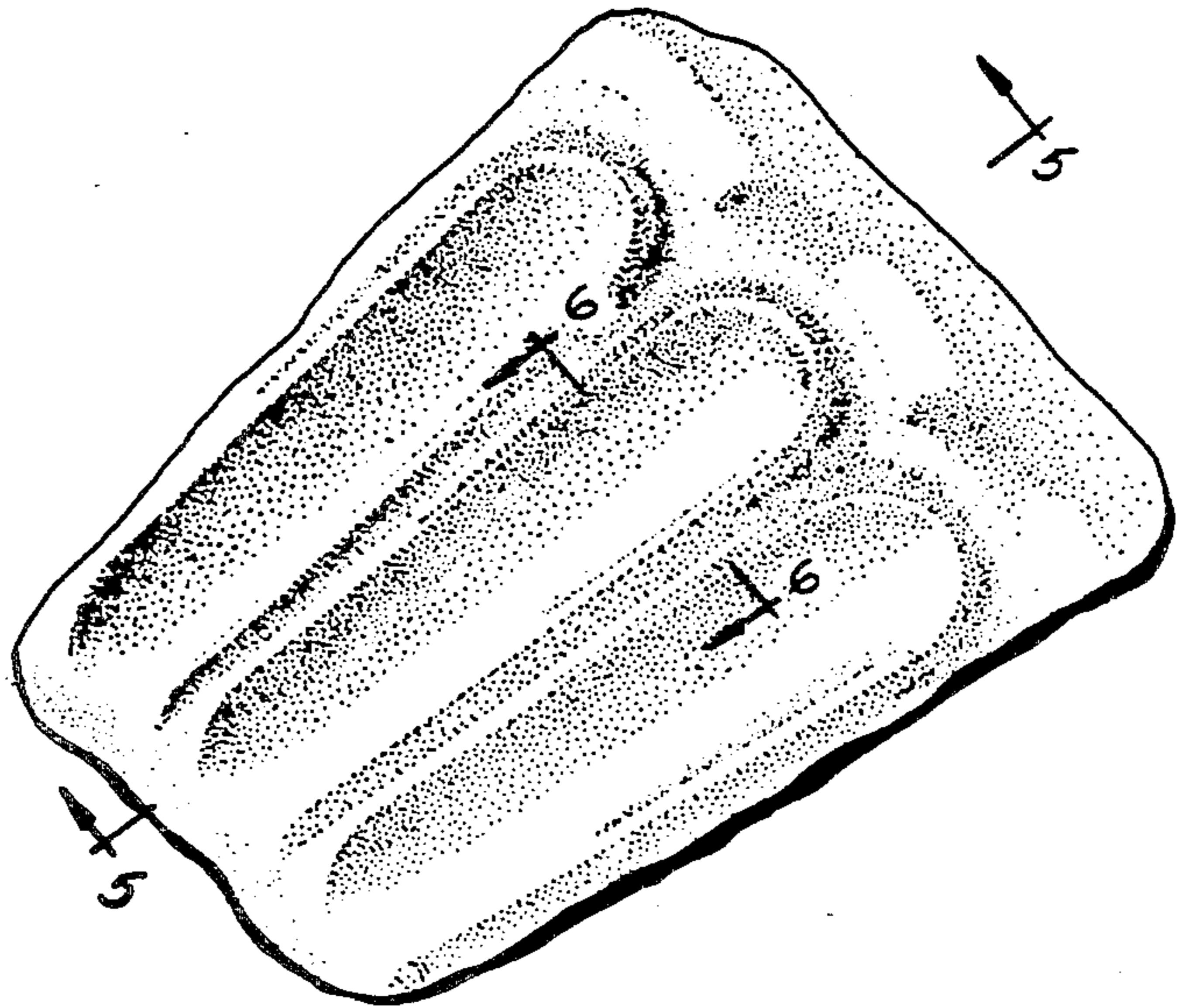


*Fig. 2*




*Fig. 3*

*Fig. 4*






*Fig. 5*



*Fig. 6*



*Fig. 7*



*Fig. 8*

