

[54] RECEPTACLE OR SIMILAR ARTICLE

[75] Inventors: Phyllis M. Breeze, Cotter; Jay T. Wescoat, Mountain Home; Jean Wilkinson, Batesville, all of Ark.; Anita G. Gruett, Memphis, Tenn.

[73] Assignee: White River Industries, Inc., Cotter, Ark.

[\*\*] Term: 14 Years

[21] Appl. No.: 639,821

[22] Filed: Aug. 10, 1984

[52] U.S. Cl. .... D6/563; D6/573; D12/323

[58] Field of Search ..... D12/323; D6/512, 524, D6/553, 563, 567, 569, 570, 571, 573, 528; 248/243-245, 297.2, 251, 311.2, 314, 315, 327, 333, 340; 211/71, 85, 88

[56] References Cited

U.S. PATENT DOCUMENTS

- 59,759 11/1921 Levy ..... D6/553
- D. 147,589 9/1947 Kaplan ..... D6/563
- D. 153,843 5/1949 Bartolomeo ..... D6/563

- D. 156,401 12/1949 Berman ..... D6/563
- D. 161,257 12/1950 Goodman ..... D6/528
- D. 223,617 5/1972 Smith ..... D6/569
- D. 225,754 1/1973 Goforth ..... D12/323
- D. 247,535 3/1978 Frank ..... D6/552
- 3,747,776 7/1973 Gross ..... 211/88

OTHER PUBLICATIONS

Aerospace Technology, Jun. 3, 1968, p. 34, Raven Aerostat-Balloon located in upper left corner.

Primary Examiner—B. J. Bullock

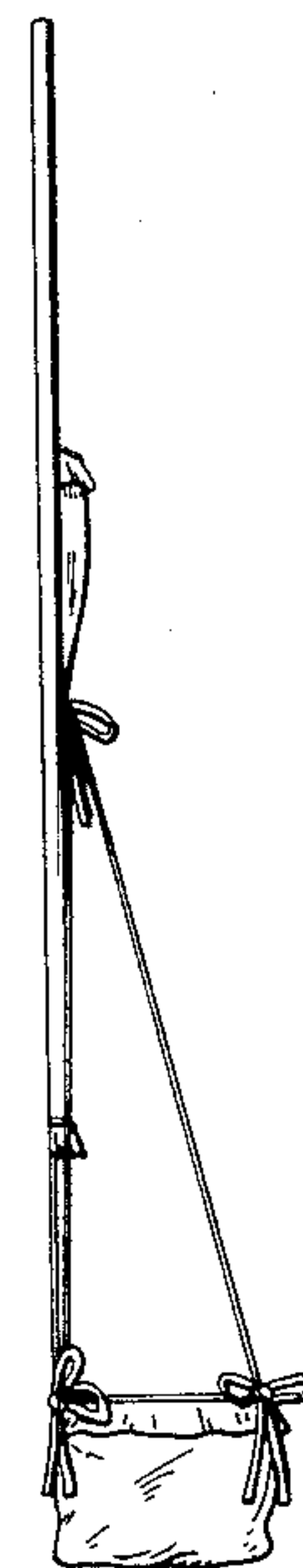
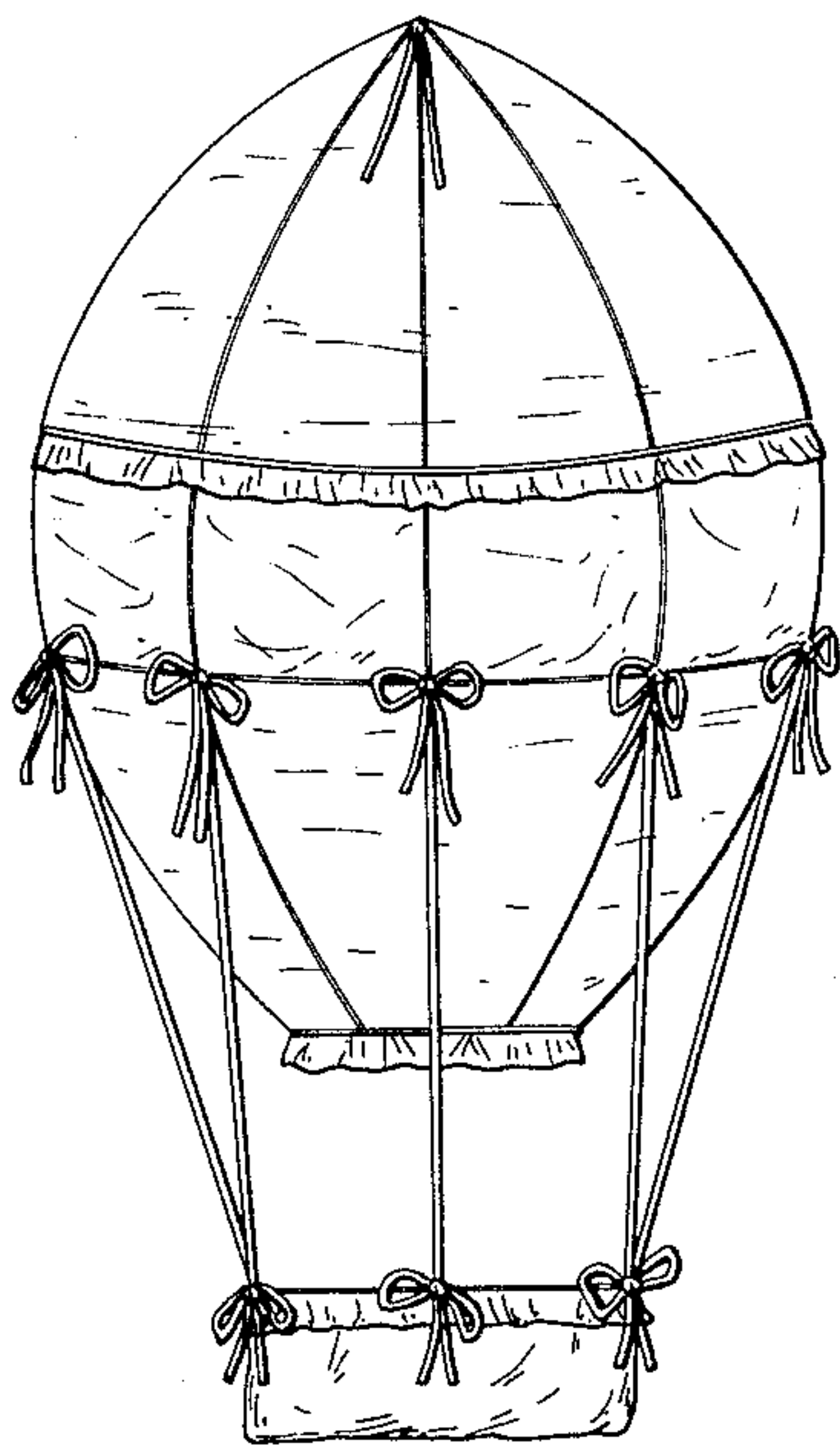
Attorney, Agent, or Firm—Berman, Aisenberg & Platt

[57] CLAIM

The ornamental design for a receptacle or similar article, as shown and described.

DESCRIPTION

FIG. 1 is a front view of a receptacle or the like showing my new design;  
 FIG. 2 is a top view thereof;  
 FIG. 3 is a bottom view thereof;  
 FIG. 4 is a rear view thereof;  
 FIG. 5 is a left side view thereof, the side opposite being a mirror image.



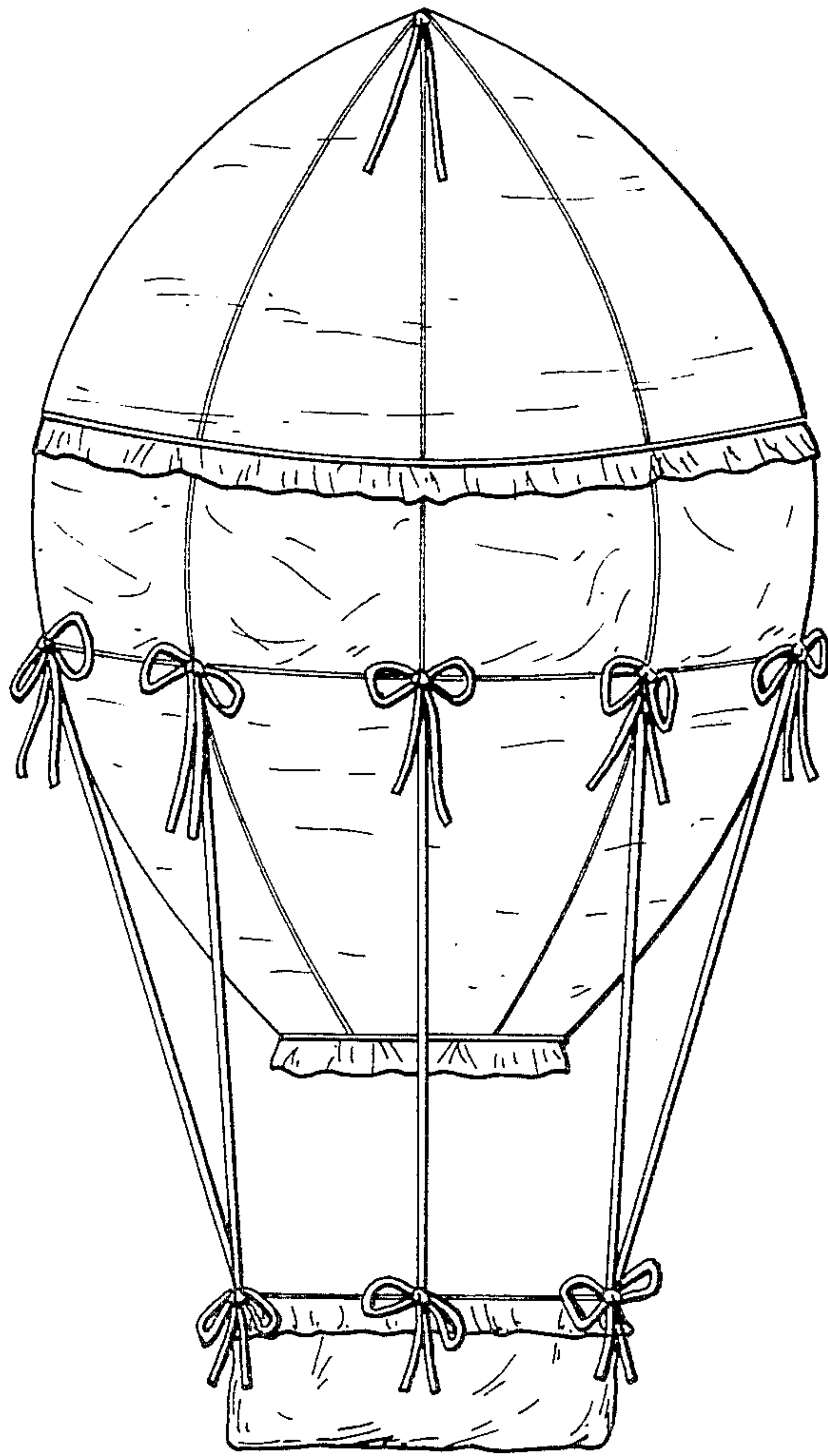


FIG. 1




FIG. 2




FIG. 3

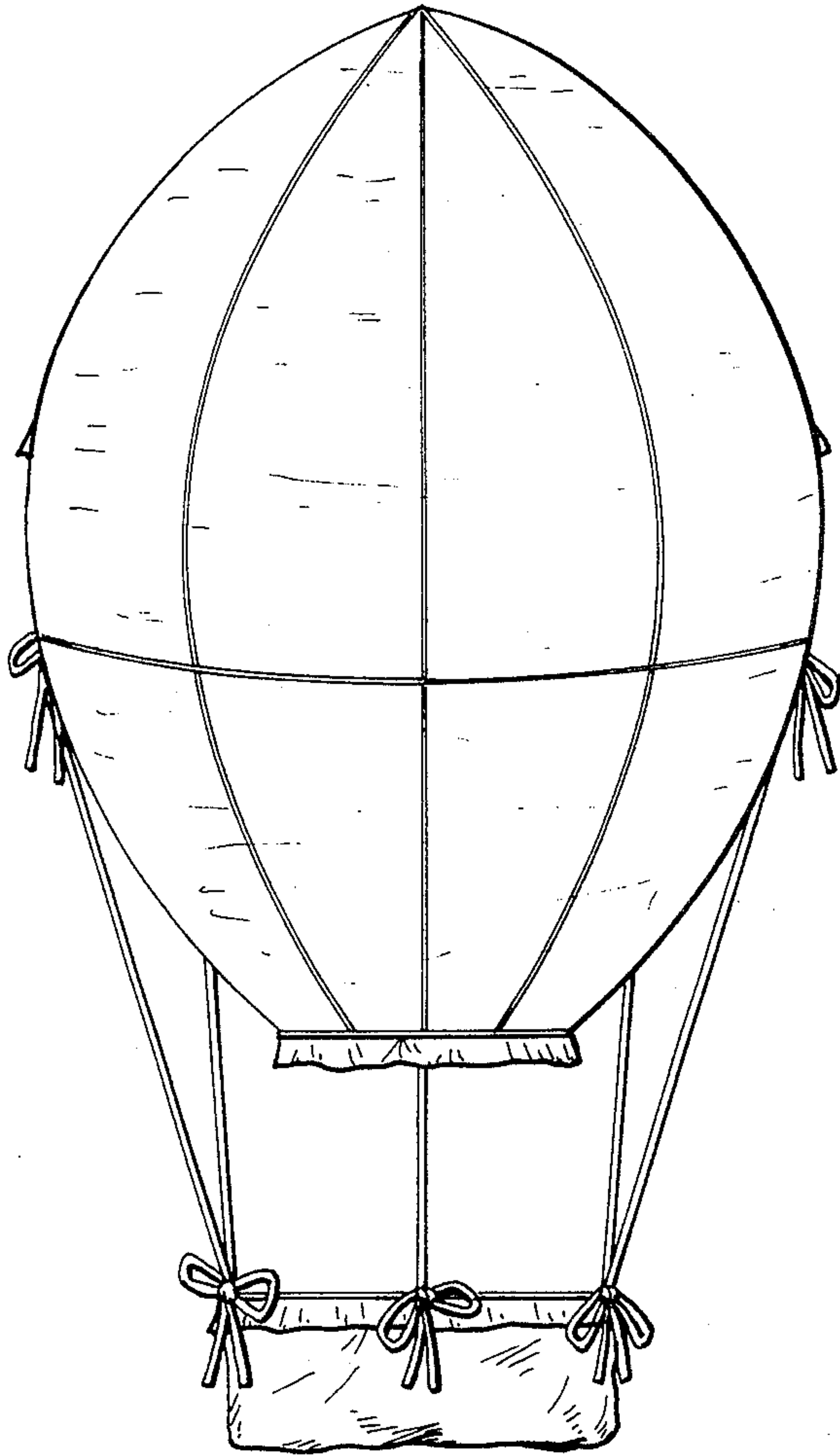


FIG. 4

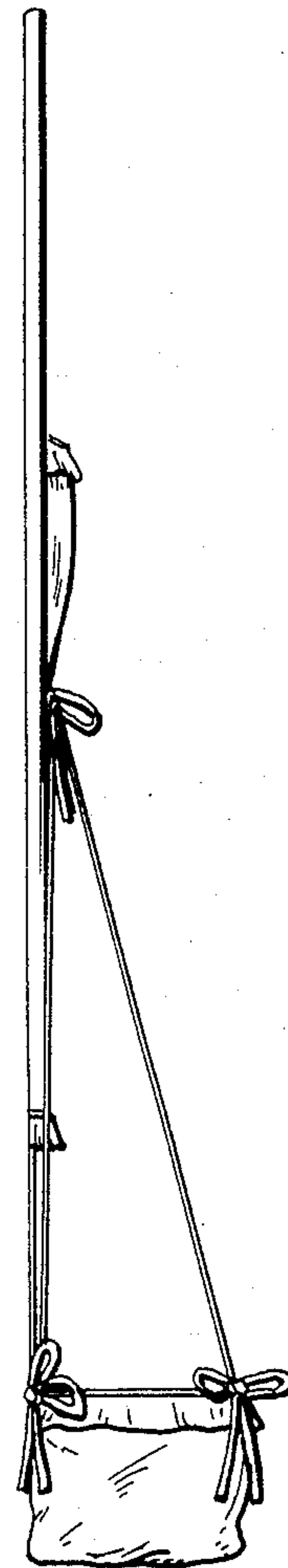


FIG. 5