

[54] COMBINED SUPPORT FOR HOLDING AND DISPLAYING CARDS

4,490,932 1/1985 McIntire 40/124

[76] Inventor: Larry C. Adams, 103 Sweetbriar, Hernando, Miss. 38632

Primary Examiner—B. J. Bullock
Attorney, Agent, or Firm—Walker & McKenzie

[**] Term: 14 Years

[57] CLAIM

[21] Appl. No.: 577,521

The ornamental design for a combined support for holding and displaying cards, substantially as shown and described.

[22] Filed: Feb. 6, 1984

[52] U.S. Cl. D19/86; D6/302

[58] Field of Search 86/300, 301, 302, 475, 86/507, 559; 40/124, 124.2, 156, 10 R, 18, 358, 152; 211/50; D19/75, 78, 86, 91; 83/56

DESCRIPTION

[56] References Cited

U.S. PATENT DOCUMENTS

D. 16,246	9/1885	Eberlein	D6/301
D. 181,150	10/1957	Horn	D6/300
D. 227,408	6/1973	Hotchkiss	D6/300
D. 251,253	3/1979	Brinkman	D19/78
D. 271,360	11/1983	Le	D6/301
D. 276,092	10/1984	Leo	D19/86
814,438	3/1906	Franke	211/50
3,992,793	11/1976	Candor	40/152

FIG. 1 is a top plan view of a combined support for holding and displaying cards showing my new design; FIG. 2 is a front elevational view thereof. FIG. 3 is a rear elevational view thereof. FIG. 4 is a right side elevational view thereof, the left side being a mirror image. FIG. 5 is a bottom plan view thereof. FIG. 6 is a top plan view of a second embodiment of the design of FIG. 1; FIG. 7 is a front elevational view of FIG. 6; FIG. 8 is a rear elevational view of FIG. 6; FIG. 9 is a right side elevational view of FIG. 6; FIG. 10 is a left side elevational view of FIG. 6; FIG. 11 is a bottom plan view of FIG. 6.


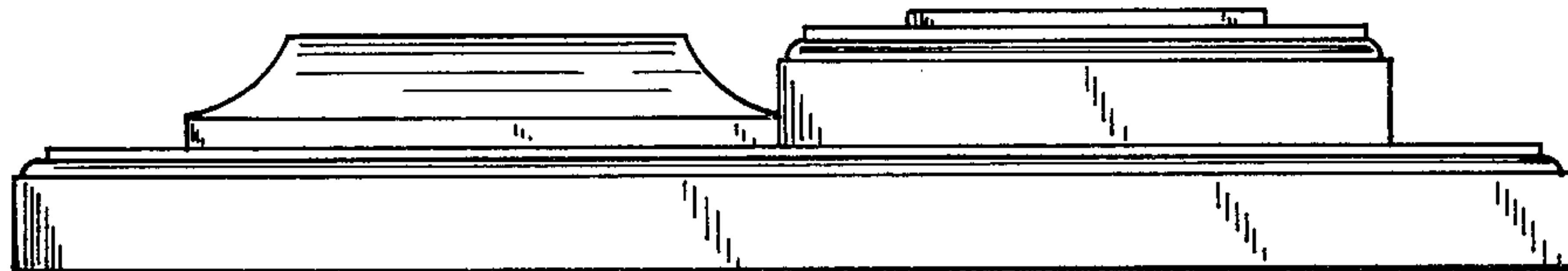


FIG. 1

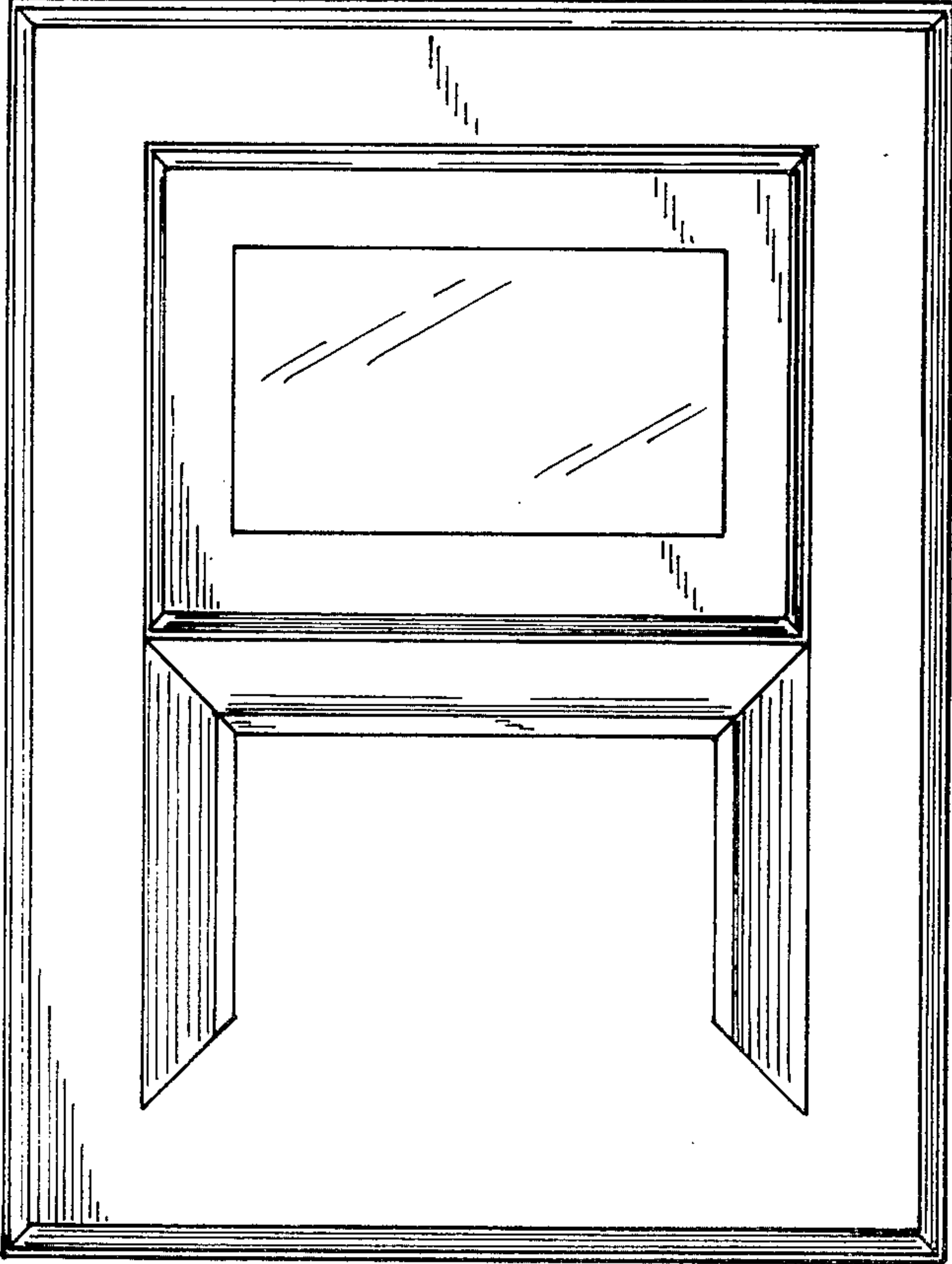


FIG. 2




FIG. 3

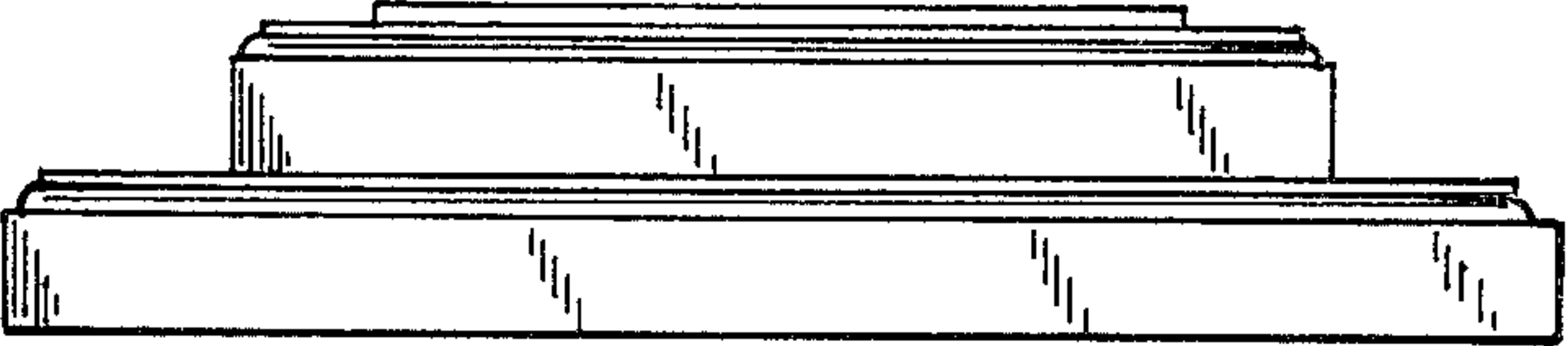


FIG. 4

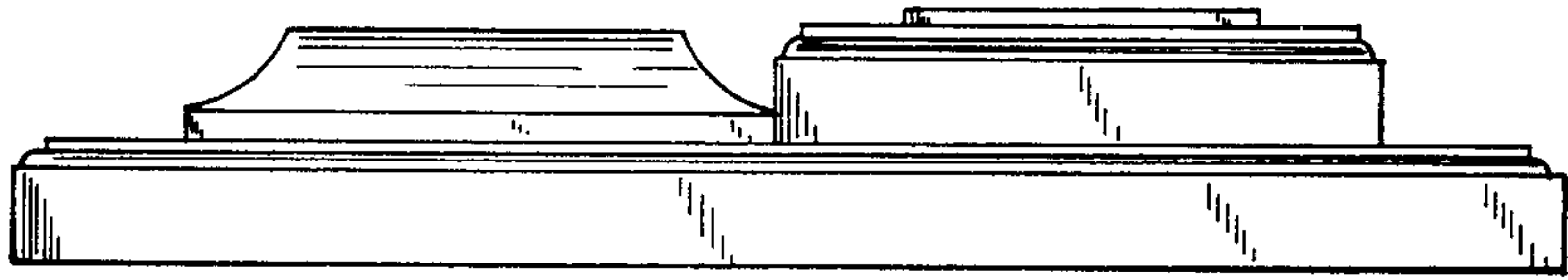


FIG. 5




FIG. 6

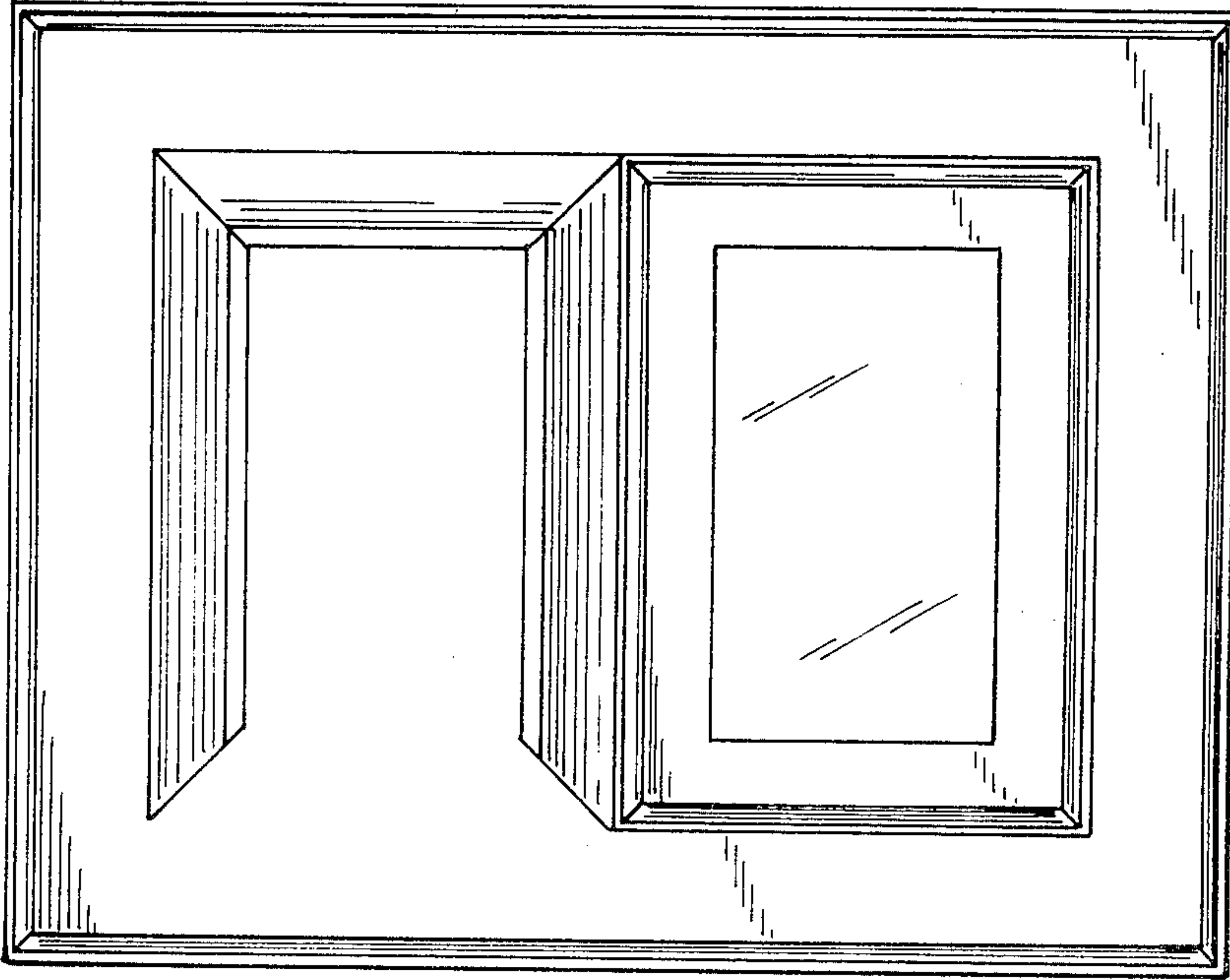


FIG. 7

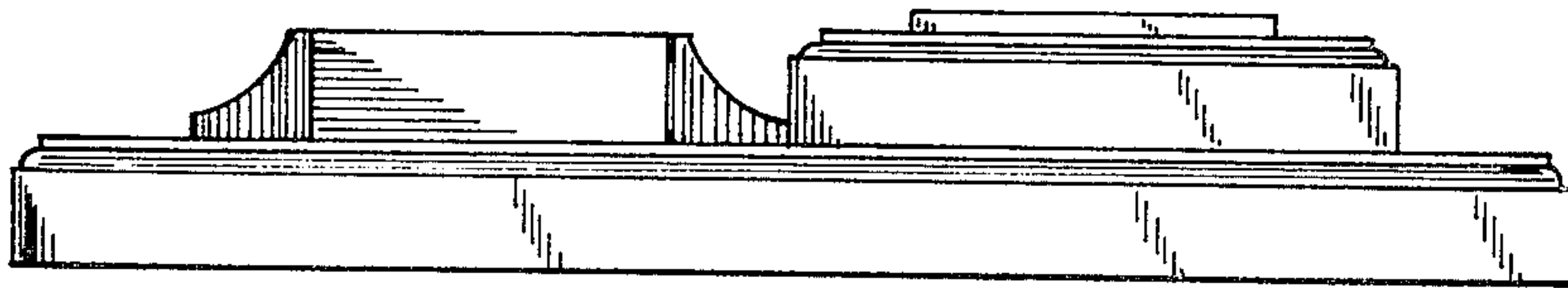


FIG. 8

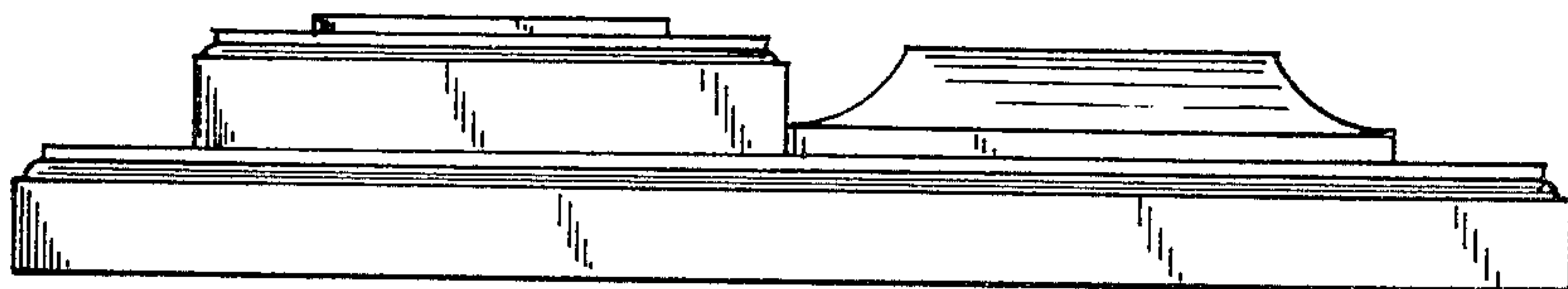


FIG. 9

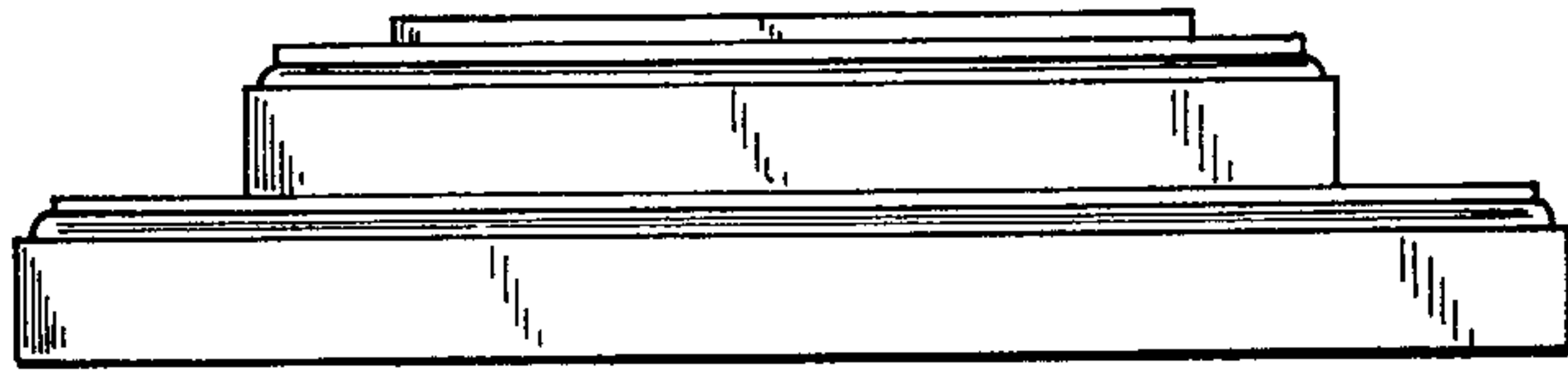


FIG. 10




FIG. 11

