

[54] **CLOCK**

[76] **Inventor: Fernando C. Richards, 56 Peabody St., Salem, Mass. 01970**

[\*\*] **Term: 14 Years**

[21] **Appl. No.: 583,057**

[22] **Filed: Feb. 23, 1984**

[52] **U.S. Cl. .... D10/7**

[58] **Field of Search ..... D10/6-9; 36/276-277, 285; D7/42; D21/187; D11/48-49**

[56] **References Cited**

**U.S. PATENT DOCUMENTS**

- D. 78,928 7/1929 Holstein ..... D10/7
- D. 88,849 1/1933 Arnault ..... D10/7
- D. 148,565 2/1948 Philippe ..... D11/49
- D. 155,249 9/1949 Winterbourne ..... D10/7 X
- D. 156,430 12/1949 Katz ..... D11/49
- D. 161,353 12/1950 Mann ..... D21/187 X
- D. 162,358 3/1951 Spier ..... D10/7
- D. 165,010 10/1951 Koplak ..... D10/7

**OTHER PUBLICATIONS**

*Playboy*-1/67-p. 261-Rabbit-Head Jewelry.  
*Jeweler's Circular-Keystone*-Sep. Part II, 1985-Rabbit-Head Jewelry.

*Primary Examiner*-Nelson C. Holtje  
*Attorney, Agent, or Firm*-Thomas C. Stover, Jr.

[57] **CLAIM**

The ornamental design for a clock, as shown and described.

**DESCRIPTION**

FIG. 1 is a front elevational view of a clock showing my new design, the broken-line showing of a bow-tie and hour numerals being environmental only and forming no part of the claimed design;

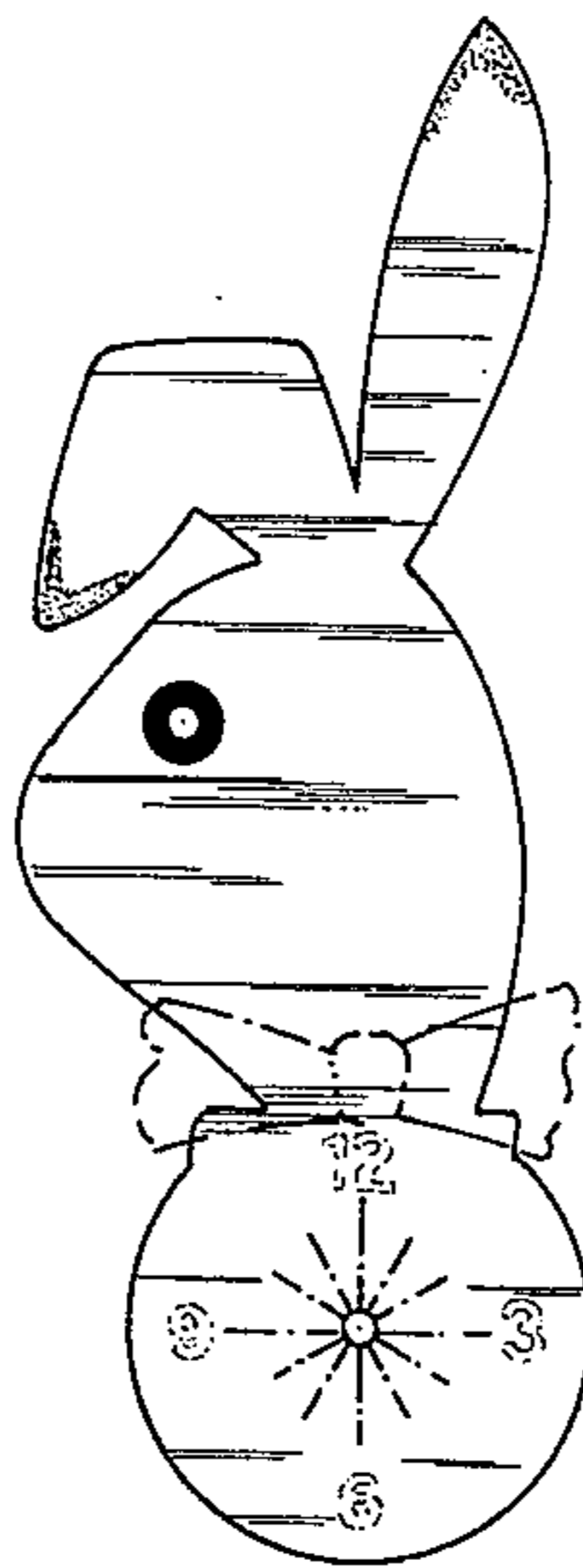
FIG. 2 is a rear elevational view thereof;

FIG. 3 is a right side elevational view thereof;

FIG. 4 is a left side elevational view thereof;

FIG. 5 is a top plan view thereof as taken from the rear;

FIG. 6 is a bottom plan view thereof as taken from the rear.



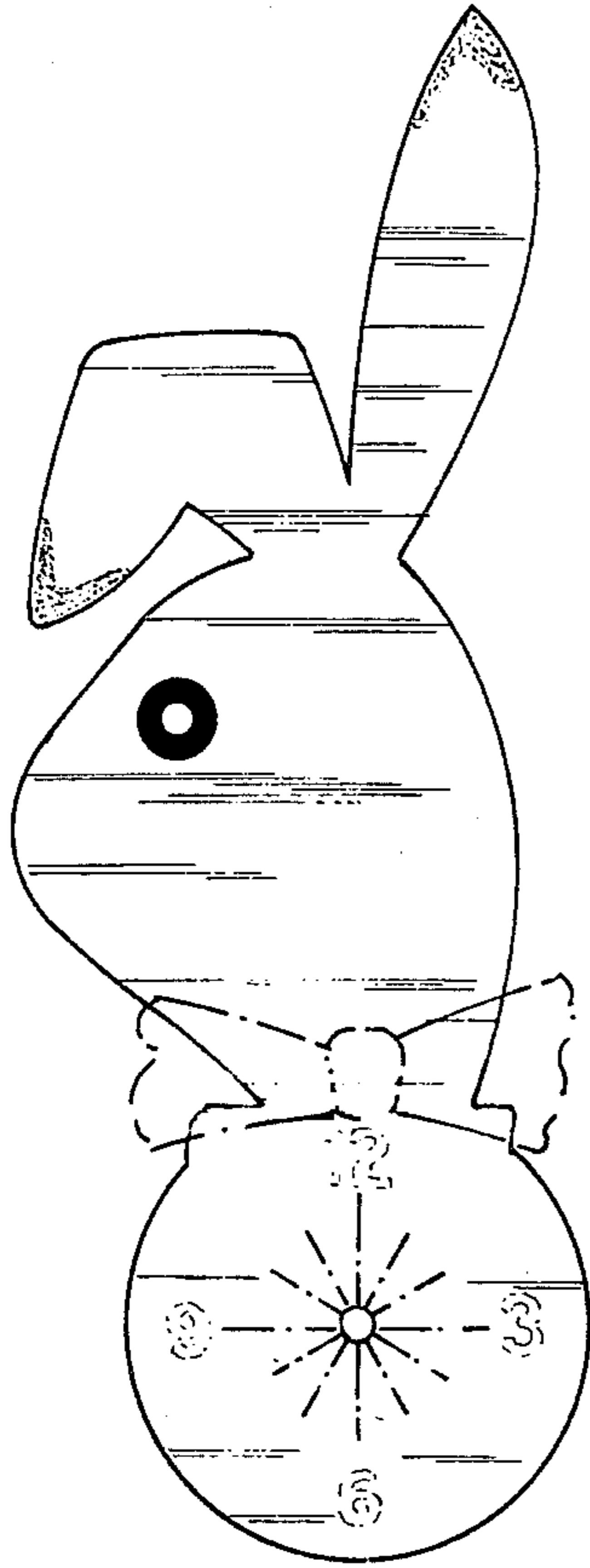


FIG. 1

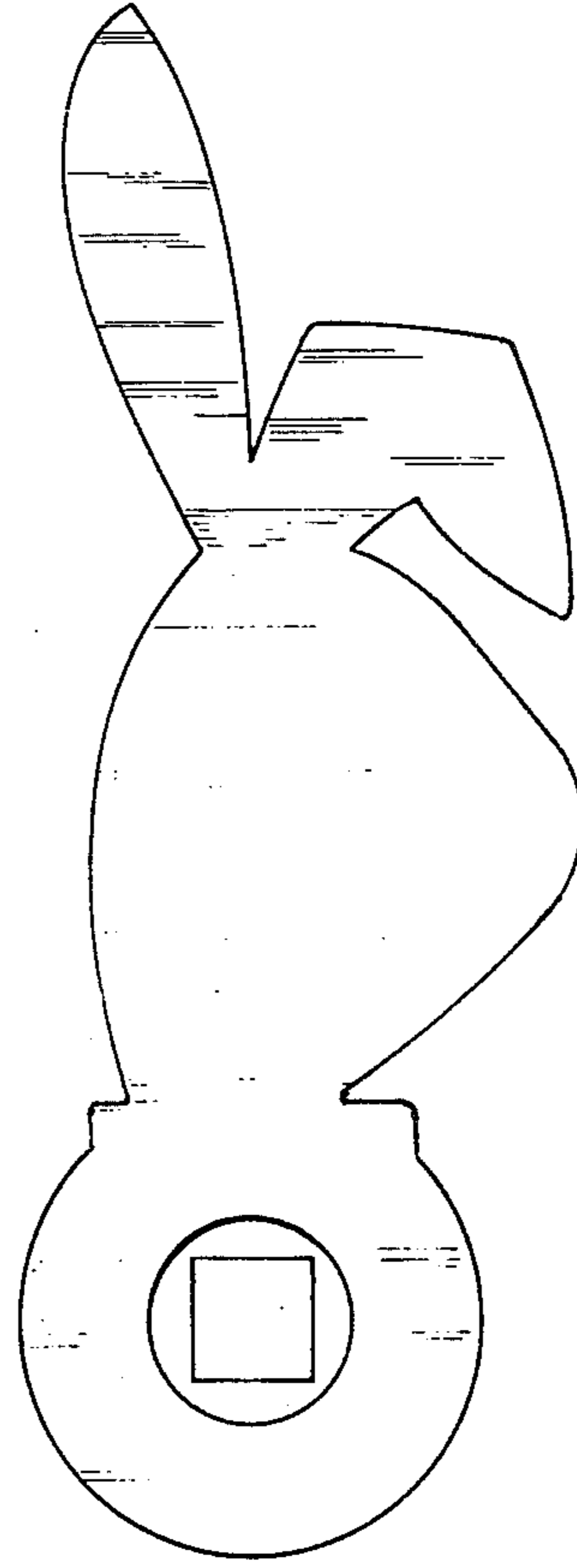


FIG. 2



FIG. 3



FIG. 4



FIG. 5



FIG. 6