

[54] PIVOTED JAW WRENCH

2,559,973 7/1951 Kunz 81/99
2,645,145 7/1953 Larson 81/99

[75] Inventor: Kiyoshi Watanabe, Sanjo, Japan

FOREIGN PATENT DOCUMENTS

[73] Assignee: Top Kogyo Co., Ltd., Niigata, Japan

285543 5/1931 Italy 81/98
83132 4/1935 Sweden 81/99

[**] Term: 14 Years

Primary Examiner—Susan J. Lucas
Assistant Examiner—C. E. Heflin
Attorney, Agent, or Firm—Felfe & Lynch

[21] Appl. No.: 599,538

[22] Filed: Apr. 12, 1984

[57] CLAIM

[30] Foreign Application Priority Data

The ornamental design for the pivoted jaw wrench, as shown and described.

Jan. 25, 1984 [JP] Japan 59-2159

[52] U.S. Cl. D8/22; D8/23

[58] Field of Search D8/17-29;
81/98, 99, 100

DESCRIPTION

[56] References Cited

U.S. PATENT DOCUMENTS

FIG. 1 is a front elevational view of the "pivoted jaw wrench" showing my new design, the rear view being a mirror image;
FIG. 2 is a top plan view thereof;
FIG. 3 is a bottom plan view thereof;
FIG. 4 is a right side elevational view thereof;
FIG. 5 is a left side elevational view thereof; and
FIG. 6 is a sectional view thereof, taken along line 6-6 of FIG. 4.

D. 184,451 2/1959 Mullin 81/98 UX
65,465 6/1867 Barnes 81/99
1,885,616 11/1932 Mead 81/99
2,028,406 1/1936 Mead 81/99 X
2,057,899 10/1936 Lucas 81/99

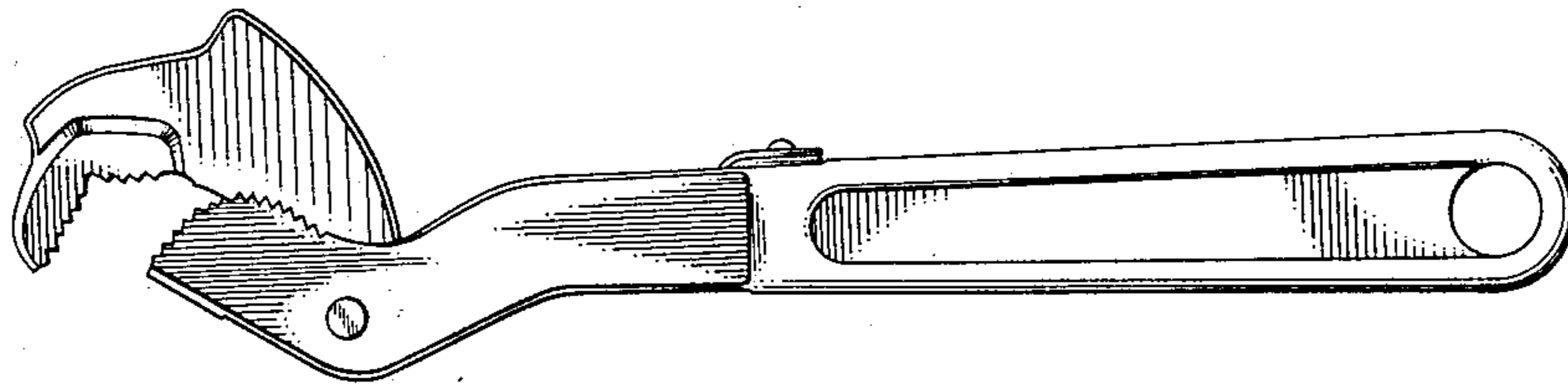


FIG. 1

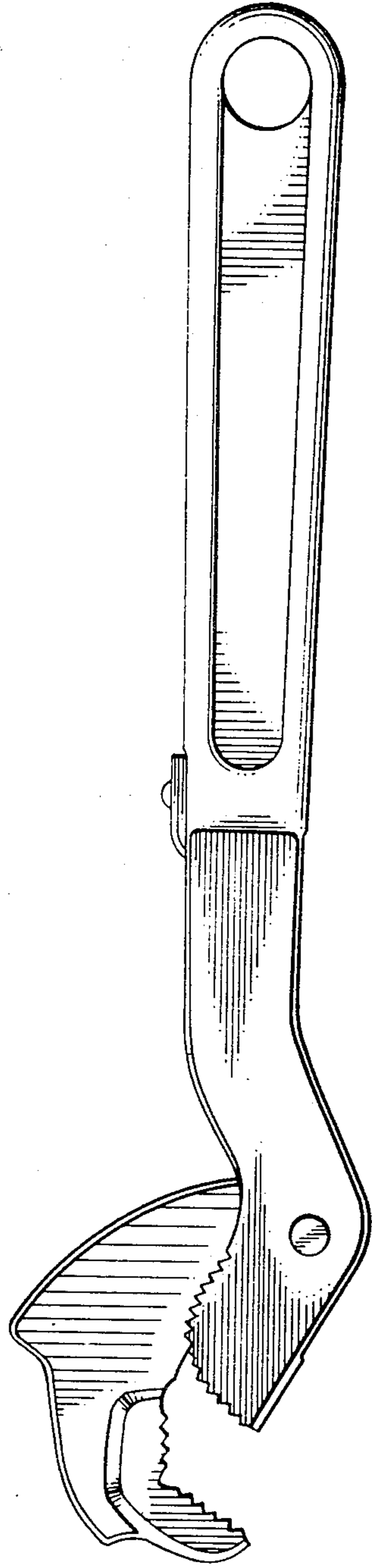


FIG. 2

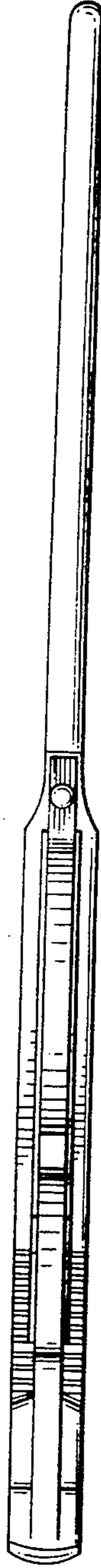


FIG. 3

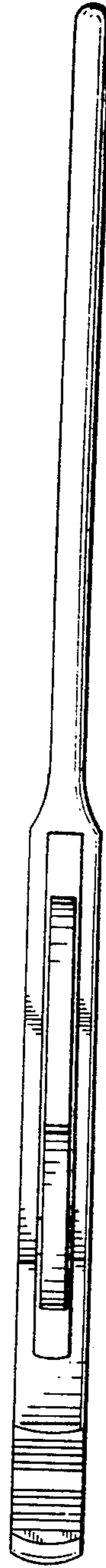


FIG. 5



FIG. 4

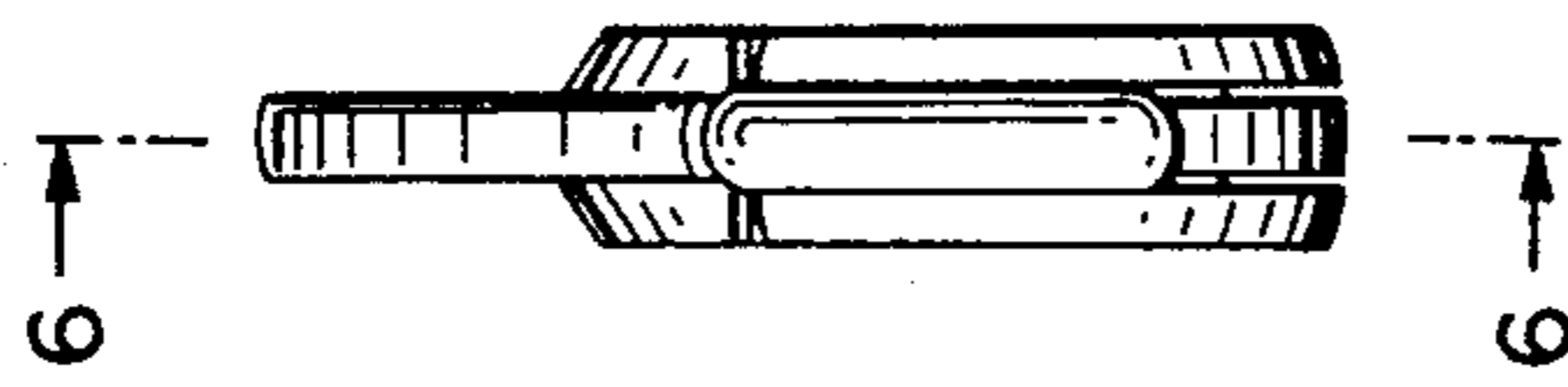


FIG. 6

