

[54] WALL MOUNTED BRACKET FOR USE IN BEAUTY SALONS AND THE LIKE

[56] References Cited

[76] Inventors: Andrea F. DelGarbino; David L. DelGarbino, both of 2120 Arms Dr., Girard, Ohio 44420

U.S. PATENT DOCUMENTS

D. 128,775	8/1941	Fitzgerald	D6/534
D. 174,919	6/1955	Paine	D6/512
D. 258,476	3/1981	Gilboy et al.	D6/573
D. 280,582	9/1985	DelGarbino et al.	D6/562
4,159,773	7/1979	Losenno	211/70.6
4,446,972	5/1984	Sussman	211/60.1

[**] Term: 14 Years

Primary Examiner—B. J. Bullock
Attorney, Agent, or Firm—Warren N. Low; Renee S. Rutkowski

[21] Appl. No.: 579,513

[57] CLAIM

The ornamental design for a wall mounted bracket for use in beauty salons and the like, substantially as shown and described.

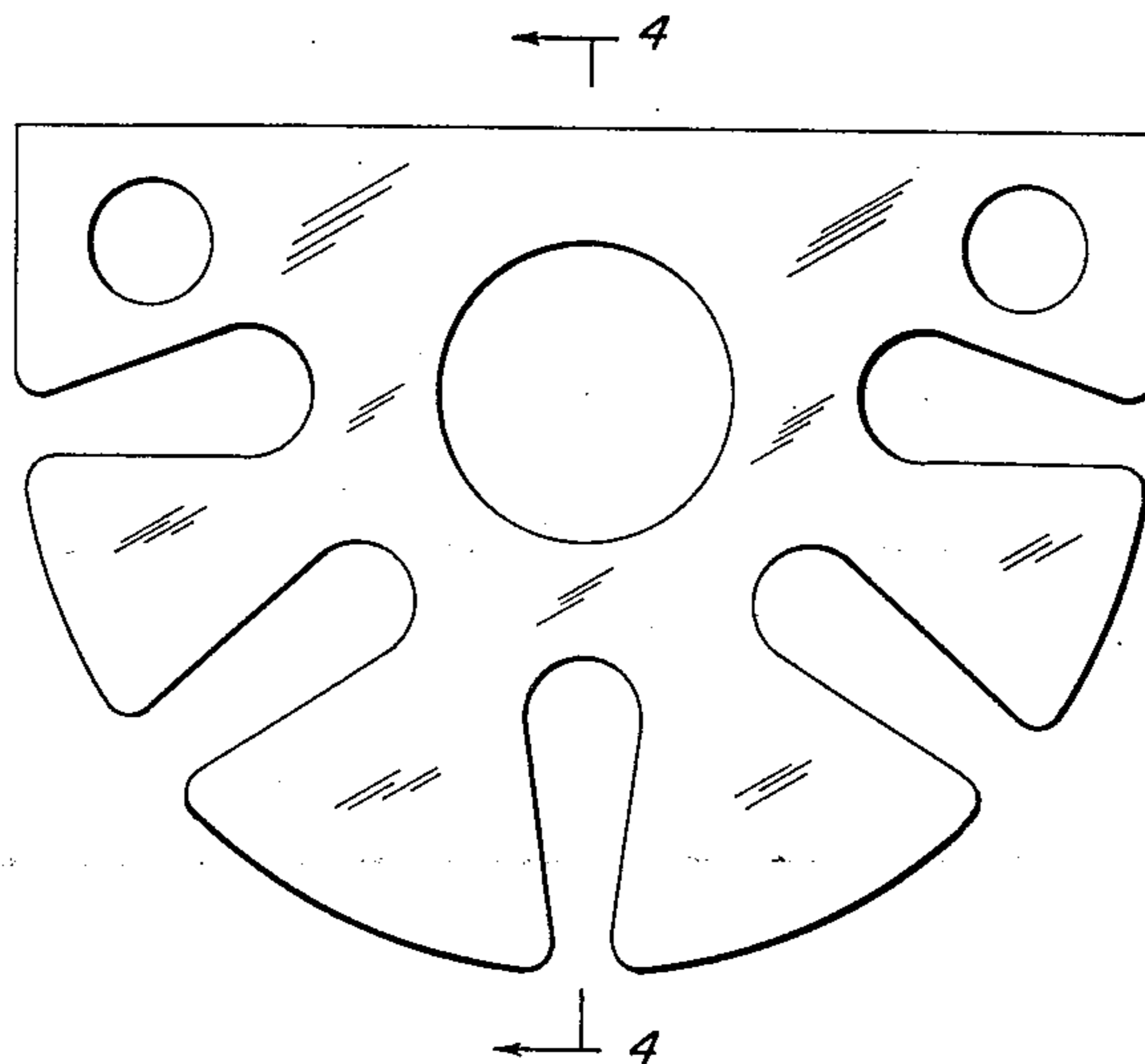
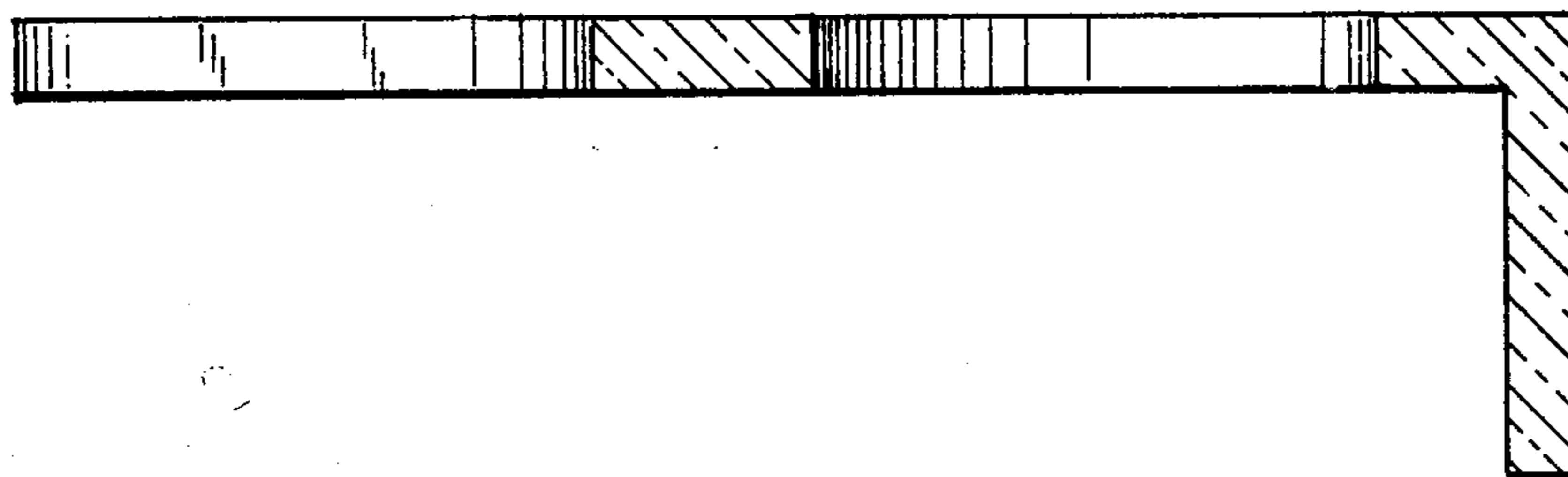
[22] Filed: Feb. 13, 1984

[52] U.S. Cl. D6/567; D8/373

[58] Field of Search D6/310, 314, 320-323, D6/512, 513, 515, 517, 524, 525, 526, 536, 540, 552, 553, 546, 555, 559, 562, 566, 567, 569, 570, 571, 573, 462, 463; D8/373; 211/13, 32, 35, 38, 40, 41, 46, 48, 59.2, 60.1, 68, 70.5, 70.6, 71, 72, 74, 75, 87, 88, 104, 105, 106, 113, 117, 126, 133, 181; 248/75, 111, 158, 309.1, 312, 312.1, 313, 314; 312/42, 206

DESCRIPTION

FIG. 1 is a top plan view of a wall mounted bracket for use in beauty salons and the like showing our new design;
FIG. 2 is a front elevational view thereof;
FIG. 3 is a side elevational view thereof; and
FIG. 4 is a sectional view taken in the direction of the arrows along lines 4—4 of FIG. 1.



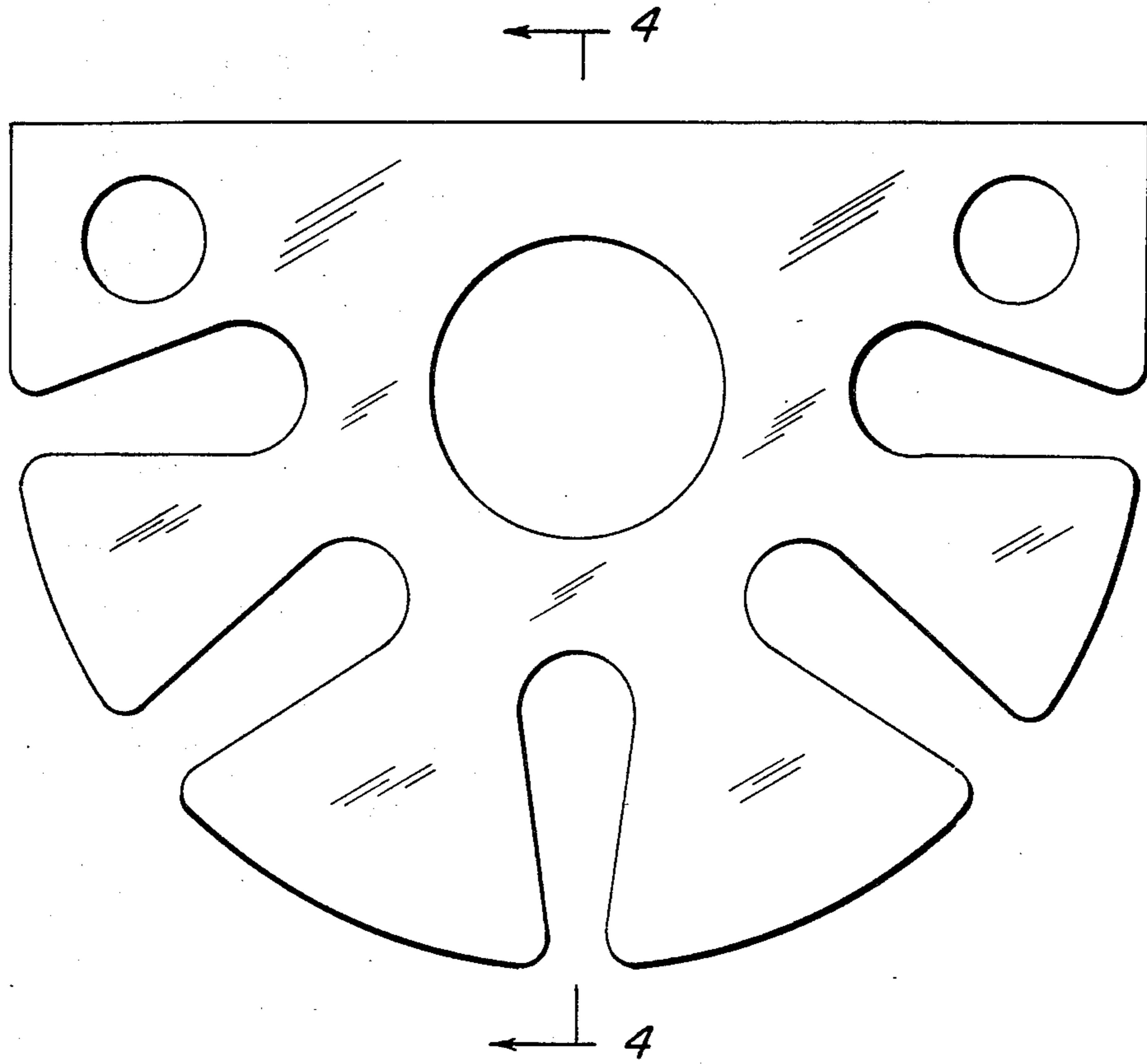


FIG. 1

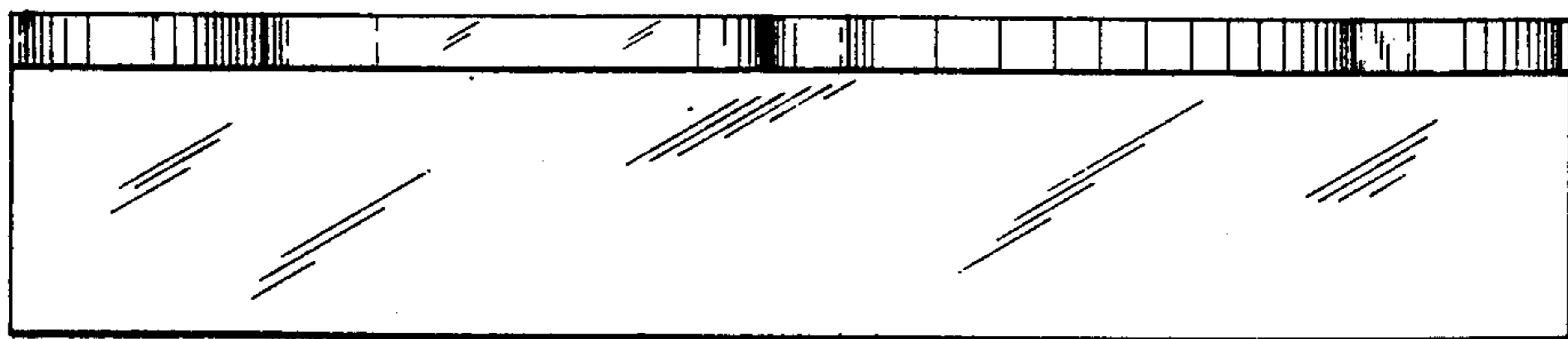


FIG. 2

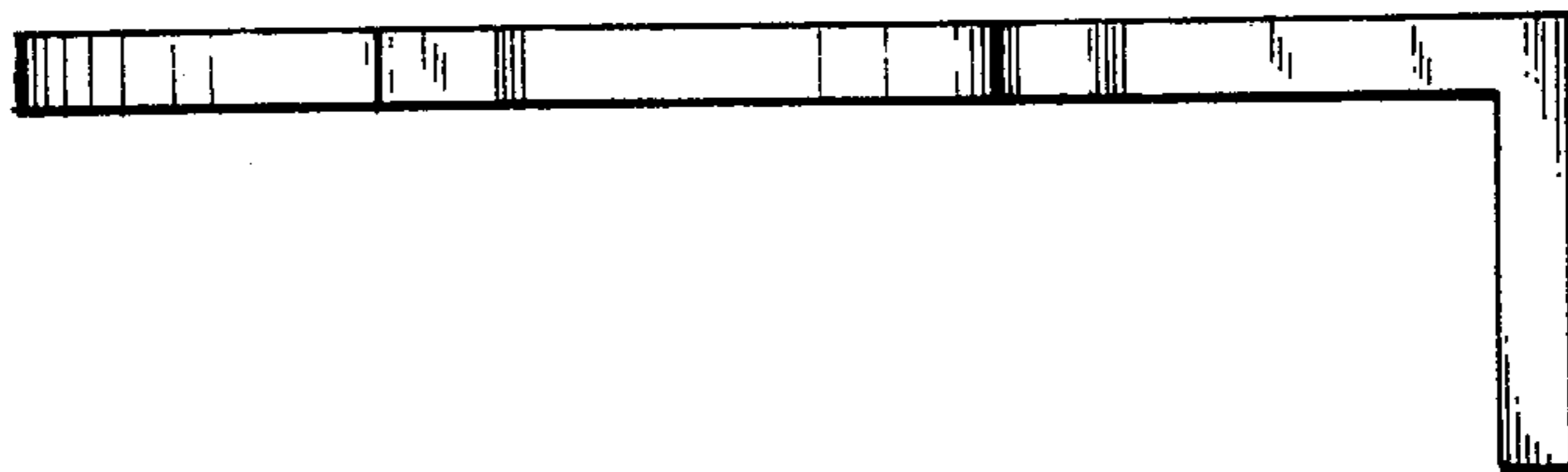


FIG. 3

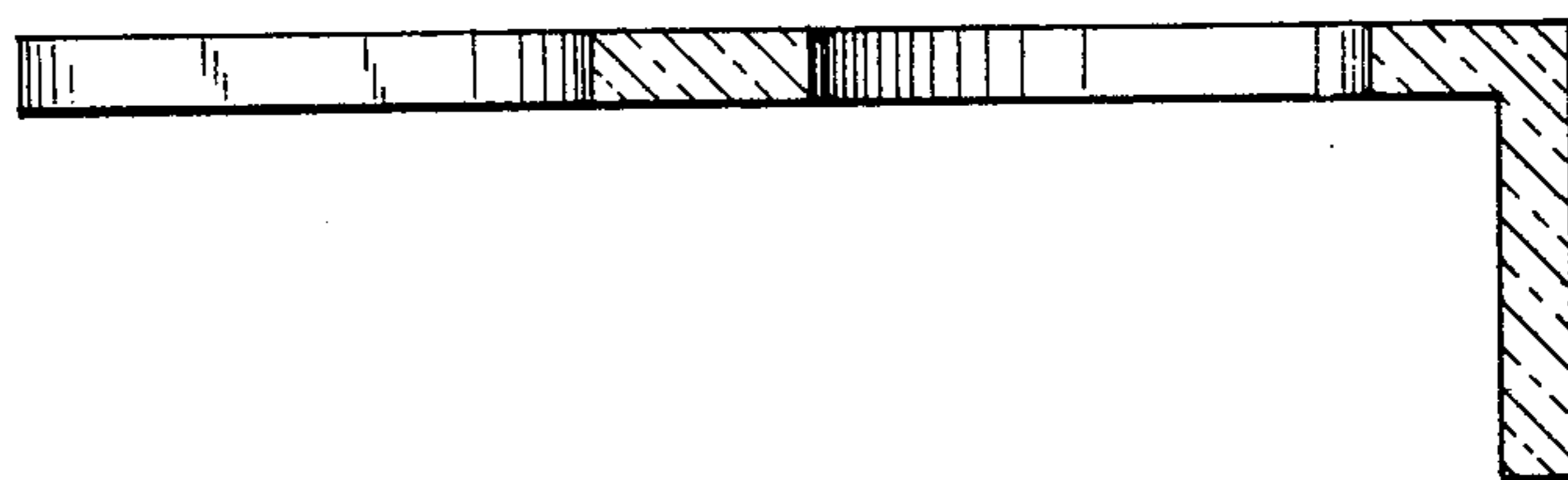


FIG. 4