

[54] **SHOE SOLE**

[76] **Inventors: Michael R. Jones; Samuel N. Jones,**  
both of 8534 N. Tyler, Portland,  
Oreg. 97203

[\*\*] **Term: 14 Years**

[21] **Appl. No.: 695,164**

[22] **Filed: Jan. 25, 1985**

[52] **U.S. Cl. .... D2/321**

[58] **Field of Search ..... D2/319, 320, 321, 322,**  
D2/323, 274, 279; 36/24.5, 25 R, 32 R, 59 C, 34  
R, 35 R, 112

[56] **References Cited**

**U.S. PATENT DOCUMENTS**

- D. 55,393 6/1920 Melville ..... D2/323
- D. 260,447 9/1981 Greenblatt et al. .
- D. 260,452 9/1981 Greenblatt et al. .

- D. 263,646 4/1982 Railton .
- D. 263,647 4/1982 Railton .
- D. 281,287 11/1985 Vitrac ..... D2/321
- 2,328,242 8/1943 Witherill .
- 3,402,485 9/1968 McMorrow .

*Primary Examiner*—Nelson C. Holtje  
*Attorney, Agent, or Firm*—Klarquist, Sparkman,  
Campbell, Leigh & Whinston

[57] **CLAIM**

The ornamental design for shoe sole, as shown.

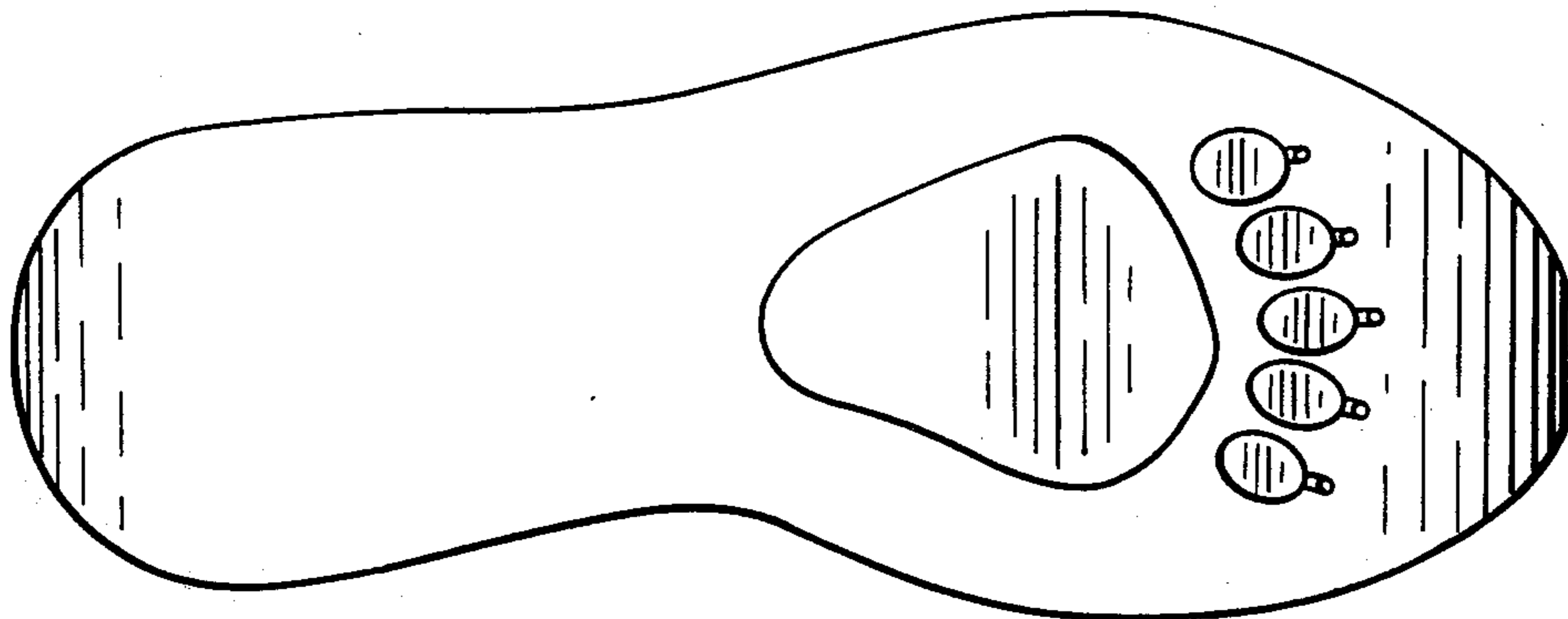
**DESCRIPTION**

FIG. 1 is a bottom-left perspective view of a shoe sole showing our new design, the broken-line showing of an upper being environmental only and forming no part of the claimed design;

FIG. 2 is a bottom plan view thereof, the top being plain and unornamented;

FIG. 3 is a left side elevational view thereof;

FIG. 4 is a right side elevational view thereof.



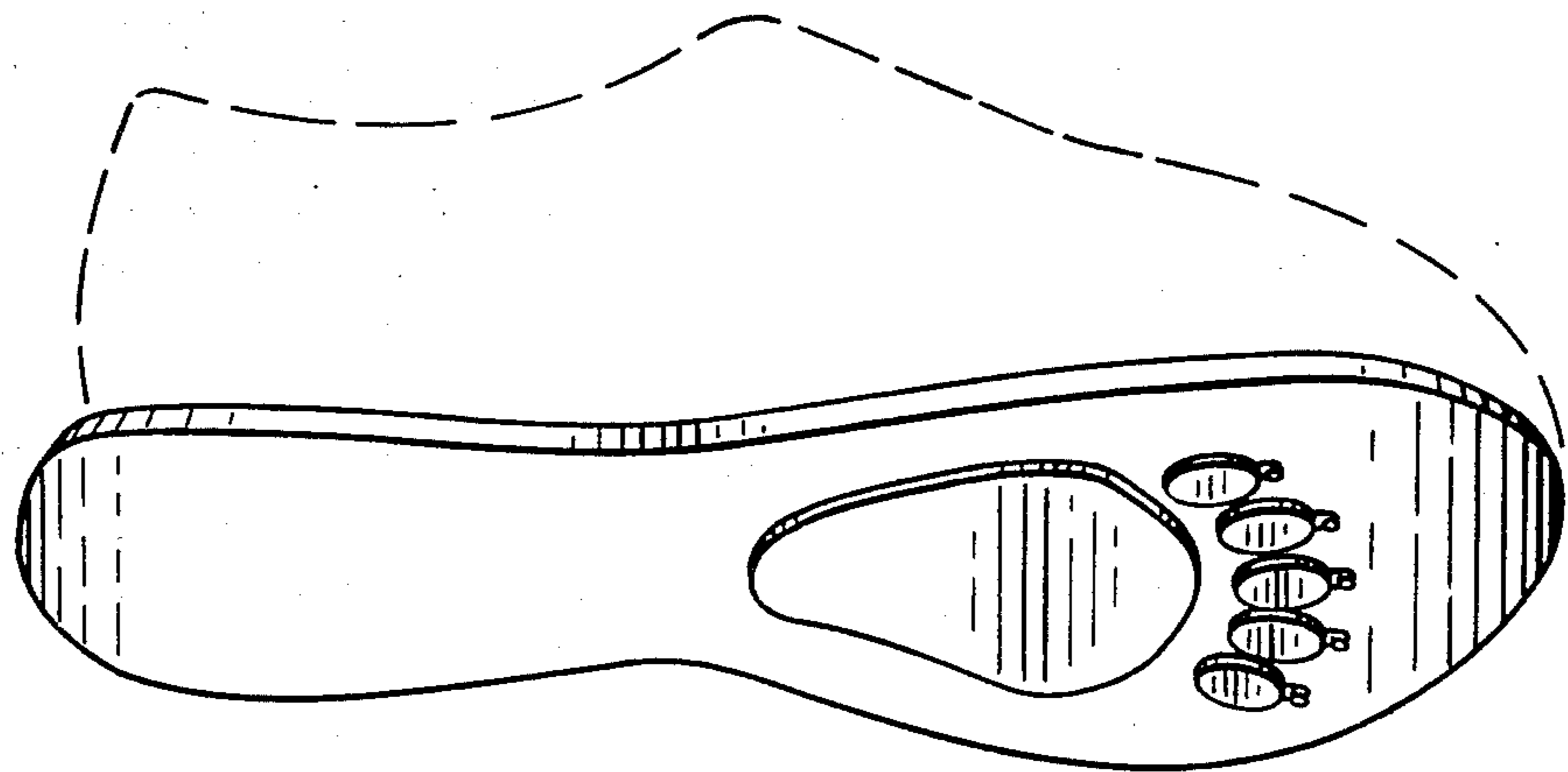


FIG. 1

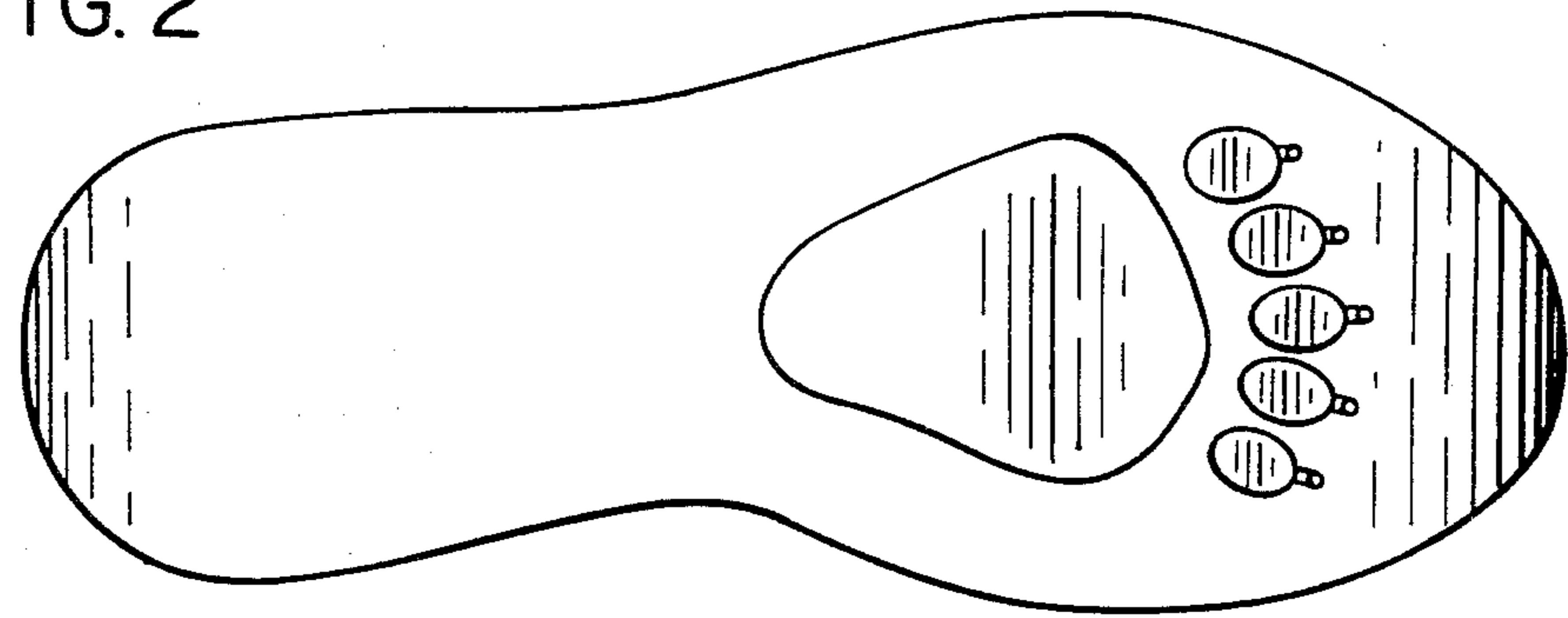


FIG. 2




FIG. 3



FIG. 4