

[54] PROTECTIVE CAP

[75] Inventor: Sam S. Sherman, Erie, Pa.

[73] Assignee: Sherman & Gray, Gastonia, N.C.

[**] Term: 14 Years

[21] Appl. No.: 686,038

[22] Filed: Dec. 24, 1984

[52] U.S. Cl. D2/247

[58] Field of Search D2/230, 231, 239, 240, D2/241, 244, 247, 253; 2/171, 175, 177, 179, 195, 197, 199; 446/26, 27

[56] References Cited

U.S. PATENT DOCUMENTS

- D. 68,685 11/1925 Weinrott et al. D2/247
- D. 70,993 8/1926 Sutton D2/247
- D. 74,406 2/1928 Zernentsh D2/247
- D. 77,666 2/1929 Bender D2/247
- D. 226,745 4/1973 Snow D2/231

- D. 241,886 10/1976 Alevras D2/231 X
- D. 276,666 12/1984 Bryant D2/244
- D. 280,566 9/1985 Schwartzburg D2/244
- 2,749,555 6/1956 Oliveira 2/175 X
- 3,133,289 5/1964 Lipschultz 2/195

Primary Examiner—Carmen H. Vales
Attorney, Agent, or Firm—Shefte, Pinckney & Sawyer

[57] CLAIM

The ornamental design for a protective cap, as shown and described.

DESCRIPTION

FIG. 1 is a perspective view of a protective cap showing my new design;
 FIG. 2 is a top plan view thereof;
 FIG. 3 is a rear elevational view thereof;
 FIG. 4 is a left side elevational view thereof;
 FIG. 5 is a front elevational view thereof; and
 FIG. 6 is a bottom plan view thereof.
 The broken line showing of indicia is for illustrative purposes only and forms no part of the claimed design.





Fig. 1

Fig. 2

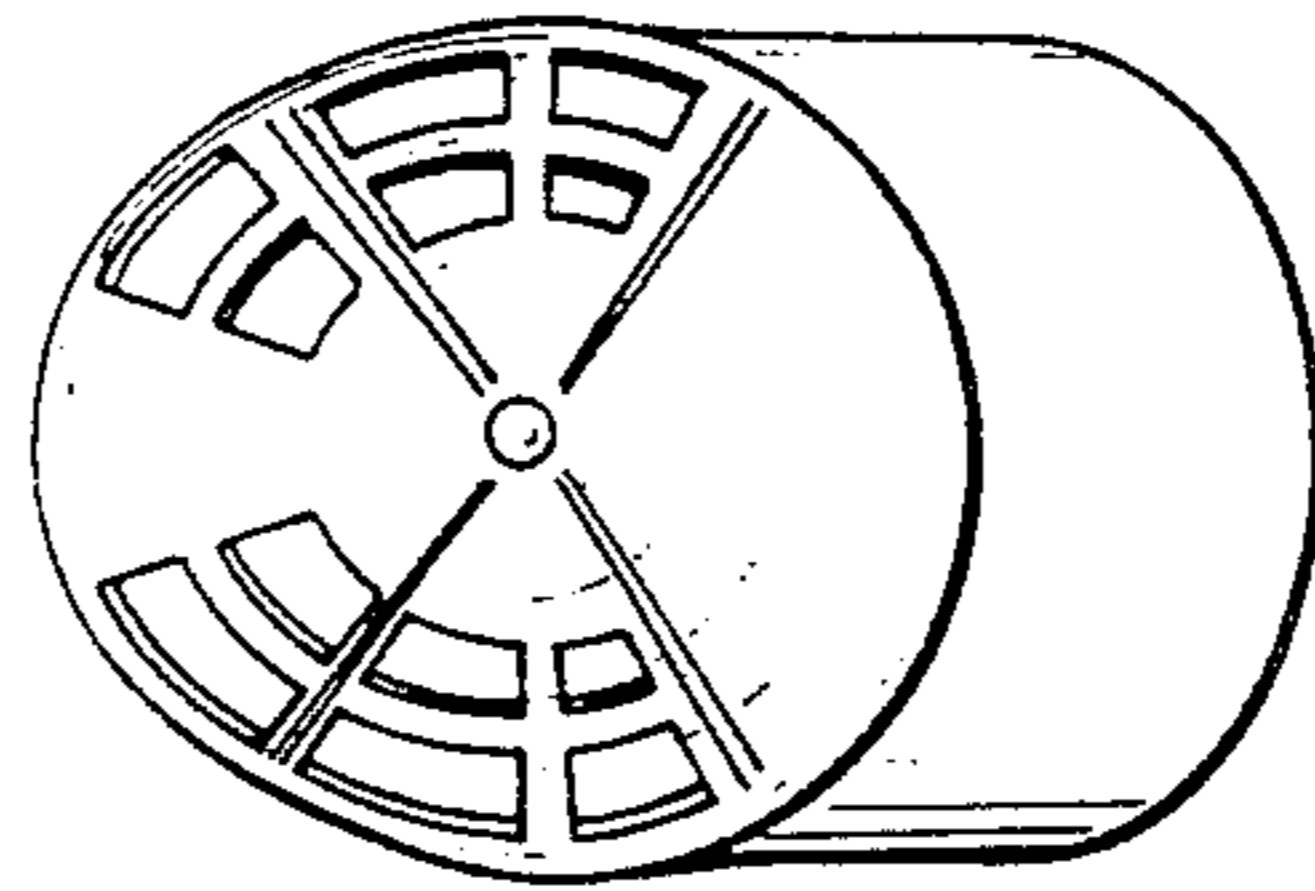


Fig. 3

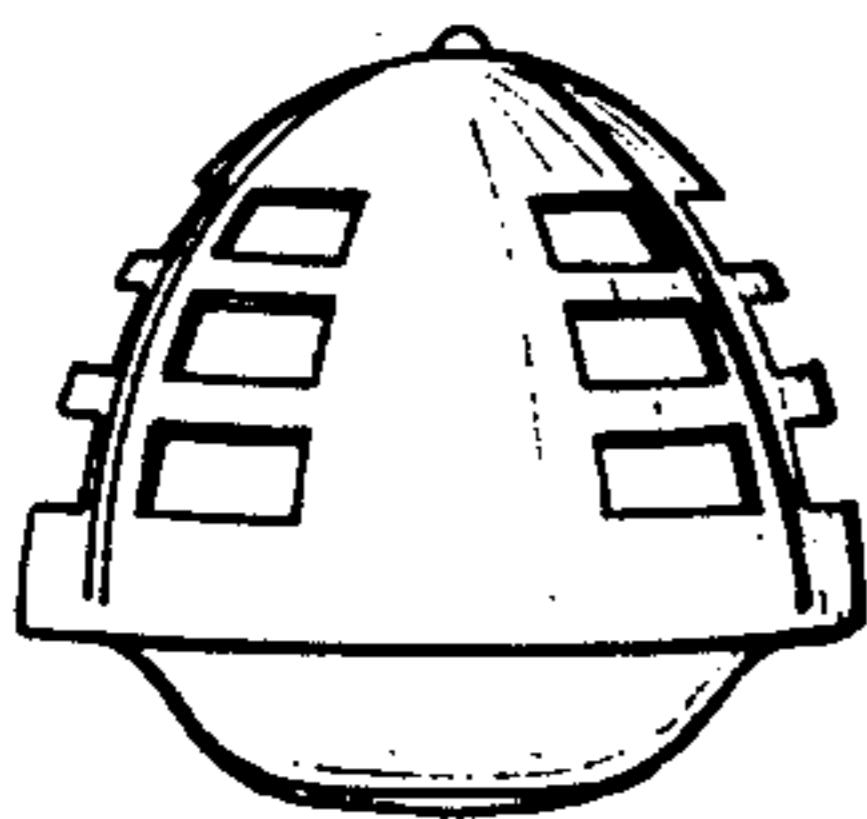


Fig. 4




Fig. 5

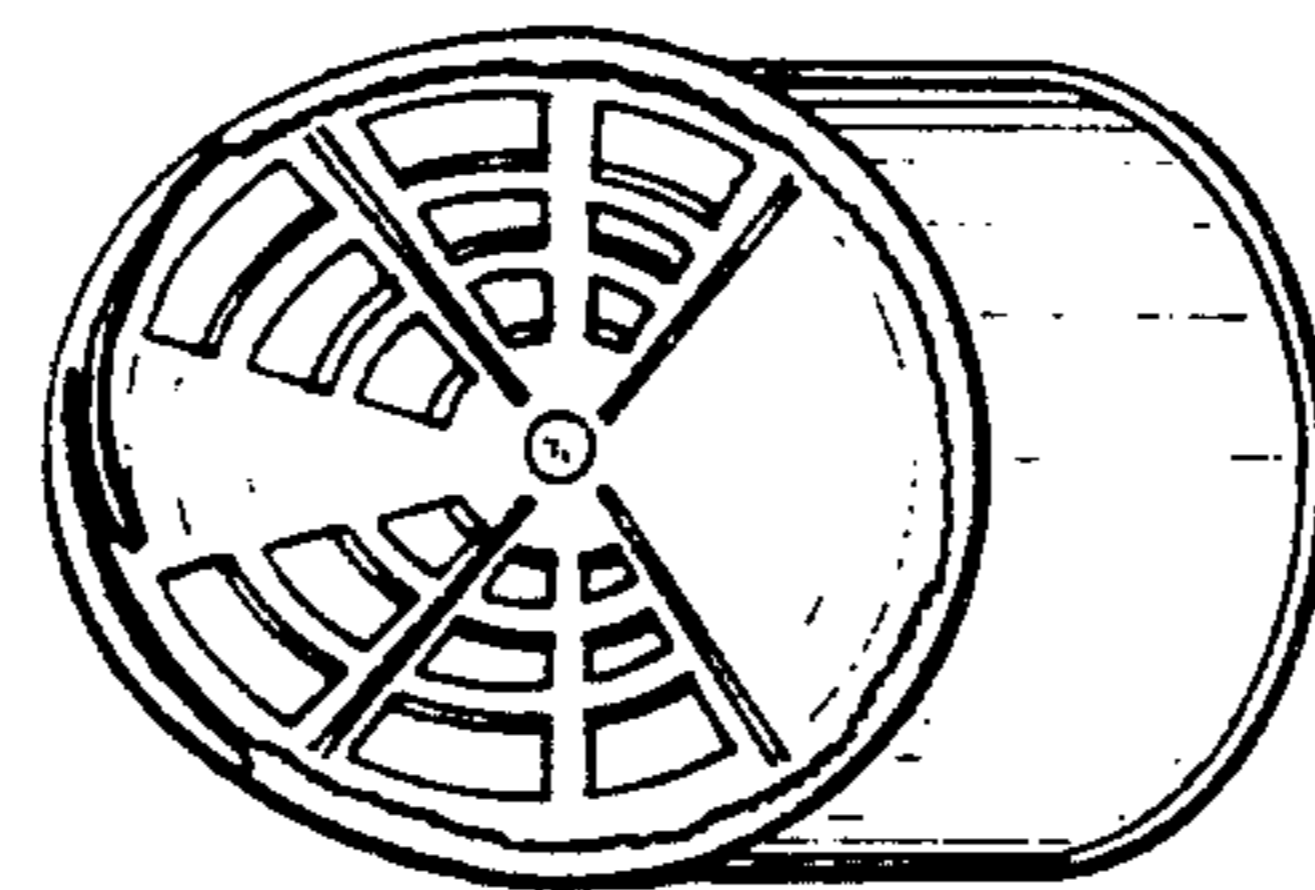


Fig. 6