

[54] COMBINED HOLDER AND DISPENSER FOR DENTAL COMPOSITE MATERIAL CARTRIDGE

[75] Inventors: William J. Blatherwick, Hamilton Square; Leslie Hamilton, Trenton; Robert D. Holewinski, Lakehurst, all of N.J.

[73] Assignee: Johnson & Johnson Dental Products Company, East Windsor, N.J.

[**] Term: 14 Years

[21] Appl. No.: 677,428

[22] Filed: Dec. 3, 1984

[52] U.S. Cl. D24/10

[58] Field of Search D24/4-5, D24/10-16, 23-26, 29, 45, 55, 59, 60, 63; 433/80-82, 87, 89, 90, 83; 604/224; 223/326; 604/93, 121, 181, 187, 218

[56] References Cited

U.S. PATENT DOCUMENTS

1,797,866	3/1931	Ivory	433/83
2,903,794	9/1959	Carfagin	433/83
2,917,830	12/1959	Cerveris	433/83
3,221,409	12/1965	Thiel et al.	433/83

4,218,215	8/1980	Lancellotti	433/90
4,273,534	6/1981	Seid	433/90

FOREIGN PATENT DOCUMENTS

679669	2/1964	Canada	433/83
891912	8/1953	Fed. Rep. of Germany	
1072473	9/1954	France	
734983	8/1955	United Kingdom	433/83

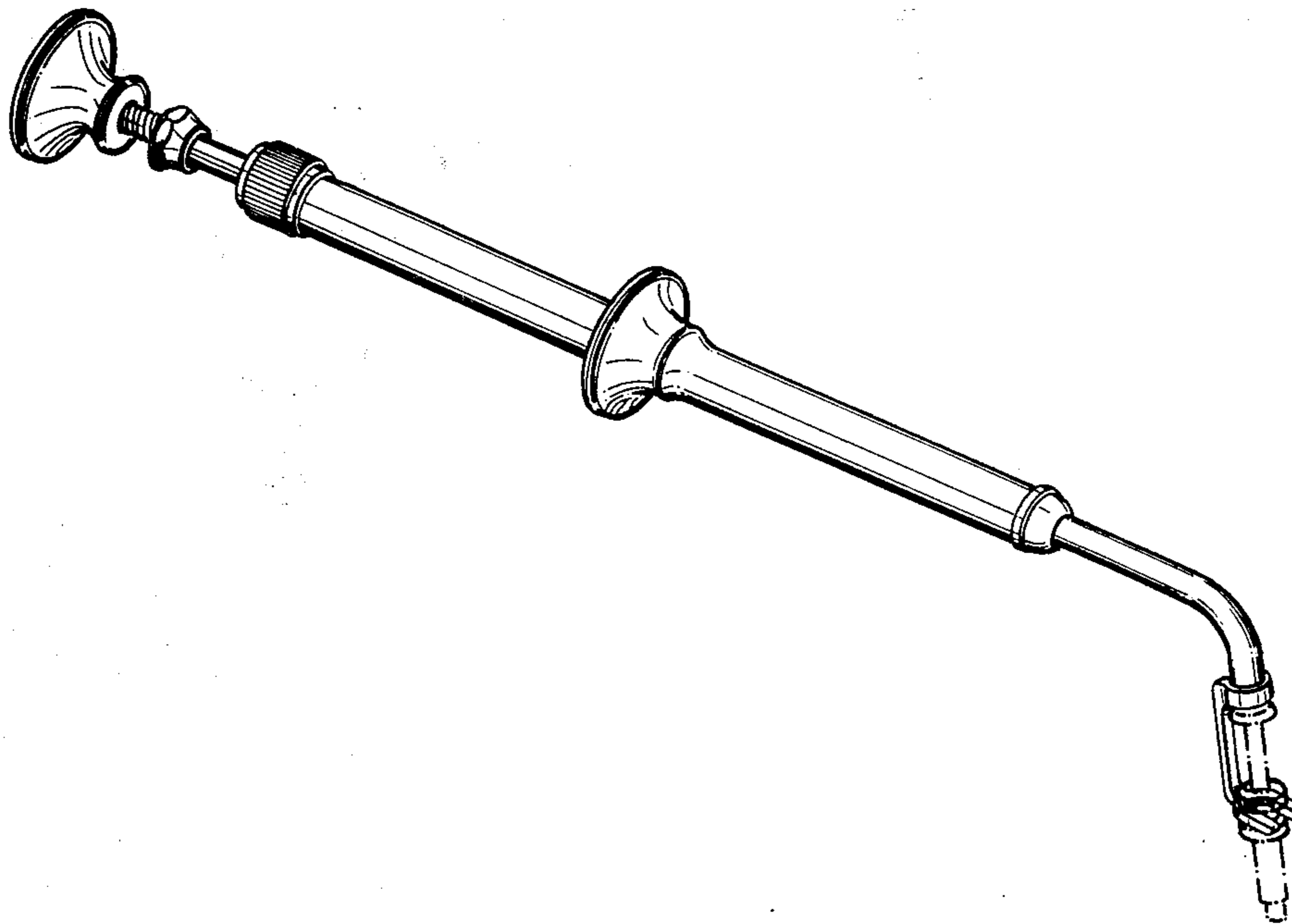
Primary Examiner—Wallace R. Burke
Assistant Examiner—Brian N. Vinson
Attorney, Agent, or Firm—Charles J. Metz

[57] CLAIM

The ornamental design for a combined holder and dispenser for dental composite material, as shown.

DESCRIPTION

FIG. 1 is a perspective view of a combined holder and dispenser for dental composite material cartridge showing my new design;
FIG. 2 is a front end elevation thereof;
FIG. 3 is a rear end elevation thereof;
FIG. 4 is a top plan view thereof;
FIG. 5 is a left side elevation thereof;
FIG. 6 is a bottom plan view thereof; and
FIG. 7 is a perspective view thereof, with the broken-line showing of the cartridge being for illustrative purposes only and forming no part of the claimed design.



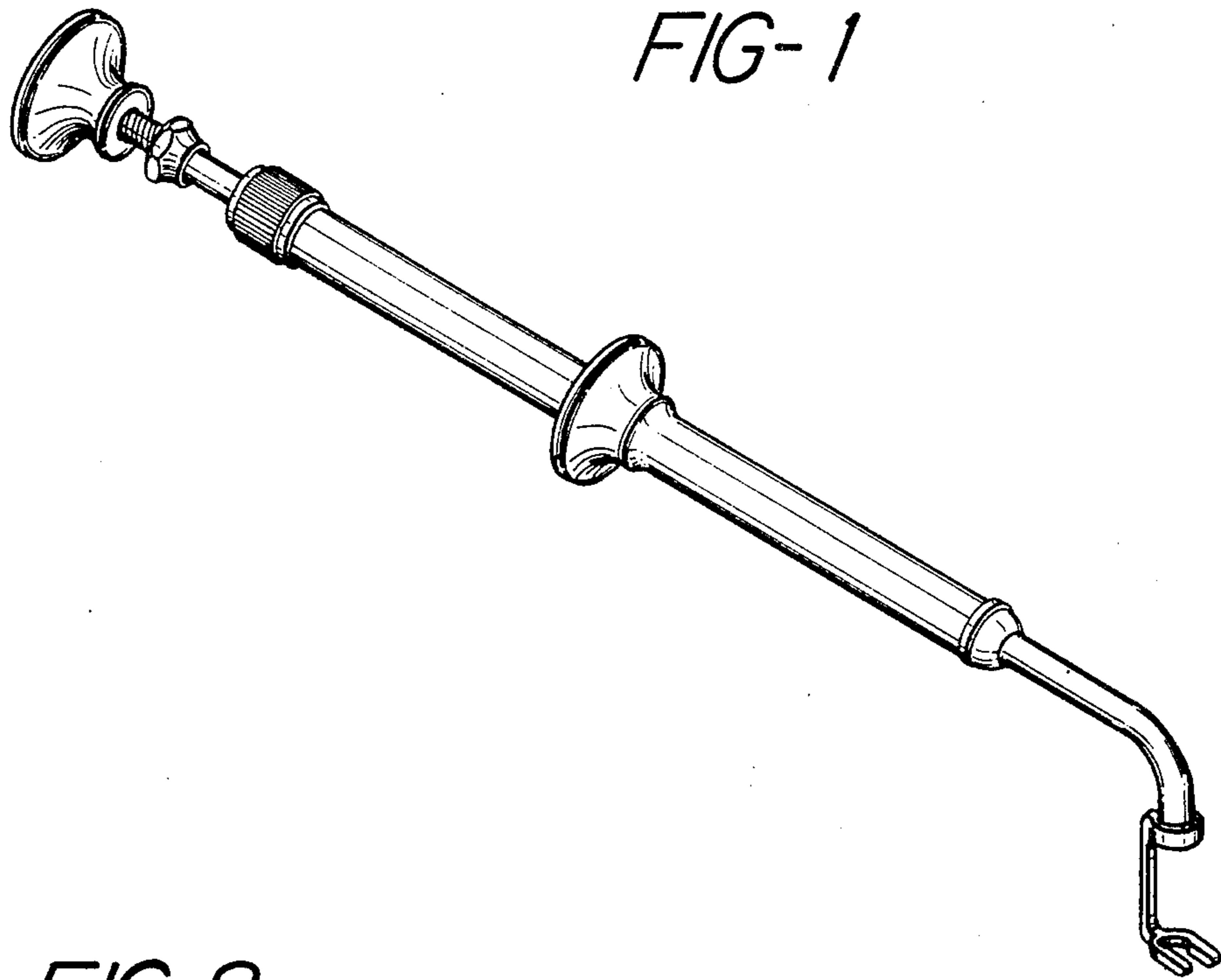


FIG-2





FIG-3



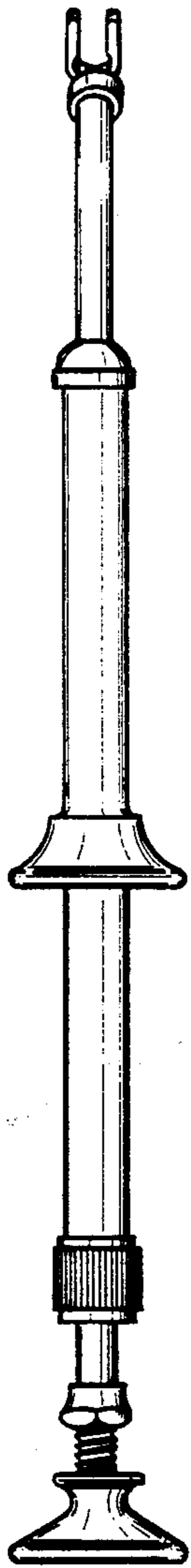


FIG-4

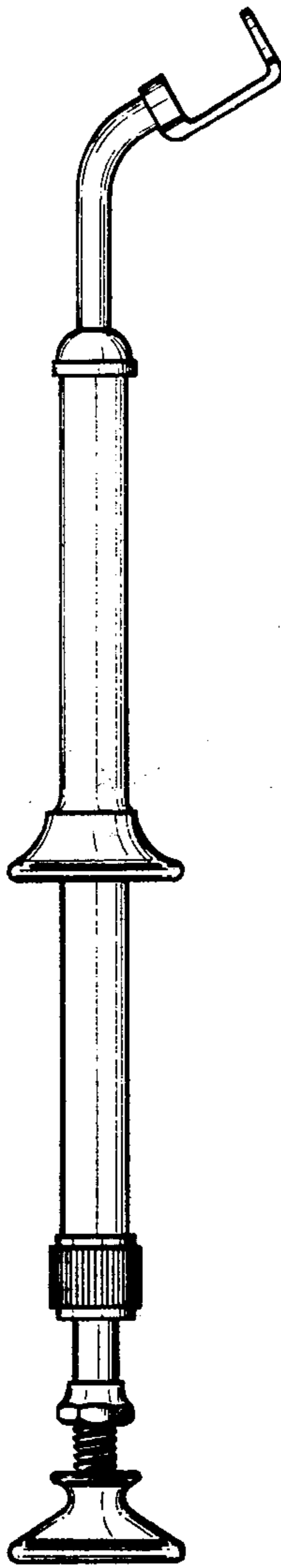


FIG-5




FIG-6

FIG-7

