

[54] **VENDING MACHINE FOR BEVERAGES OR THE LIKE**

[75] **Inventors:** Louis A. Cedrone, Eastchester; Bruce J. Vahjen, Yorktown Heights, both of N.Y.

[73] **Assignee:** PepsiCo, Inc., Purchase, N.Y.

[**] **Term:** 14 Years

[21] **Appl. No.:** 548,509

[22] **Filed:** Nov. 3, 1983

[52] **U.S. Cl.** D20/5; D20/4

[58] **Field of Search** D20/1-9; 194/2, 10; 221/92, 123, 124, 133, 129

[56] **References Cited**

U.S. PATENT DOCUMENTS

D. 189,062	10/1960	Hodgman	D20/5
D. 209,919	1/1968	Conde	D20/5
D. 266,337	9/1982	Bachmann et al.	D20/5
2,827,927	3/1958	Findlay	D20/5 X
3,119,518	1/1964	Eschenburg et al.	D20/1 X
3,122,269	2/1964	Reburn	D20/4 X
3,128,013	4/1964	Holstein et al.	221/133 X
3,144,113	8/1964	Peterson	221/133 X
3,231,129	1/1966	Craven et al.	221/129 X


Primary Examiner—Bernard Ansher
Assistant Examiner—Linda Titolo
Attorney, Agent, or Firm—Scully, Scott, Murphy and Presser

[57] **CLAIM**

The ornamental design for a vending machine for beverages or the like, as shown and described.

DESCRIPTION

FIG. 1 is a front perspective view of a vending machine for beverages or the like showing our new design; FIG. 2 is a right side elevational view thereof, the left side being a mirror image thereof; FIG. 3 is a front perspective view of a second embodiment of that shown in FIG. 1; FIG. 4 is a right side elevational view thereof, the left side being a mirror image thereof; FIG. 5 is a front perspective view of a third embodiment of that shown in FIG. 1; FIG. 6 is a right side elevational view thereof, the left side being a mirror image thereof; FIG. 7 is a front perspective view of a fourth embodiment of that shown in FIG. 1; and FIG. 8 is a right side elevational view thereof, the left side being a mirror image thereof.



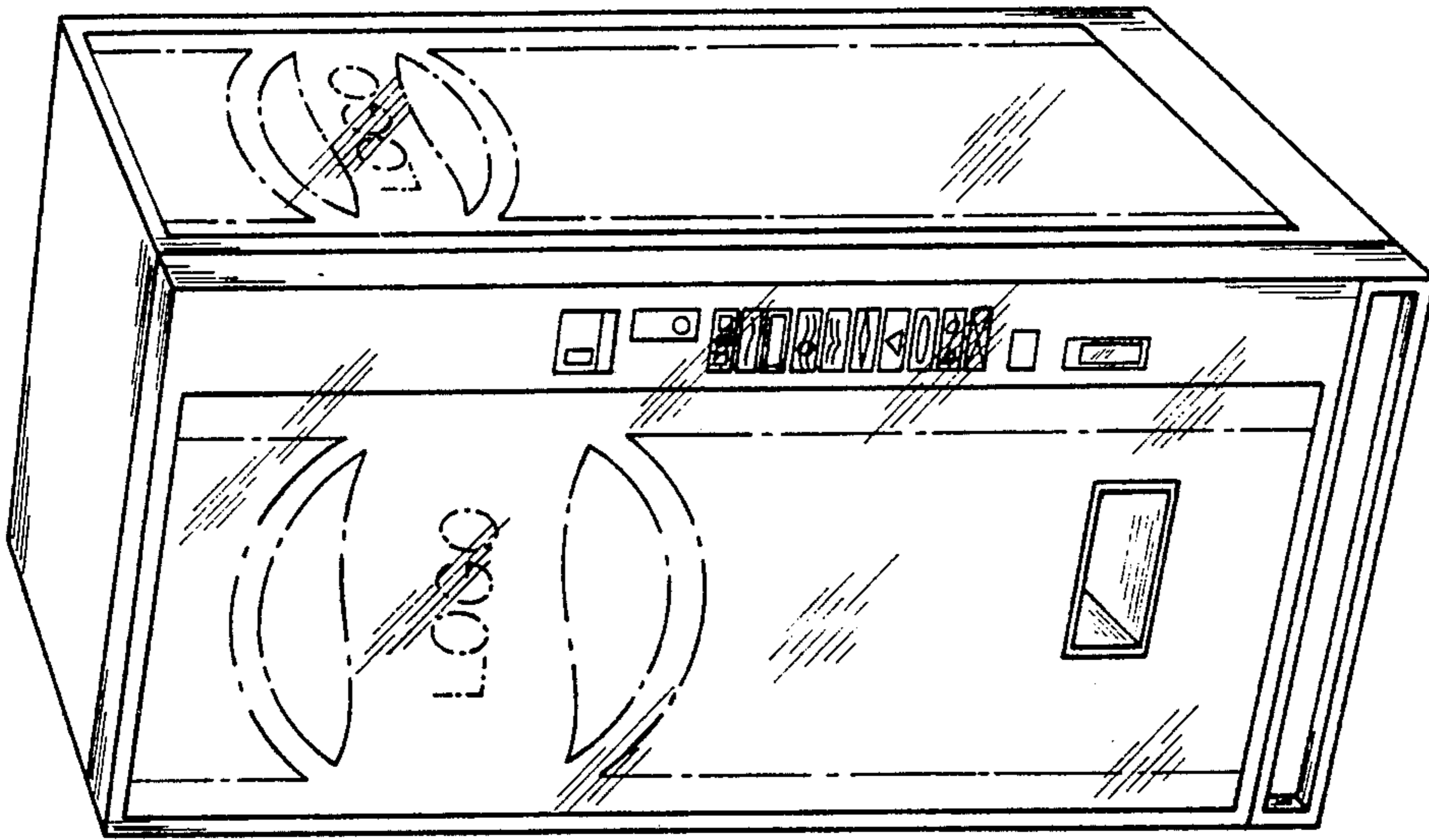


FIG. 1




FIG. 2




FIG. 4

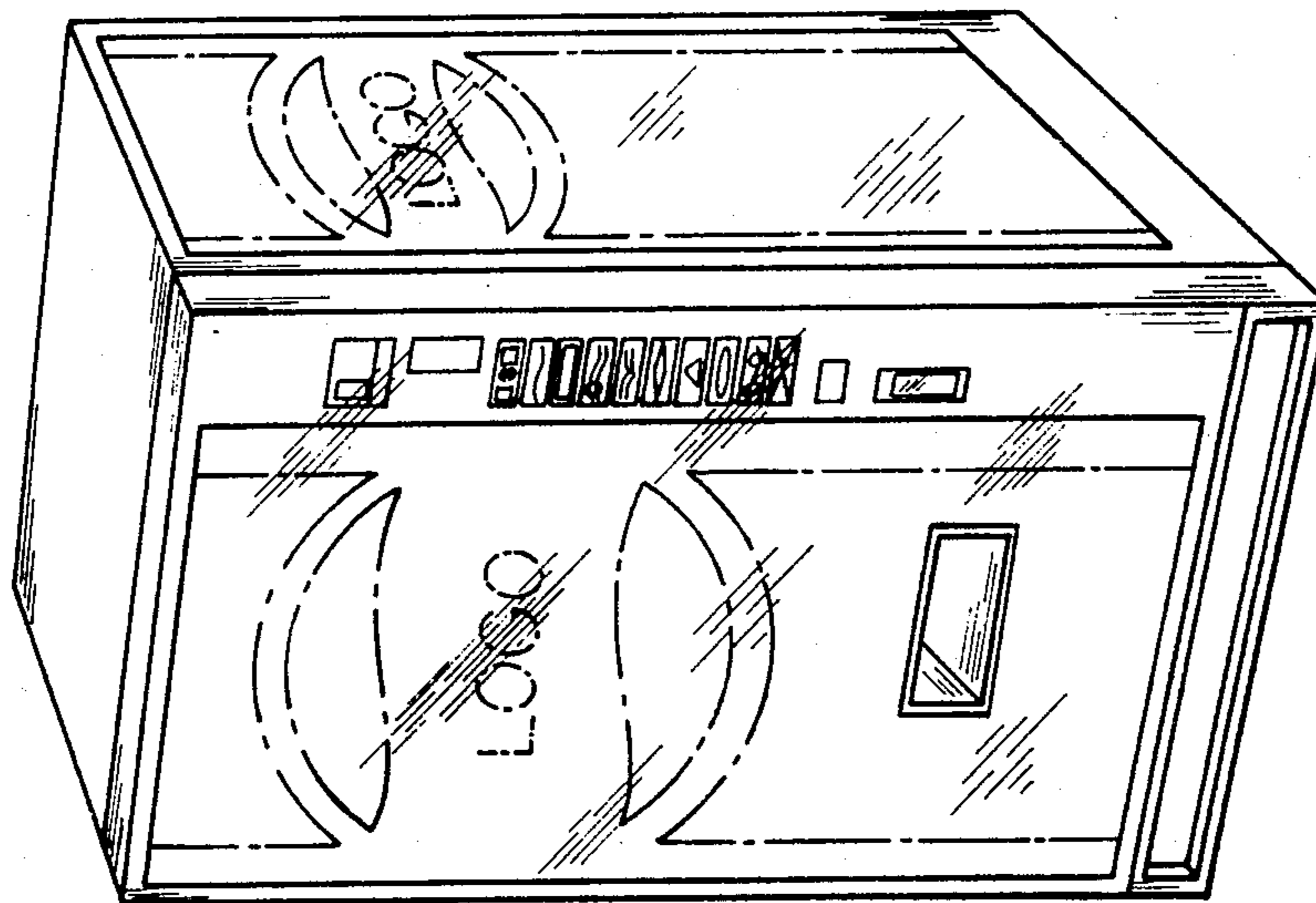


FIG. 3




FIG. 6

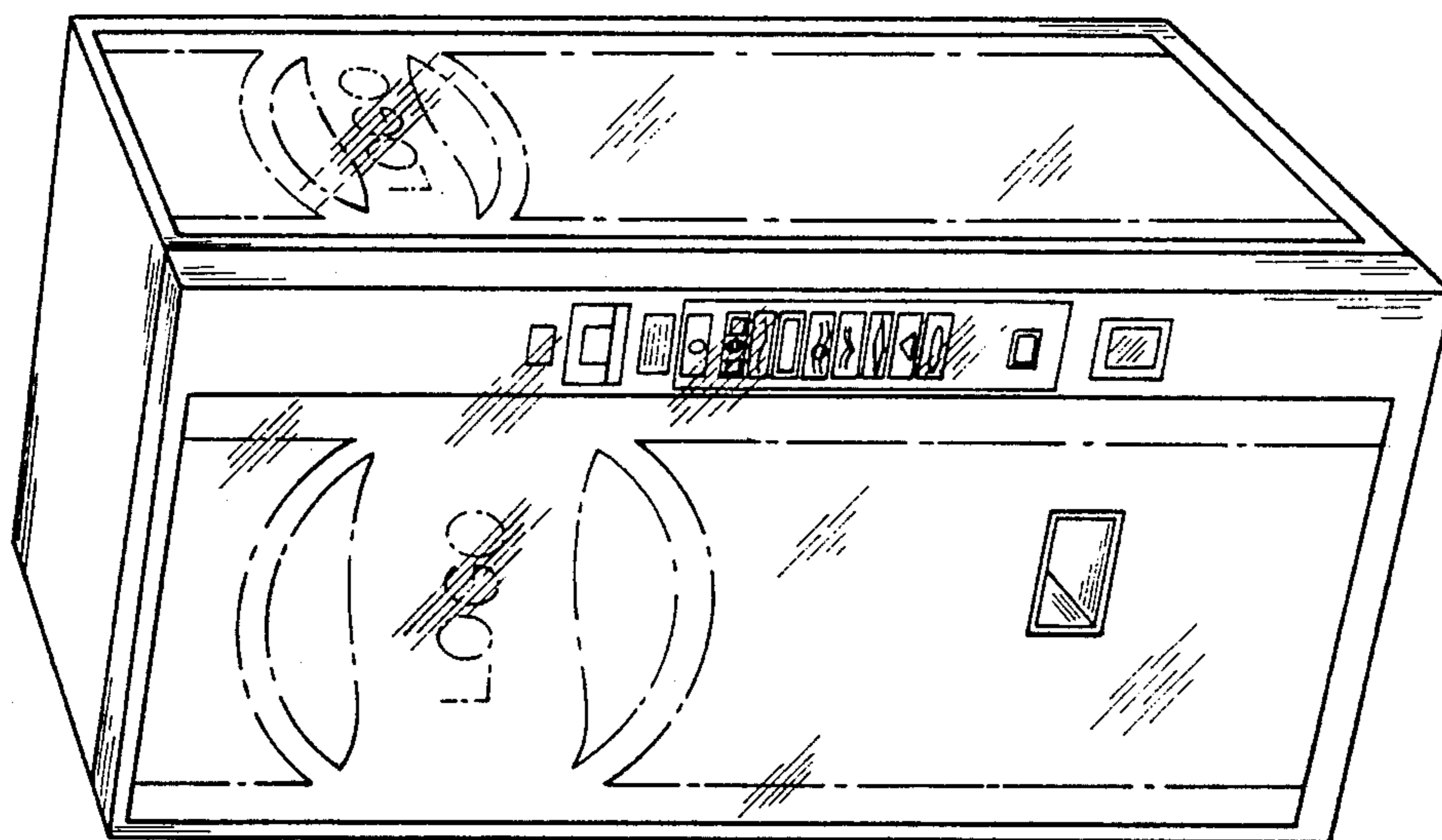


FIG. 5




FIG. 8

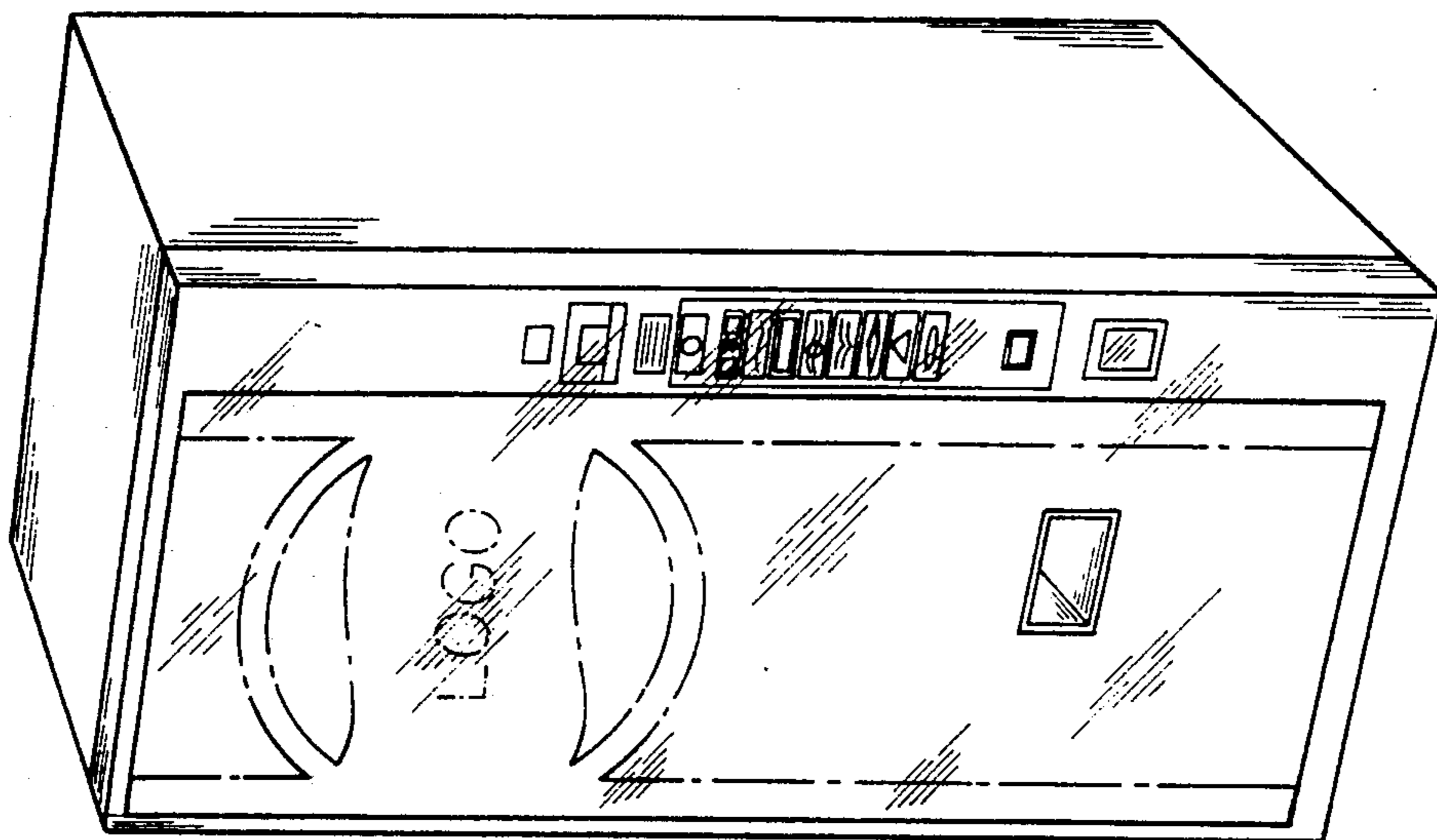


FIG. 7