

[54] HANDLE FOR AN ARTICLE OF FLATWARE

[75] Inventor: Richard O. Cragin, Lincoln, R.I.

[73] Assignee: Textron Inc., Providence, R.I.

[\*\*] Term: 14 Years

[21] Appl. No.: 663,468

[22] Filed: Oct. 18, 1984

[52] U.S. Cl. .... D7/152; D7/137

[58] Field of Search ..... D7/137, 152, 151, 150, D7/140, 138

References Cited

U.S. PATENT DOCUMENTS

|            |         |           |       |        |
|------------|---------|-----------|-------|--------|
| D. 28,155  | 1/1898  | Wallace   | ..... | D7/137 |
| D. 78,521  | 5/1929  | Kipp      | ..... | D7/137 |
| D. 93,180  | 8/1934  | Nock      | ..... | D7/137 |
| D. 104,467 | 5/1937  | O'Donnell | ..... | D7/137 |
| D. 111,883 | 10/1938 | Turner    | ..... | D7/137 |

|            |        |              |       |          |
|------------|--------|--------------|-------|----------|
| D. 242,979 | 1/1977 | Lanzoni      | ..... | D7/151 X |
| D. 259,990 | 7/1981 | Richmond, II | ..... | D7/137   |

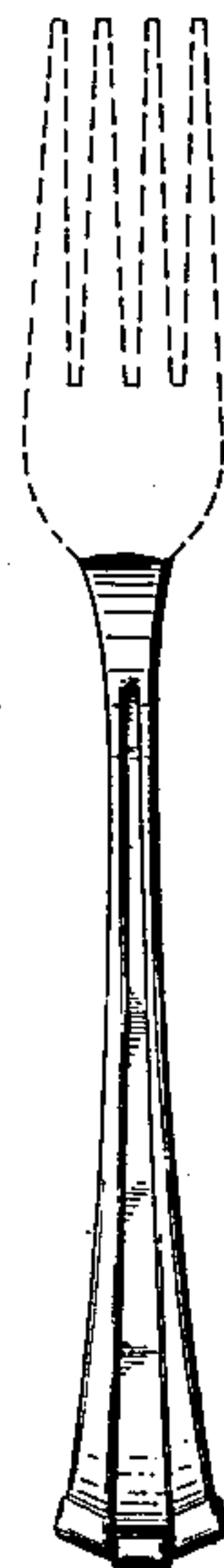
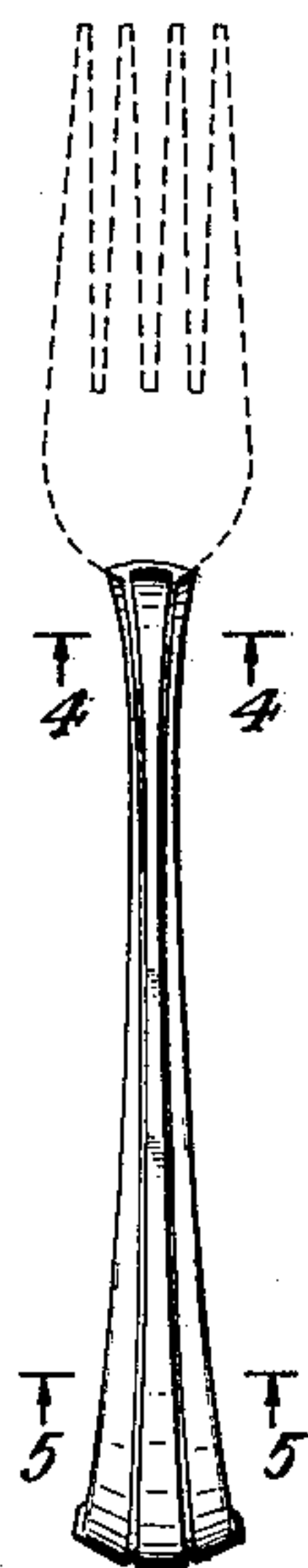
Primary Examiner—Winifred E. Herrmann  
Attorney, Agent, or Firm—Charles E. Baxley

[57] CLAIM

The ornamental design for a handle for an article of flatware, as shown and described.

DESCRIPTION

FIG. 1 is a top plan view of a handle for an article of flatware showing my new design, a broken line showing of fork tines is illustrative of environmental matter only and forms no part of the claimed design;  
FIG. 2 is a right side view thereof; the left side view being a mirror image of FIG. 2;  
FIG. 3 is a bottom plan view thereof;  
FIG. 4 is an enlarged cross-section taken on line 4—4 of FIG. 1; and  
FIG. 5 is an enlarged cross-section taken on line 5—5 of FIG. 1.



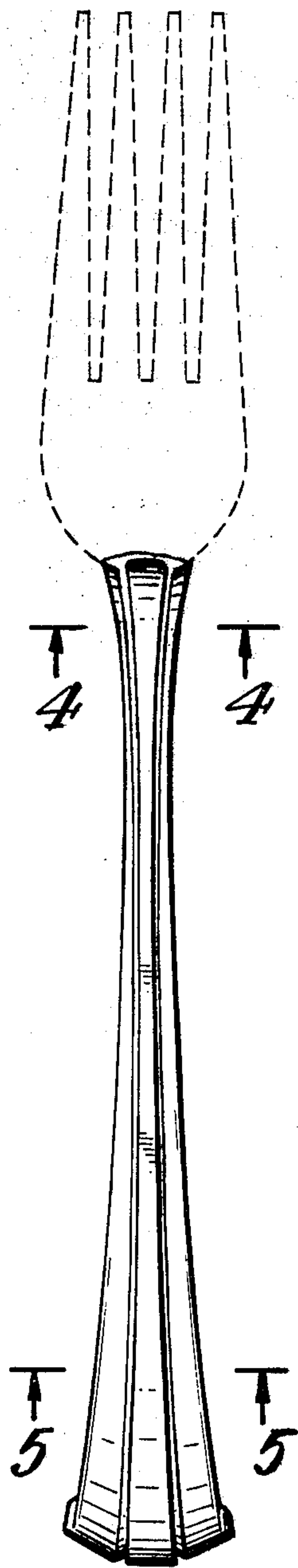


FIG. 1

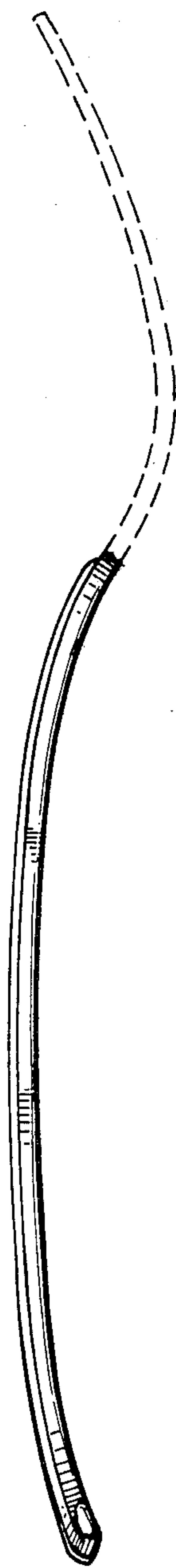


FIG. 2

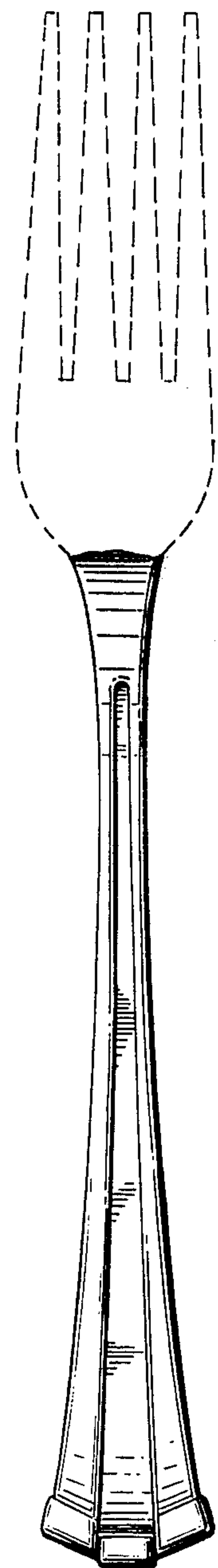


FIG. 3



FIG. 4



FIG. 5