

[54] CRIB FOOTBOARD

[75] Inventors: Merlin A. Brunner, New London;  
Harvey J. Draheim, Weyauwega,  
both of Wis.

[73] Assignee: Simmons Universal Corporation,  
New York, N.Y.

[\*\*] Term: 14 Years

[21] Appl. No.: 635,879

[22] Filed: Jul. 30, 1984

[52] U.S. Cl. .... D6/505

[58] Field of Search ..... D6/390, 393, 505, 507,  
D6/508

[56] References Cited

U.S. PATENT DOCUMENTS

D. 69,242	1/1926	Stuart	.....	D6/508
D. 271,456	11/1983	Brunner et al.	.....	D6/505
D. 271,457	11/1983	Brunner et al.	.....	D6/505
D. 275,537	9/1984	Brunner et al.	.....	D6/508

Primary Examiner—Bruce W. Dunkins

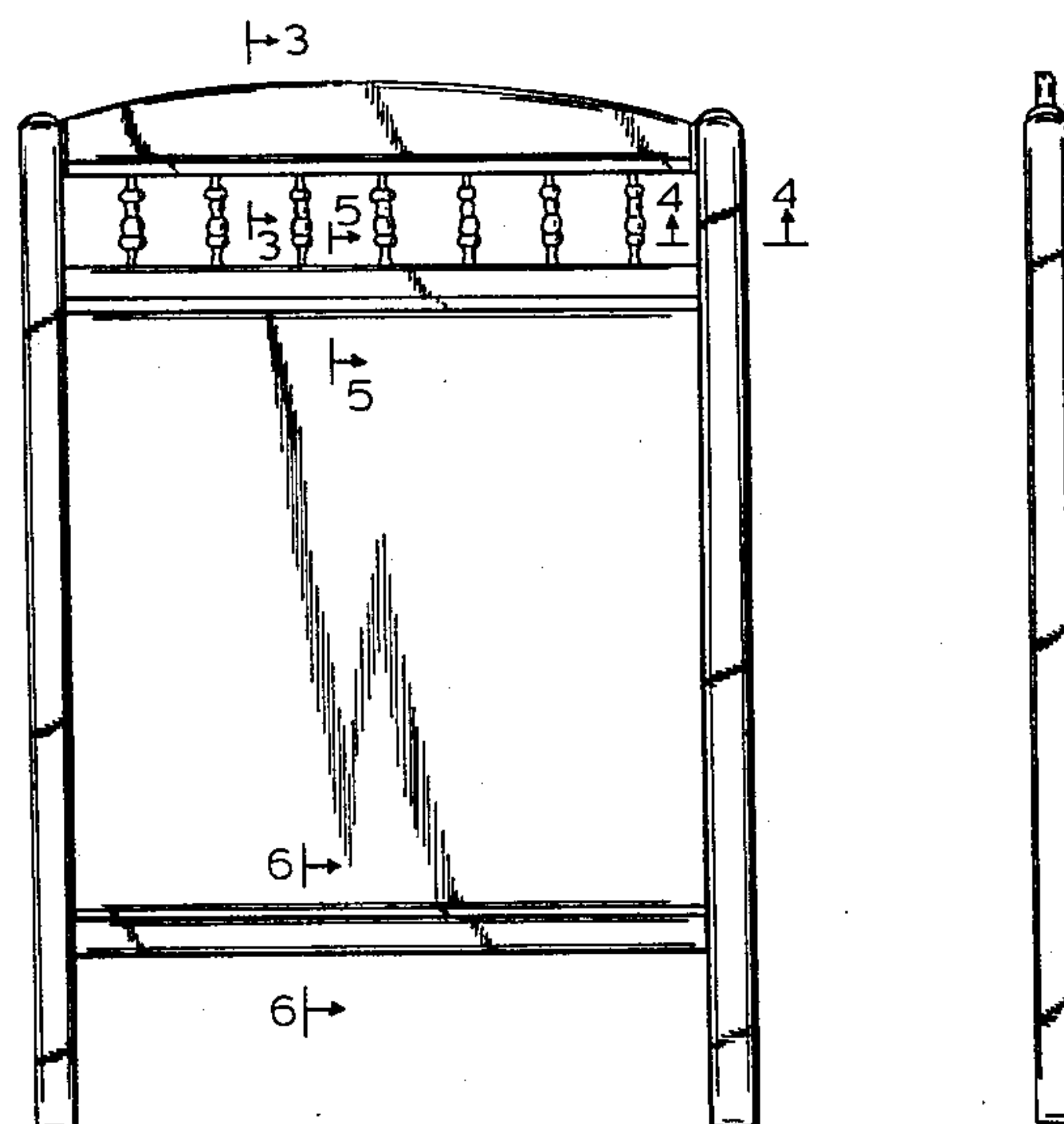
Attorney, Agent, or Firm—A. Thomas Kammer

[57] CLAIM

The ornamental design for a crib footboard, as shown and described.

DESCRIPTION

FIG. 1 is a front elevation view of a crib footboard according to the invention;  
FIG. 2 is a side elevation view thereof;  
FIG. 3 is a sectional view thereof taken along the plane of line 3—3 in FIG. 1;  
FIG. 4 is a sectional view taken along the plane of line 4—4 in FIG. 1;  
FIG. 5 is a sectional view taken along the plane of line 5—5 in FIG. 1; and  
FIG. 6 is a sectional view taken along the plane of line 6—6 in FIG. 1.  
The rear surface of the crib footboard is conventional in appearance.  
The crib footboard is characterized by the distinctive configurations and ornamental grooves of the top and bottom cross members as best shown in FIGS. 1, 3 and 6.



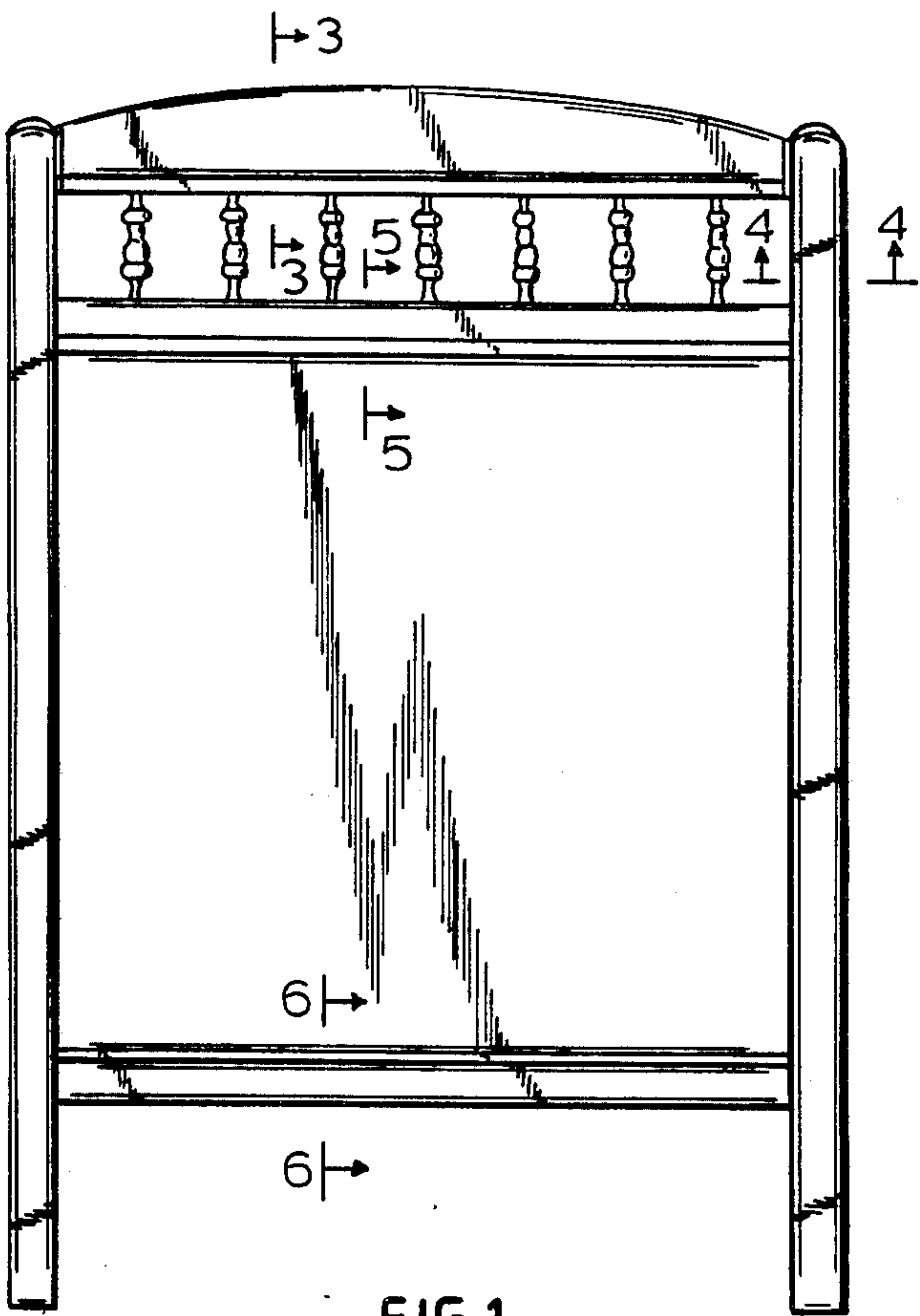


FIG. 1



FIG. 2




FIG. 3

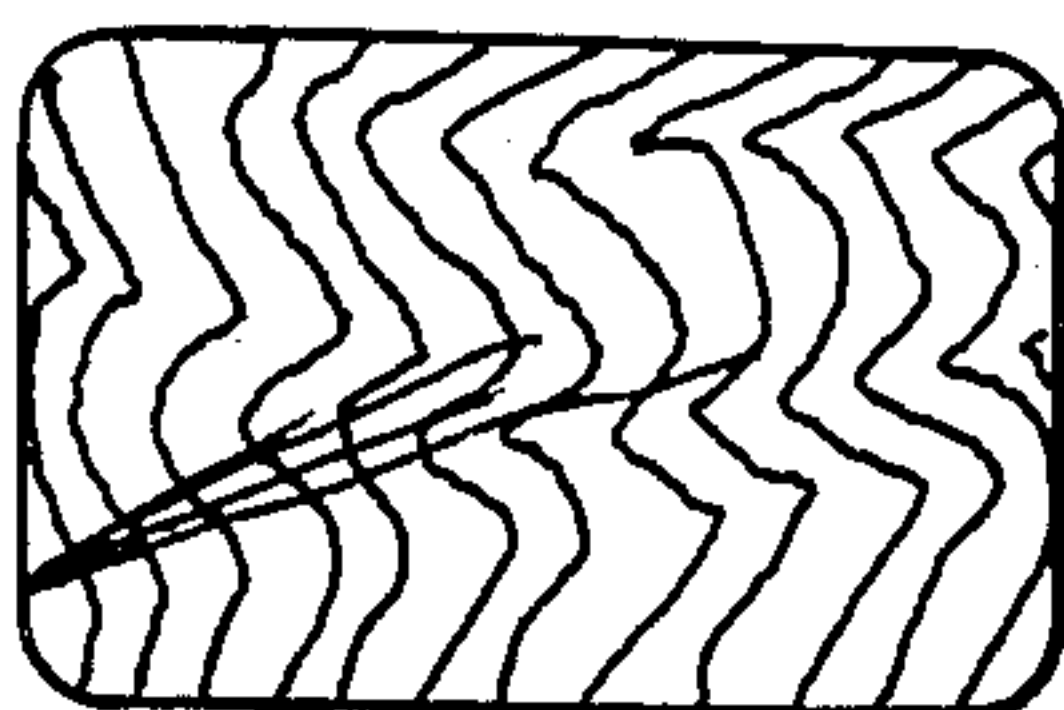


FIG. 4

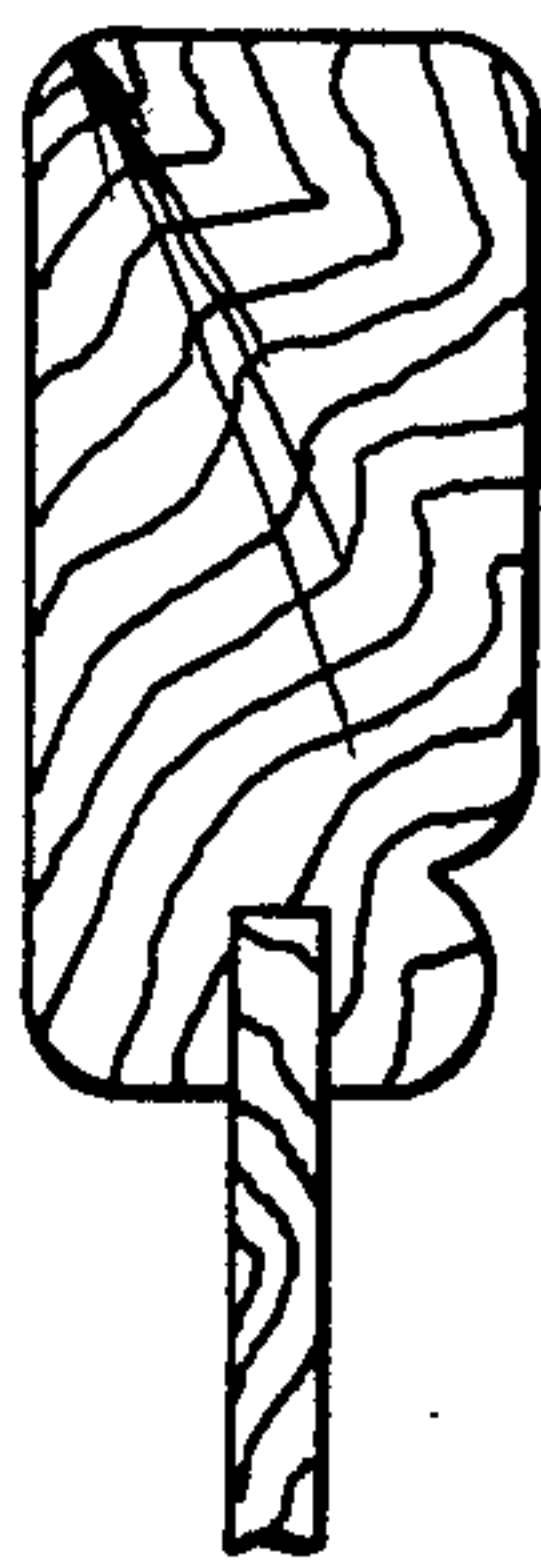


FIG. 5



FIG. 6