

[54] CASING FOR AN ELECTRONIC AC SPEED CONTROL UNIT

3,851,221 11/1974 Beaulieu et al. .... 361/392

[75] Inventor: Jorgen J. Moeller, Sonderborg, Denmark

[73] Assignee: Danfoss A/S, Nordborg, Denmark

[\*\*] Term: 14 Years

[21] Appl. No.: 806,538

[22] Filed: Dec. 9, 1985

OTHER PUBLICATIONS

Allied Electronics, 1975 Engineering Manual & Purchasing Guide No. 750, p. 50, Series 400 Natural Convection Sinks.

Parametrics Flyer, Jan. 1982, p. 1, ParaJust Y.

Industrial Equipment News, Dec. 1965, p. 51, Electric Converter.

Primary Examiner—B. J. Bullock

Assistant Examiner—Ruth E. Takemoto

Attorney, Agent, or Firm—Wayne B. Easton

Related U.S. Application Data

[62] Division of Ser. No. 741,735, Jun. 5, 1985, Pat. No. Des. 284,076, which is a division of Ser. No. 464,055, Feb. 4, 1983, Pat. No. Des. 281,969.

[52] U.S. Cl. .... D13/40

[58] Field of Search ..... D13/40-41, D13/12; D10/46, 49, 75, 96, 100-101, 103; 174/50, 52 R, 53, 58-60, 65 R, 66-67; 361/331-332, 334, 346-347, 350, 356, 380, 390-392, 394; 220/3.2, 3.3, 241-242

CLAIM

[57] The ornamental design for a casing for an electronic AC speed control unit, substantially as shown and described.

DESCRIPTION

FIG. 1 is a rear perspective view of a casing for an electronic AC speed control unit showing my new design;

FIG. 2 is a front perspective view thereof;


FIG. 3 is a rear elevational view thereof.

The undisclosed bottom is unornamented except for the inclusion of the feet.

[56] References Cited

U.S. PATENT DOCUMENTS

3,671,812 6/1972 Peluso et al. .... 361/392



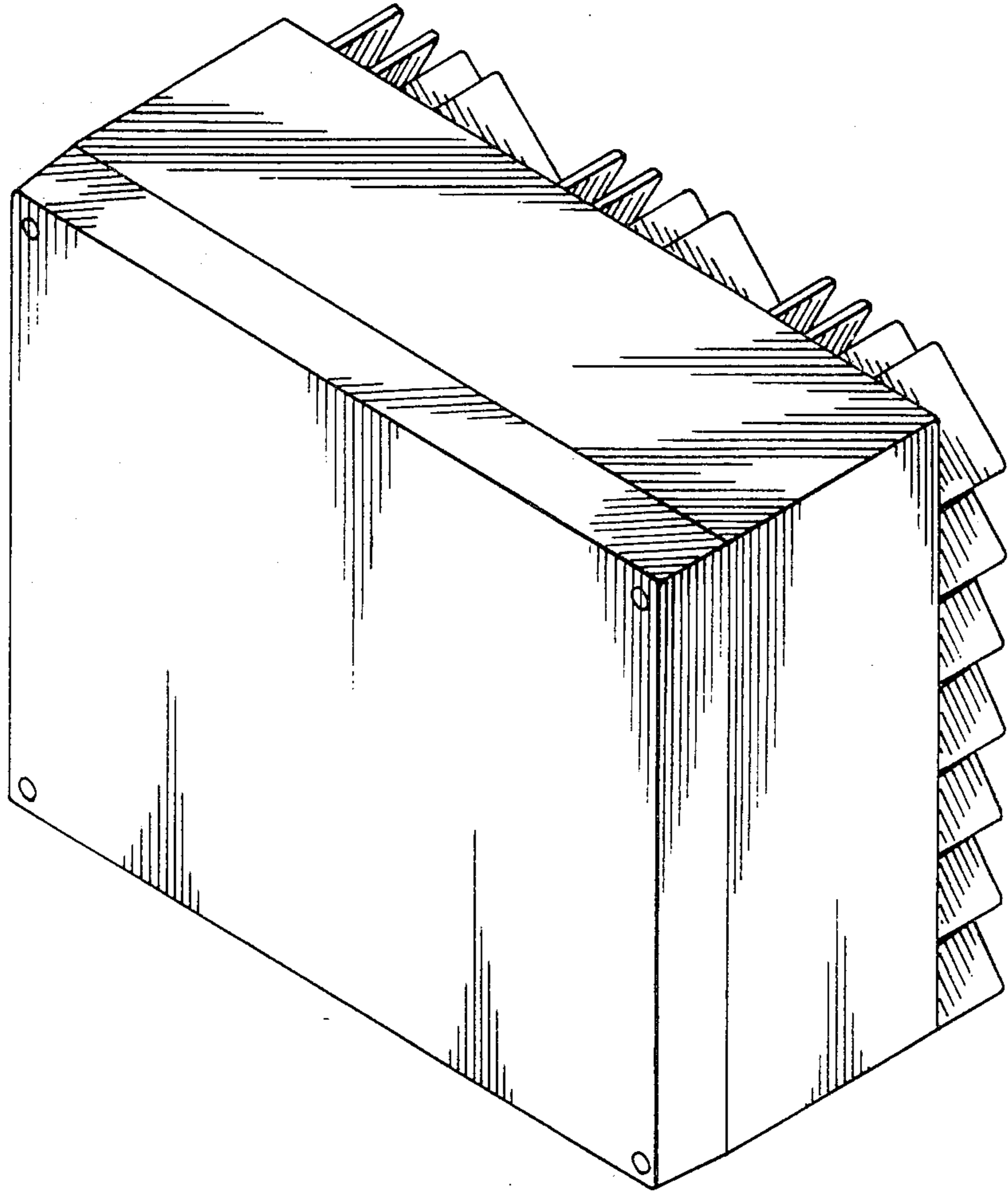


FIG. 1




FIG. 2

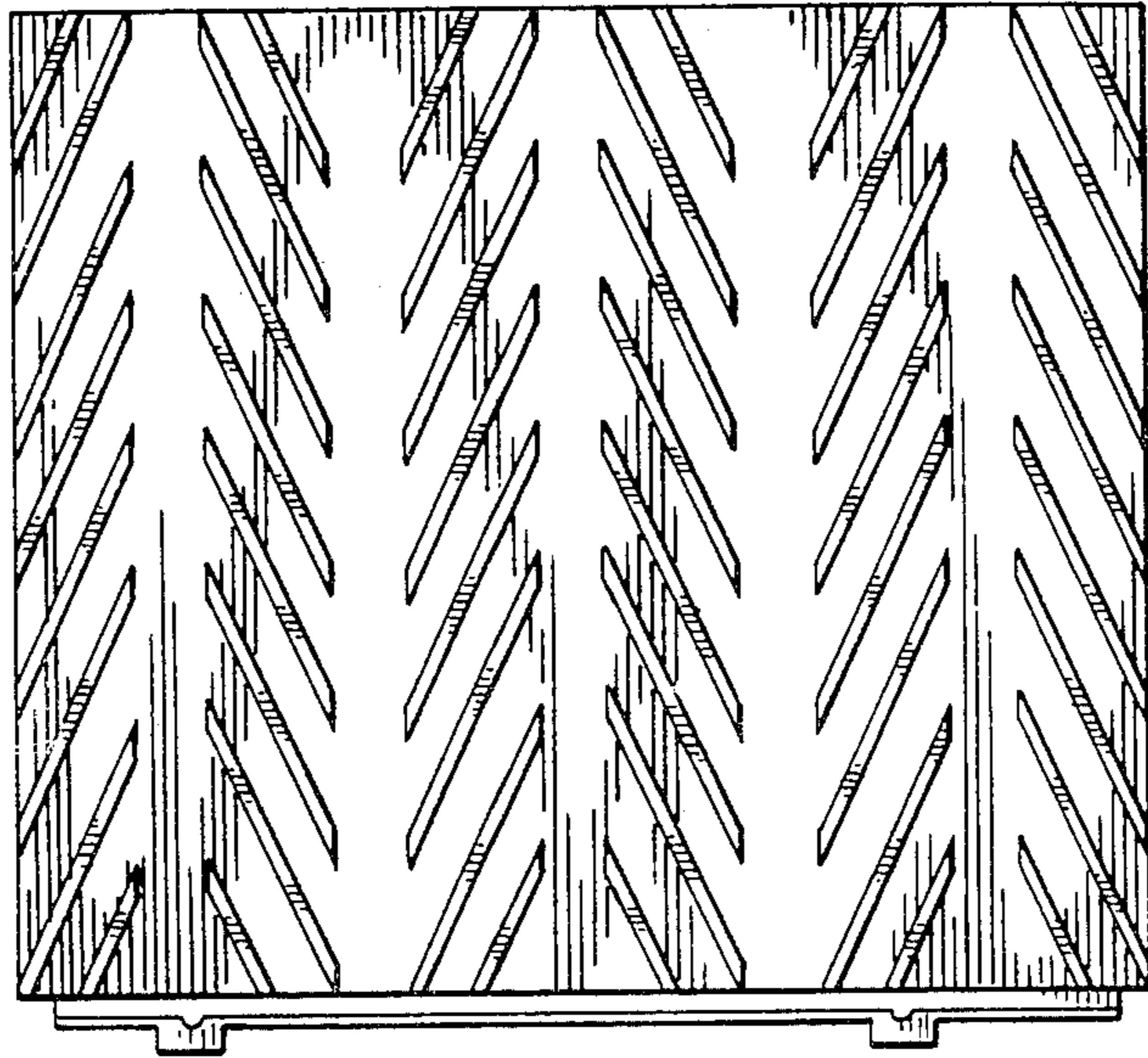


FIG. 3