

[54] CRIB FOOTBOARD

1,906,369 5/1933 Christie 5/503 X

[75] Inventors: Merlin A. Brunner, New London; Harvey J. Draheim, Weyauwega, both of Wis.

[73] Assignee: Simmons Universal Corporation, New York, N.Y.

[**] Term: 14 Years

[21] Appl. No.: 602,998

[22] Filed: Apr. 23, 1984

[52] U.S. Cl. D6/505; D6/393

[58] Field of Search D6/382-395, D6/503-508; 5/53 R, 93 R, 2 R, 503, 507

[56] References Cited

U.S. PATENT DOCUMENTS

D. 205,830	9/1966	Rudy	D6/390 X
D. 271,826	12/1983	Hull	D6/395
D. 277,157	1/1985	Mower et al.	D6/388 X
D. 278,398	4/1985	Brunner et al.	D6/505
D. 280,279	8/1985	Brunner et al.	D6/508
1,246,078	11/1917	Ford	5/503 X
1,391,566	9/1921	Musselman	5/2 R
1,686,002	10/1928	Herzon	5/503 X

OTHER PUBLICATIONS

Simmons Juvenile Products Co. 1982, p. 11, Crib #2008.

Primary Examiner—Bernard Ansher

Assistant Examiner—Linda Titolo

Attorney, Agent, or Firm—A. Thomas Kammer

[57] CLAIM

The ornamental design for a crib footboard, as shown and described.

DESCRIPTION

FIG. 1 is a front elevational view of a crib footboard, showing our new design;

FIG. 2 is a side elevational view thereof, the opposite side being a mirror image thereof;

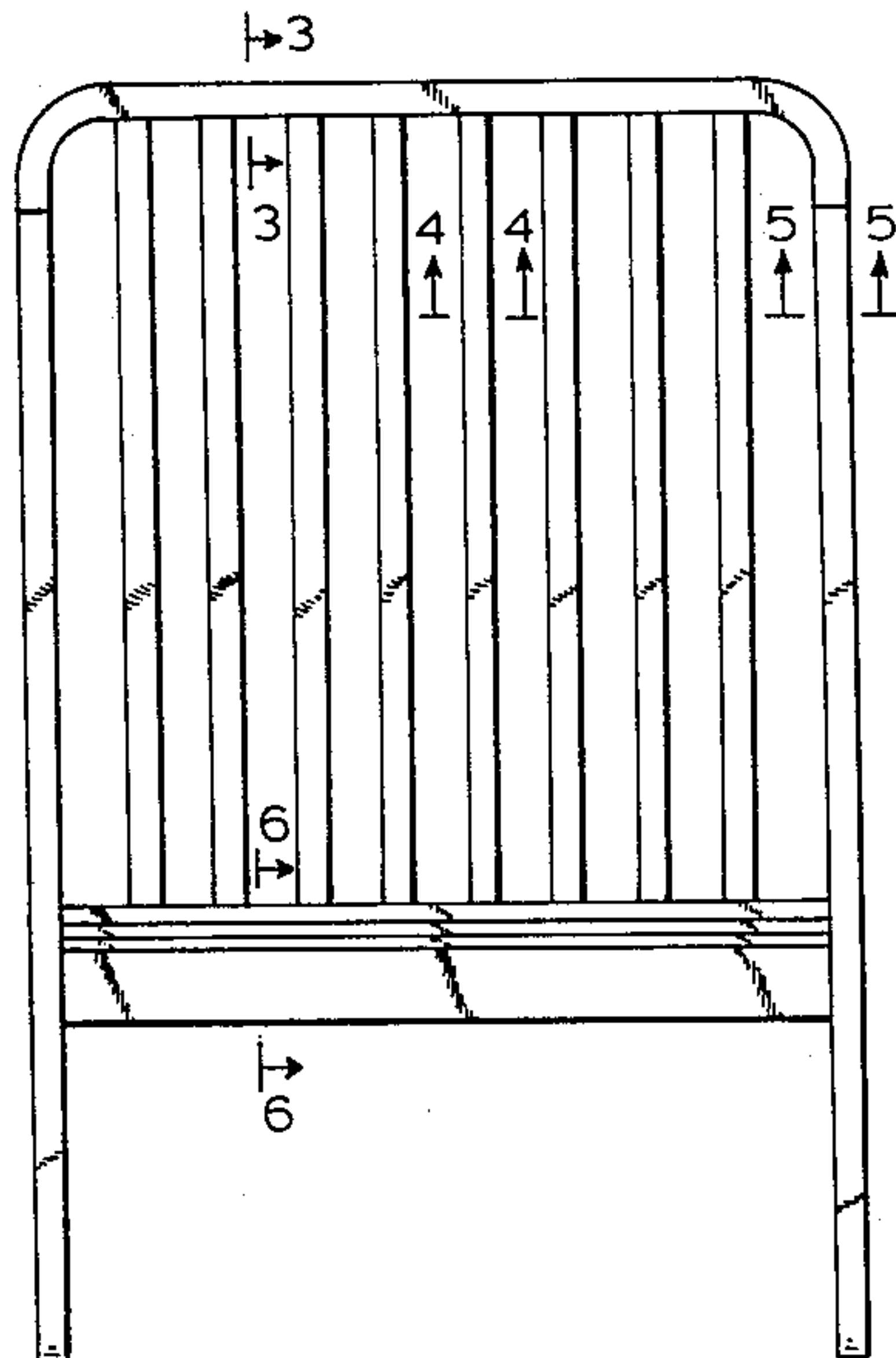
FIG. 3 is a cross-sectional view thereof taken on line 3—3 of FIG. 1;

FIG. 4 is a cross-sectional view thereof taken on line 4—4 of FIG. 1;

FIG. 5 is a cross-sectional view thereof taken on line 5—5 of FIG. 1;

FIG. 6 is a cross-sectional view thereof taken on line 6—6 of FIG. 1; and

FIG. 7 is a top plan view thereof.



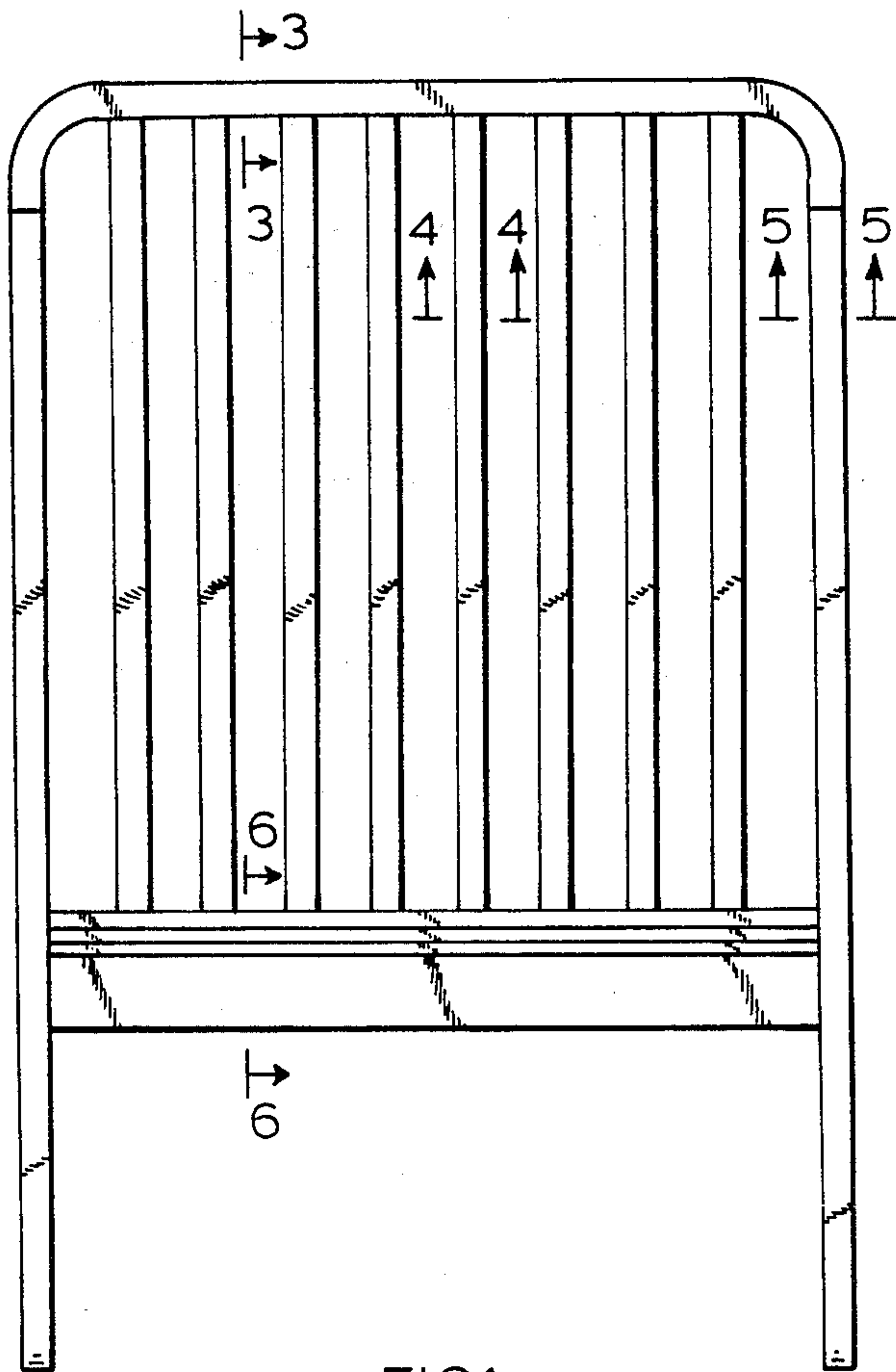


FIG. 1




FIG. 2

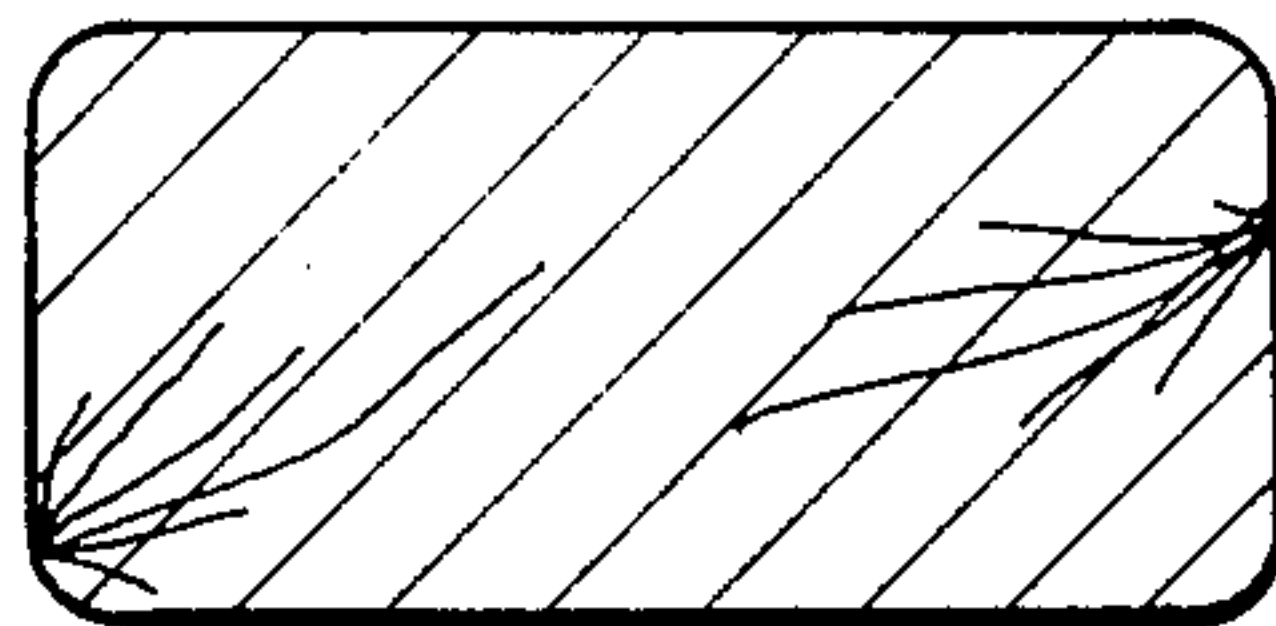


FIG. 3

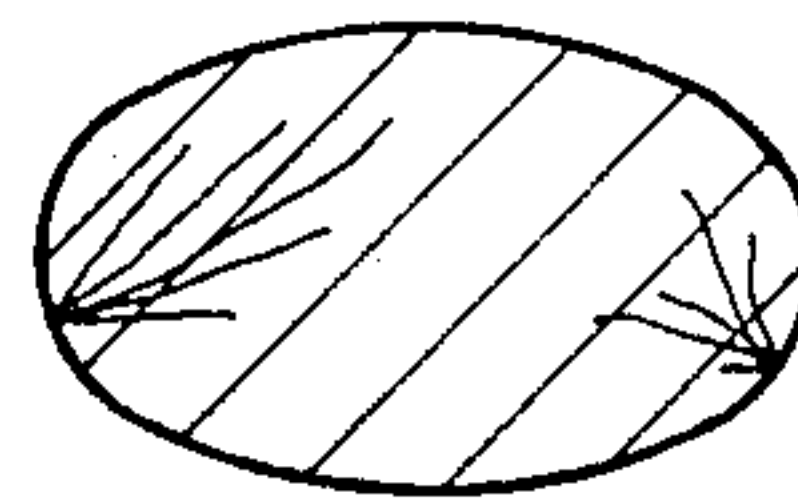


FIG. 4




FIG. 7




FIG. 5