

[54] **CABINET ENCLOSURE FOR CENTRAL OFFICE TELEPHONE EQUIPMENT**

[75] **Inventor: George M. Janda, Wheaton, Ill.**

[73] **Assignee: GTE Communication Systems Corporation, Phoenix, Ariz.**

[**] **Term: 14 Years**

[21] **Appl. No.: 685,416**

[22] **Filed: Dec. 24, 1984**

[52] **U.S. Cl. D6/432; D6/448**

[58] **Field of Search D6/432, 448, 449; D14/60**

[56] **References Cited**

U.S. PATENT DOCUMENTS

- D. 137,609 4/1944 Christie D6/446 X
- D. 233,210 10/1974 Bassin D6/432 X

- D. 238,299 12/1975 Klemm D6/432 X
- D. 248,975 8/1978 Cole D6/448
- D. 272,304 1/1984 Palermo et al. D6/432


Primary Examiner—Carmen H. Vales
Attorney, Agent, or Firm—Anthony Miologos; Peter Xiarhos

[57] **CLAIM**

The ornamental design for a cabinet enclosure for central office telephone equipment, as shown and described.

DESCRIPTION

FIG. 1 is a perspective view of a cabinet enclosure for central office telephone equipment, showing my new design;
FIG. 2 is a front elevational view, the rear view being a mirror image thereof; and
FIG. 3 is a side elevational view, the opposite side being a mirror image thereof.






FIG. 1




FIG. 2




FIG. 3