

[54] CLEATED SOLE FOR ATHLETIC SHOE

[75] Inventor: Raymond F. Tonkel, Maryland Heights, Mo.

[73] Assignee: Kangaroos U.S.A., Inc., Chesterfield, Mo.

[**] Term: 14 Years

[21] Appl. No.: 619,930

[22] Filed: Jun. 12, 1984

[52] U.S. Cl. D2/320; 36/32 R

[58] Field of Search D2/311, 309-310, D2/319, 320-323, 274; 36/32 R, 83-84, 113-115, 129, 25 R, 59 R, 59 A, 59 C

[56] References Cited

U.S. PATENT DOCUMENTS

D. 272,390	1/1984	Muller-Feigelstock	D2/320
1,736,576	11/1929	Cable	D2/320 X
3,466,763	9/1969	Levin	36/126 X
3,782,011	1/1974	Fisher	36/128 X
4,085,527	4/1978	Riggs	36/114
4,173,083	11/1979	Infusino	36/128 X
4,263,728	4/1981	Frecentese	36/59 C X
4,274,211	6/1981	Funck	36/59 C X
4,402,145	9/1983	Dassler	36/59 C X

FOREIGN PATENT DOCUMENTS

3135347	3/1983	Fed. Rep. of Germany	36/126
1168693	12/1958	France	36/128
583936	1/1947	United Kingdom	36/59 C

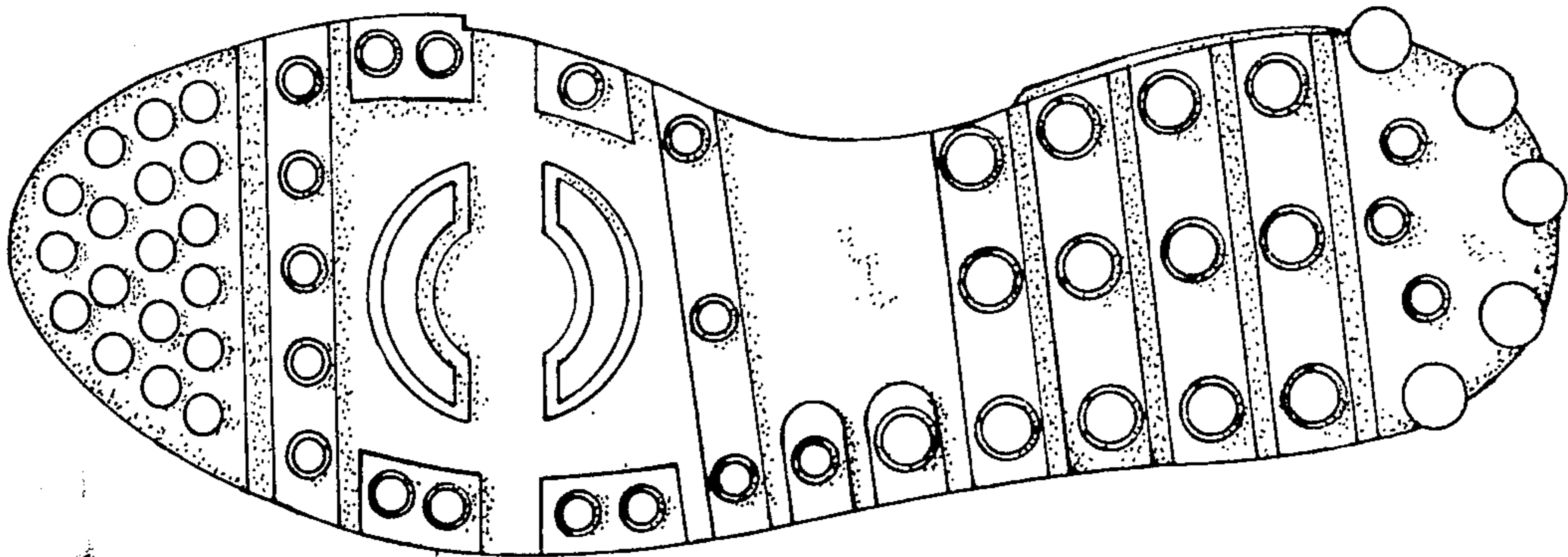
Primary Examiner—Nelson C. Holtje
Attorney, Agent, or Firm—Paul M. Denk

[57] CLAIM

The ornamental design for the cleated sole for athletic shoe, as shown and described.

DESCRIPTION

FIG. 1 is a bottom plan view of a cleated sole for an athletic shoe showing my new design;
 FIG. 2 is an inverted left side elevational view thereof;
 FIG. 3 is a top plan view thereof;
 FIG. 4 is a right side elevational view of FIG. 3;
 FIG. 5 is a front elevational view thereof;
 FIG. 6 is a rear elevational view thereof;
 FIG. 7 is a top plan view of another embodiment of my new design of FIGS. 1-6;
 FIG. 8 is a right side elevational view thereof;
 FIG. 9 is a left side elevational view thereof;
 FIG. 10 is an inverted front elevational view thereof;
 FIG. 11 is an inverted rear elevational view thereof.



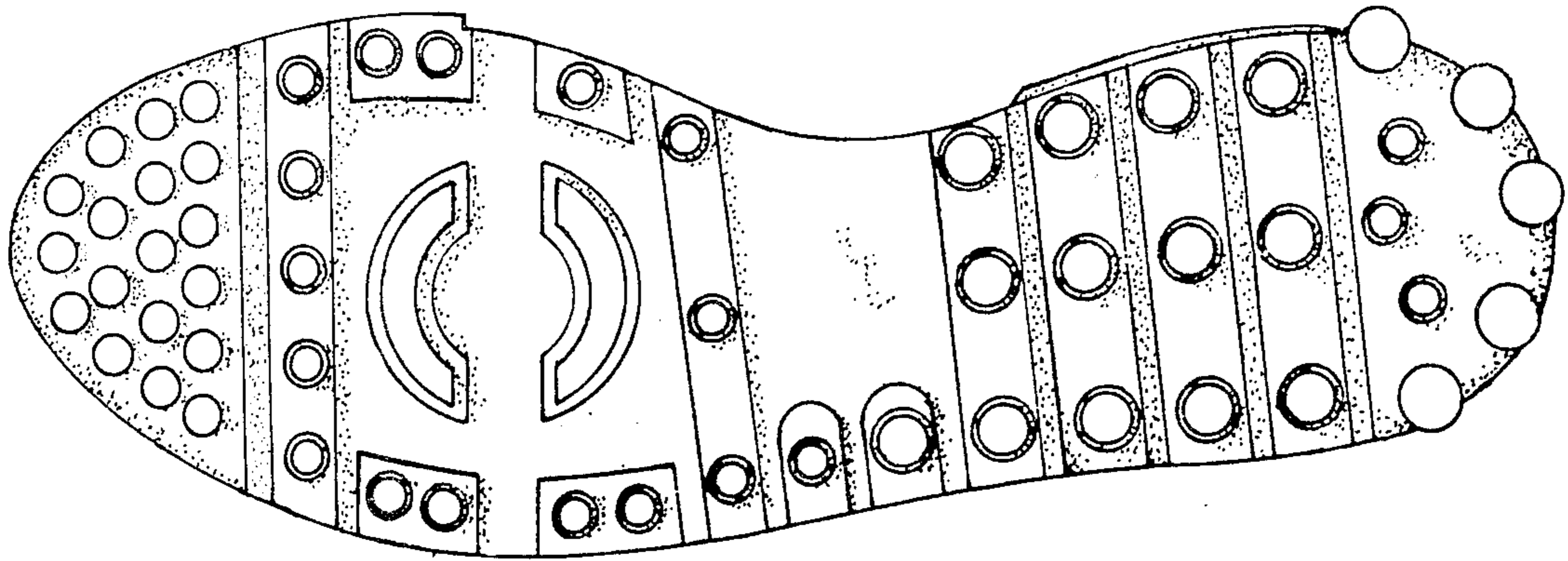


FIG. 1.



FIG. 2.

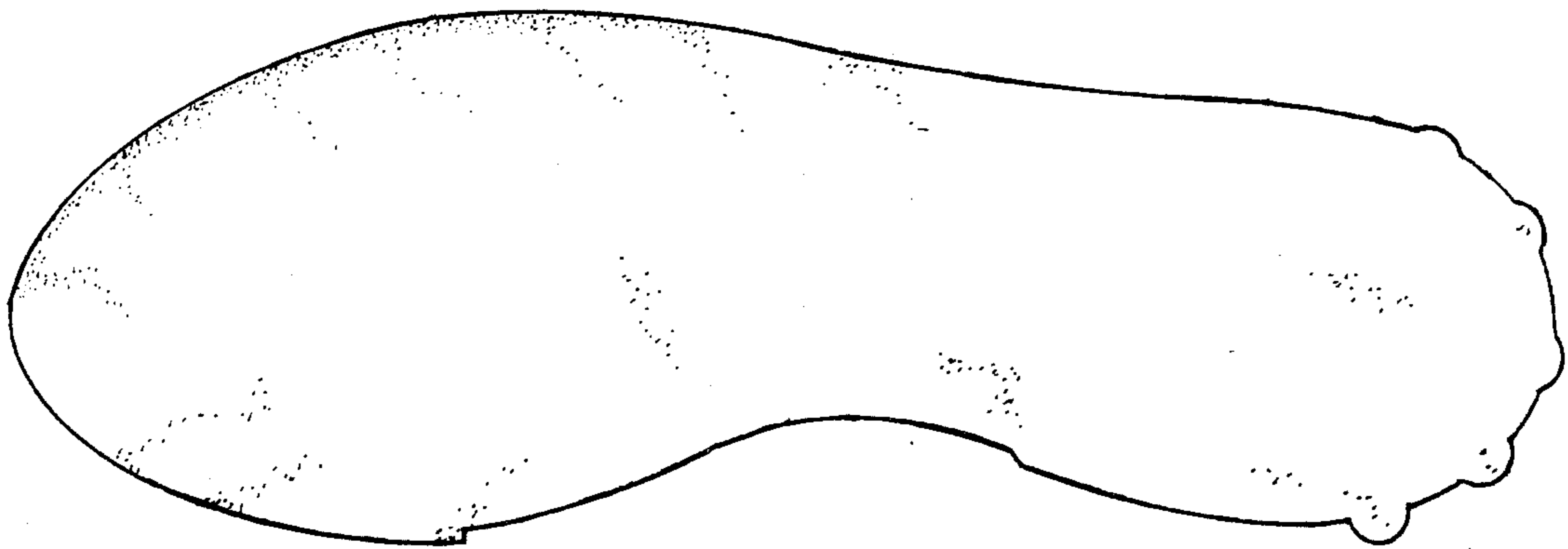


FIG. 3.



FIG. 4.



FIG. 5.



FIG. 6.

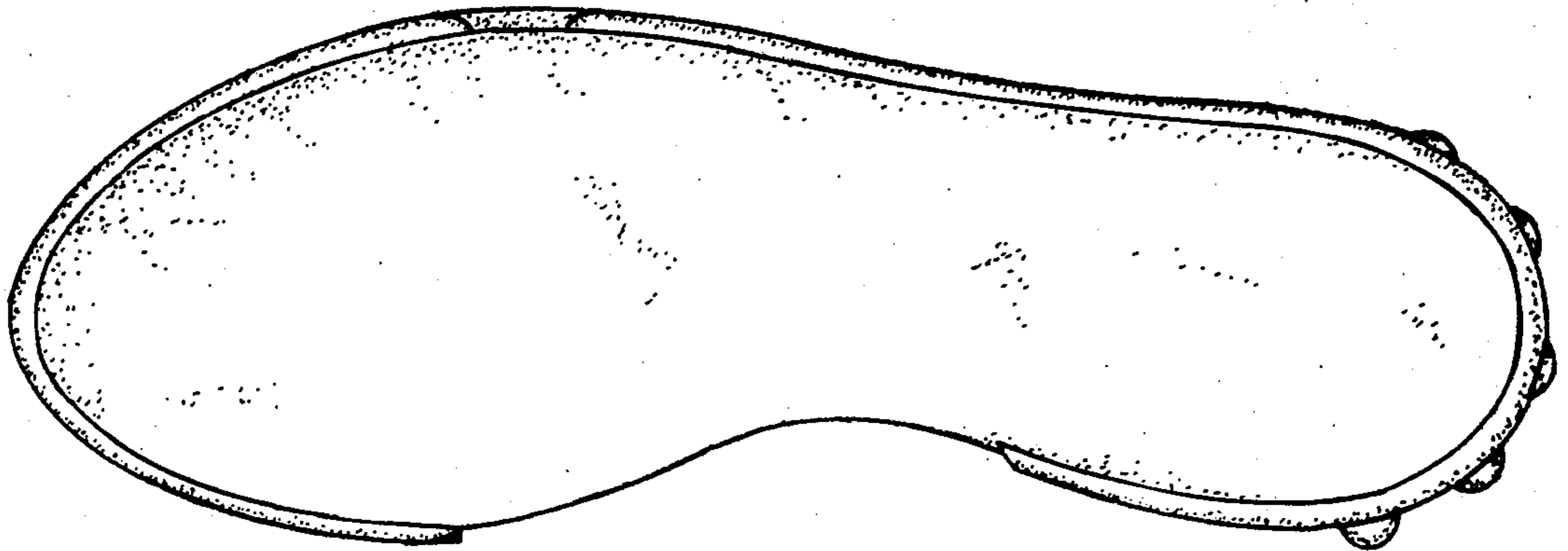


FIG. 7.

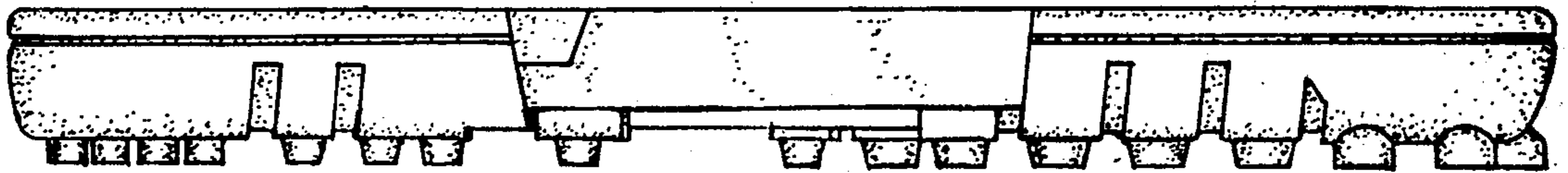


FIG. 8.

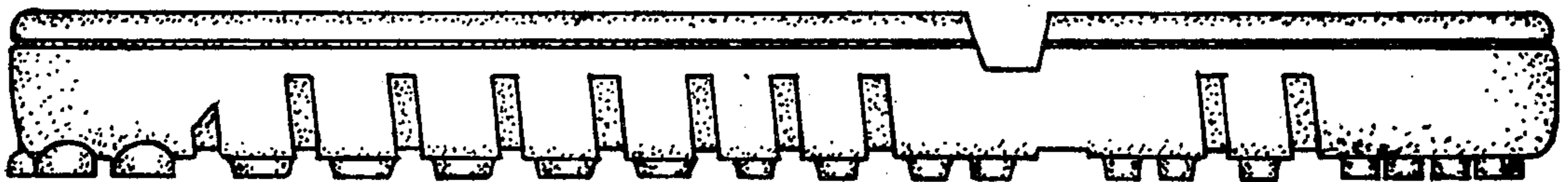


FIG. 9.




FIG. 10.



FIG. 11.