

[54] WRITING PEN

[75] Inventor: Bernhard Bruhn, Halstenber, Fed. Rep. of Germany

[73] Assignee: Koh-I-Noor Rapidograph, Inc., Bloomsbury, N.J.

[**] Term: 14 Years

[21] Appl. No.: 622,319

[22] Filed: Jun. 19, 1984

[30] Foreign Application Priority Data

Dec. 19, 1983 [DE] Fed. Rep. of Germany 66 MR 11757

[52] U.S. Cl. D19/48; D19/51

[58] Field of Search D19/35, 36, 41-51, D19/56, 57

[56] References Cited

U.S. PATENT DOCUMENTS

- D. 57,397 3/1921 Taussig D19/48
- D. 142,391 9/1945 Stempel D19/48
- D. 146,016 12/1946 Campbell et al. D19/48
- D. 175,864 10/1955 Steinberg D19/48
- D. 226,338 2/1973 Tailer D19/51

- D. 256,136 7/1980 Muller D19/51
- D. 259,792 7/1981 Itoh et al. D19/57
- D. 265,212 6/1982 Spiegel D19/47
- D. 269,445 6/1983 Kruckel et al. D19/48

OTHER PUBLICATIONS

Das rotiring Zeichengerate-System (catalog 981913) 3/81, pp. 12-13.

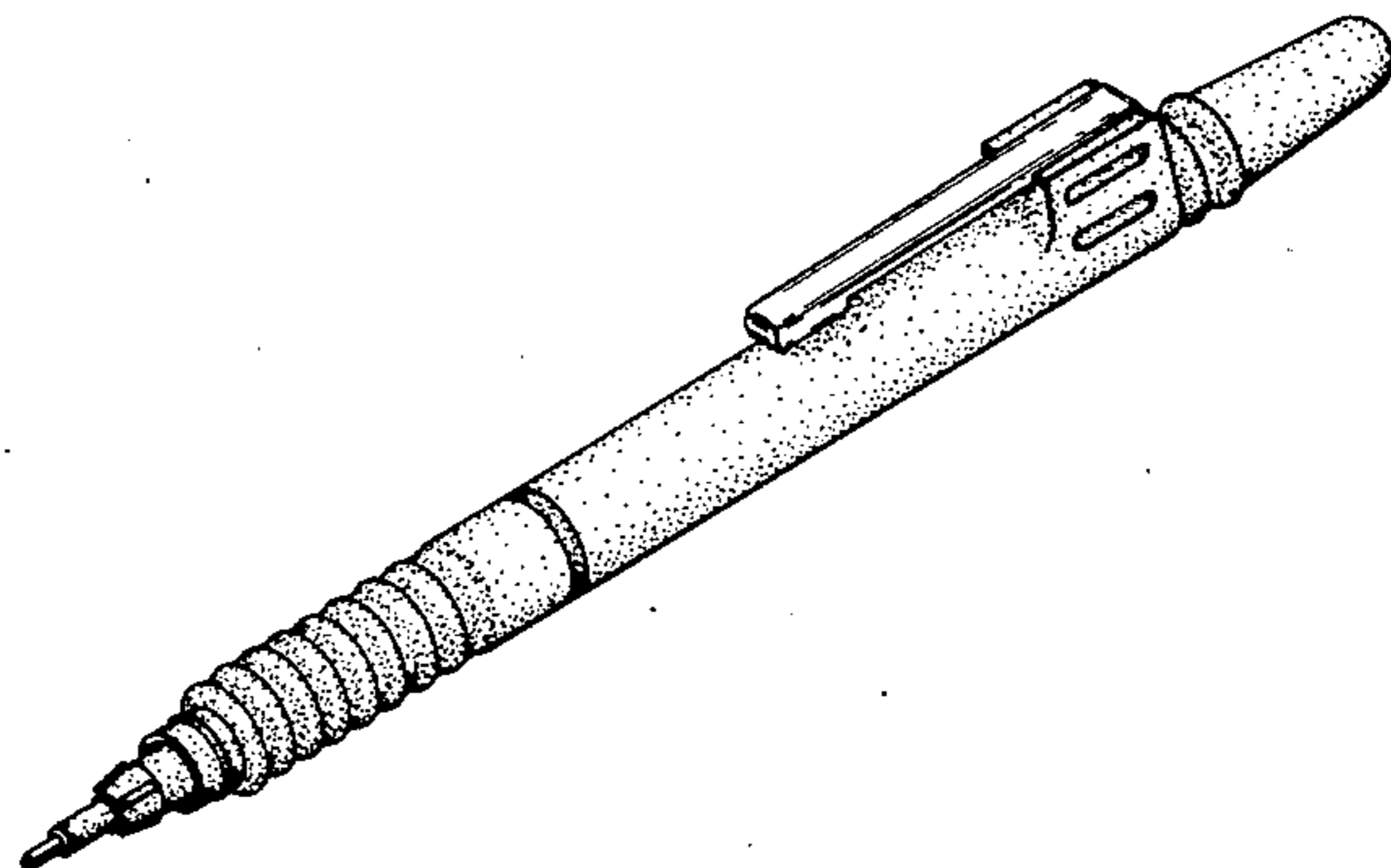
Primary Examiner—George P. Word
Attorney, Agent, or Firm—David H. Semmes; Warren E. Olsen

[57] CLAIM

The ornamental design for a writing pen, as shown and described.

DESCRIPTION

FIG. 1 is a front perspective view of a writing pen showing my new design with the cap placed on the end remote from the writing point;
 FIG. 2 is a front elevational view thereof with the cap placed over the writing point;
 FIG. 3 is a bottom plan view thereof;
 FIG. 4 is a right end view of FIG. 2;
 FIG. 5 is a left end view of FIG. 2; and
 FIG. 6 is a top plan view of FIG. 2.



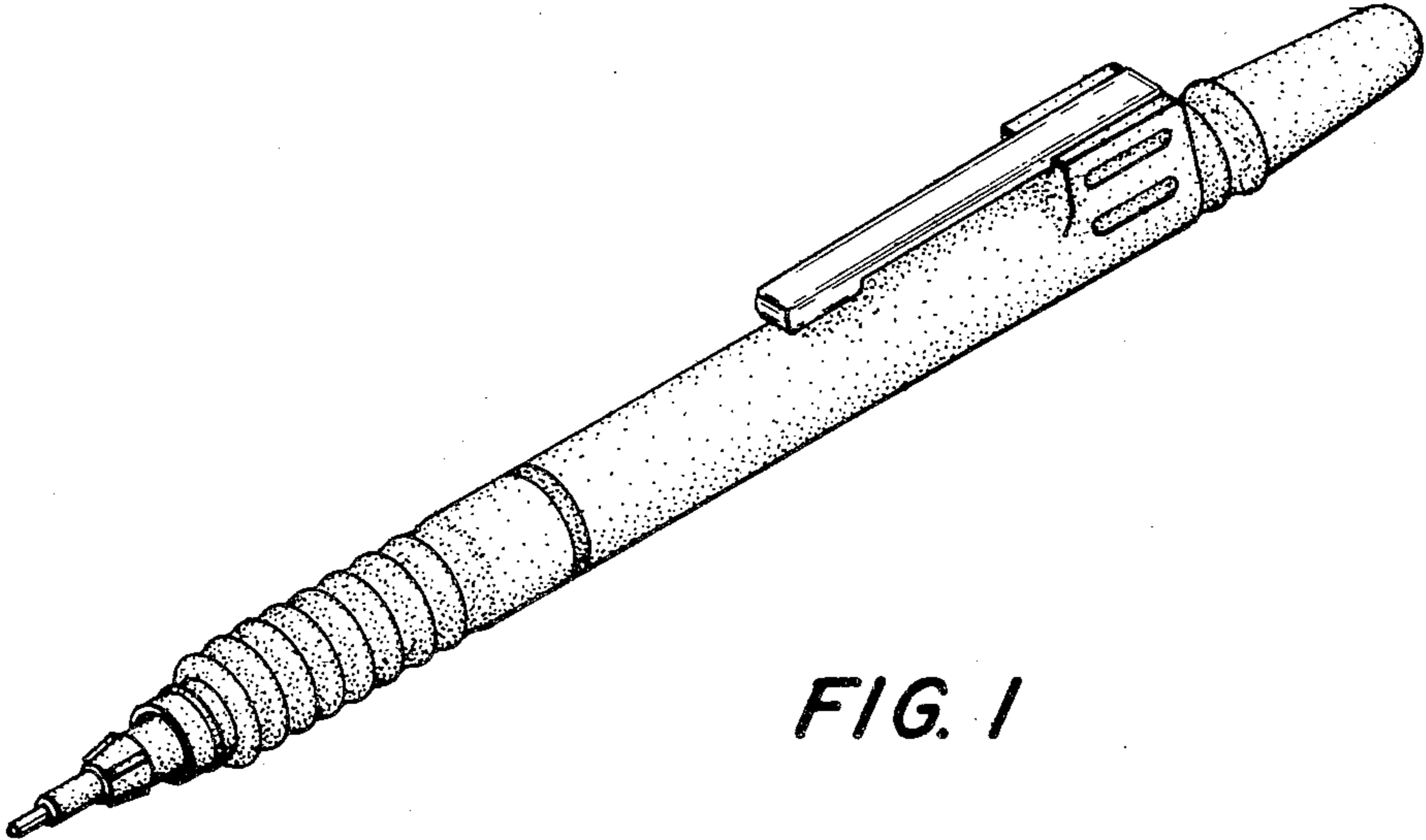


FIG. 1



FIG. 2



FIG. 3

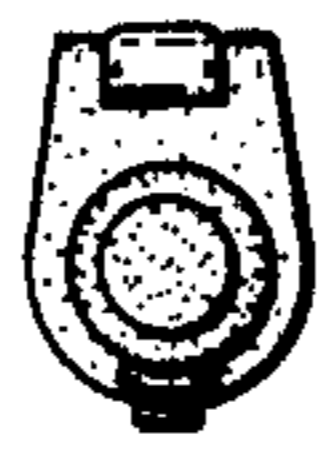


FIG. 4



FIG. 5



FIG. 6