

[54] EARRING

[76] Inventor: Marcia Lorberfeld, 500 E. 77th St., Apt. 532, New York, N.Y. 10021

[**] Term: 14 Years

[21] Appl. No.: 608,150

[22] Filed: May 8, 1984

[52] U.S. Cl. D11/43

[58] Field of Search D11/1, 2, 6-8, D11/40-45, 47, 48, 75, 79-81, 88, 97, 99; 63/1 R-2, 12, 13, 14 R-14 G, 18-21, 23

[56] References Cited

U.S. PATENT DOCUMENTS

- D. 125,694 3/1941 Price D11/43
- D. 279,880 7/1985 Moon D11/75 X
- D. 279,883 7/1985 Moon D11/85 X



Primary Examiner—Louis S. Zarfes
Attorney, Agent, or Firm—Handal & Morofsky

[57] CLAIM

The ornamental design for an earring, substantially as shown and described.

DESCRIPTION

FIG. 1 is a perspective view of an earring showing my new design;
 FIG. 2 is a front elevational view of the design illustrated in FIG. 1;
 FIG. 3 is a right side elevational view of the design illustrated in FIG. 1;
 FIG. 4 is a left side elevational view of the design illustrated in FIG. 1;
 FIG. 5 is a rear elevational view of the design illustrated in FIG. 1;
 FIG. 6 is a top plan view thereof;
 FIG. 7 is a bottom plan view thereof;
 FIG. 8 is a front elevational view of an earring showing a modified form of my new design;
 FIG. 9 is a front elevational view of an earring showing another modified form of my new design.
 FIG. 10 is a left side elevational view of the design illustrated in FIG. 9.






FIGURE 1



FIGURE 2



FIGURE 3




FIGURE 4



FIGURE 5

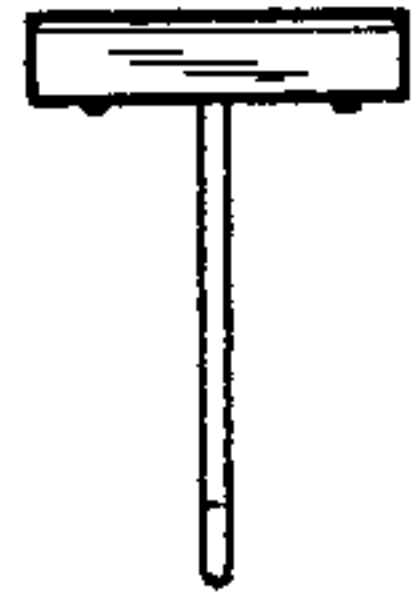


FIGURE 6

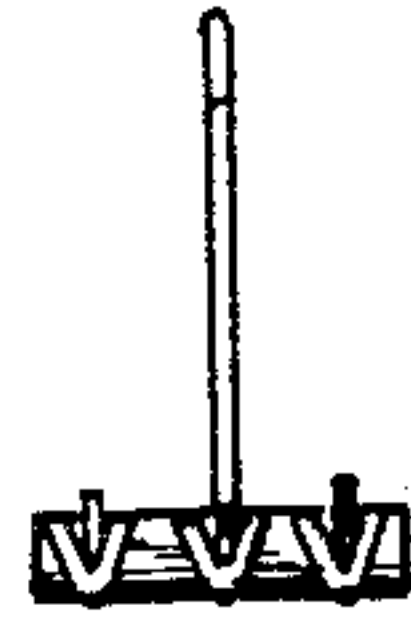


FIGURE 7




FIGURE 8




FIGURE 9




FIGURE 10