

[54] **HANDLEBAR GRIP**

[76] **Inventor: Marie-Louise Hernqvist,**  
Storbåtsvägen 8, 302 71, Halmstad,  
Sweden

[\*\*] **Term: 14 Years**

[21] **Appl. No.: 551,521**

[22] **Filed: Nov. 14, 1983**

[30] **Foreign Application Priority Data**  
May 11, 1983 [SE] Sweden ..... 83-1353  
[52] **U.S. Cl. .... D8/303**  
[58] **Field of Search .... D8/303; D21/222, 48;**  
74/551.9; 273/81 R, 81 B

[56] **References Cited**  
**U.S. PATENT DOCUMENTS**

2,815,679 12/1957 Roberts ..... 74/551.9  
3,173,689 3/1965 Serblin ..... D21/222  
3,837,647 9/1974 Jacques ..... D21/222

**FOREIGN PATENT DOCUMENTS**

1048174 8/1955 Fed. Rep. of Germany ..... 74/551.9  
269286 4/1927 United Kingdom ..... 74/551.9

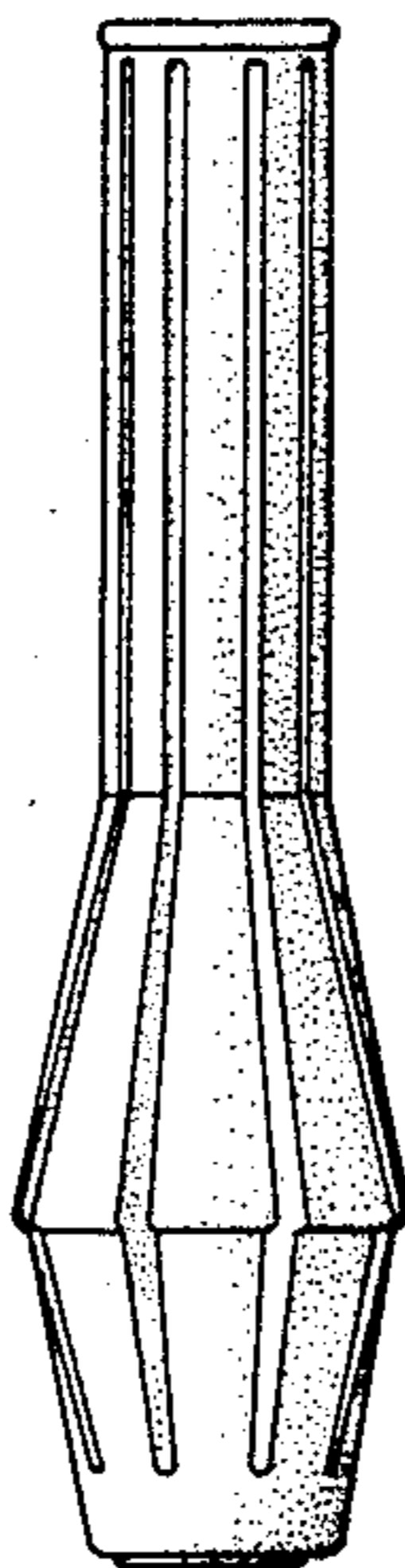
*Primary Examiner*—James M. Gandy  
*Attorney, Agent, or Firm*—Beveridge, DeGrandi &  
Weilacher

[57] **CLAIM**


The ornamental design for a handlebar grip, as shown.

**DESCRIPTION**


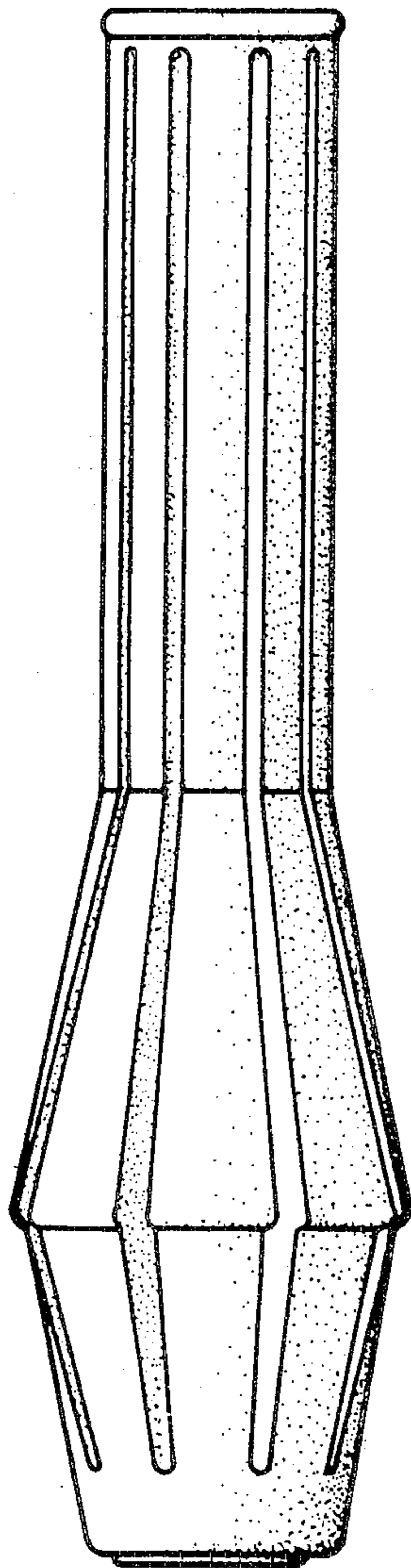
FIG. 1 is a side elevational view of a handlebar grip showing my new design;  
FIG. 2 is an end elevation view thereof; and  
FIG. 3 is an end elevation view thereof opposite to that shown in FIG. 2.



**FIG. 2**



**FIG. 1**



**FIG. 3**