

[54] TREE BRANCH CLIP

[75] Inventor: Peter K. McCully, Henderson, New Zealand

[73] Assignee: Illinois Tool Works Inc., Chicago, Ill.

[**] Term: 14 Years

[21] Appl. No.: 682,138

[22] Filed: Dec. 17, 1984

[52] U.S. Cl. D8/1

[58] Field of Search D8/1; 47/42-47; 24/339

[56] References Cited

U.S. PATENT DOCUMENTS

D. 221,459	8/1971	Wolf	D8/1 X
525,010	8/1894	Fuller	D8/1 X
3,315,411	4/1967	Fitzgerald	D8/1 X
4,099,299	7/1978	Bruggert et al.	47/44 X

4,319,428 3/1982 Fox 47/42
4,550,891 11/1985 Schäty 24/339

Primary Examiner—B. J. Bullock
Assistant Examiner—Brian N. Vinson
Attorney, Agent, or Firm—J. P. O'Brien; T. W. Buckman

[57] CLAIM

The ornamental design for a tree branch clip, as shown and described.

DESCRIPTION

FIG. 1 is a top plan view of a tree branch clip showing my new design, the bottom being substantially similar in appearance;

FIG. 2 is a side elevational view thereof;

FIG. 3 is a fragmentary opposite side elevational view thereof;

FIG. 4 is an end elevational view thereof, the opposite end being substantially similar in appearance; and

FIG. 5 is a sectional view taken in the direction of the arrows on line 5—5 of FIG. 2.

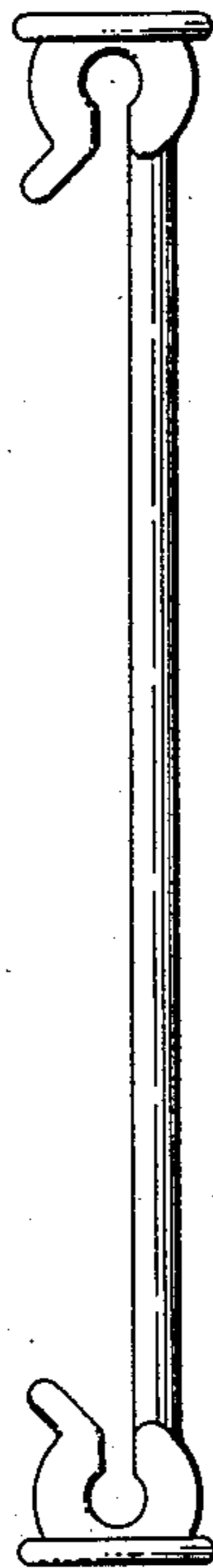


Fig. 1

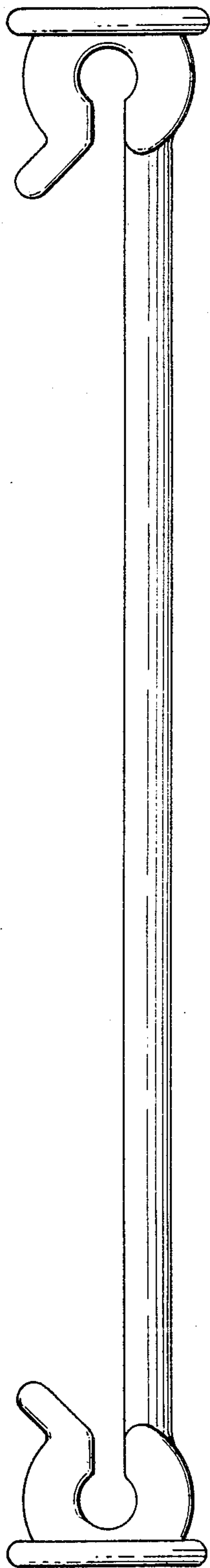


Fig. 2

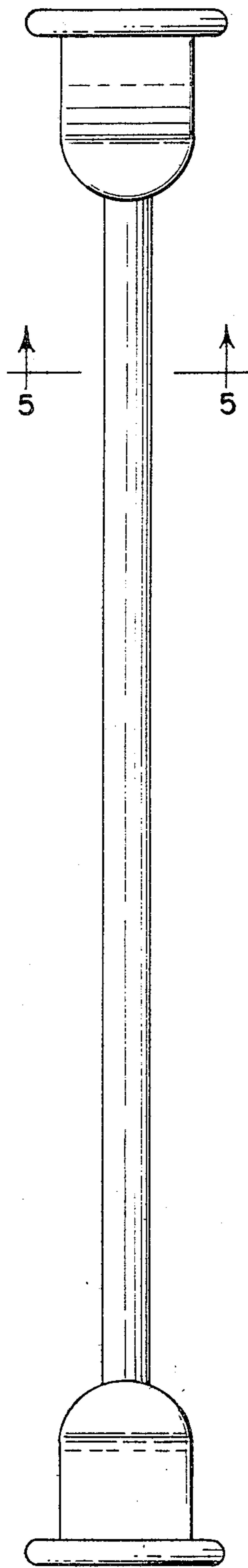


Fig. 3

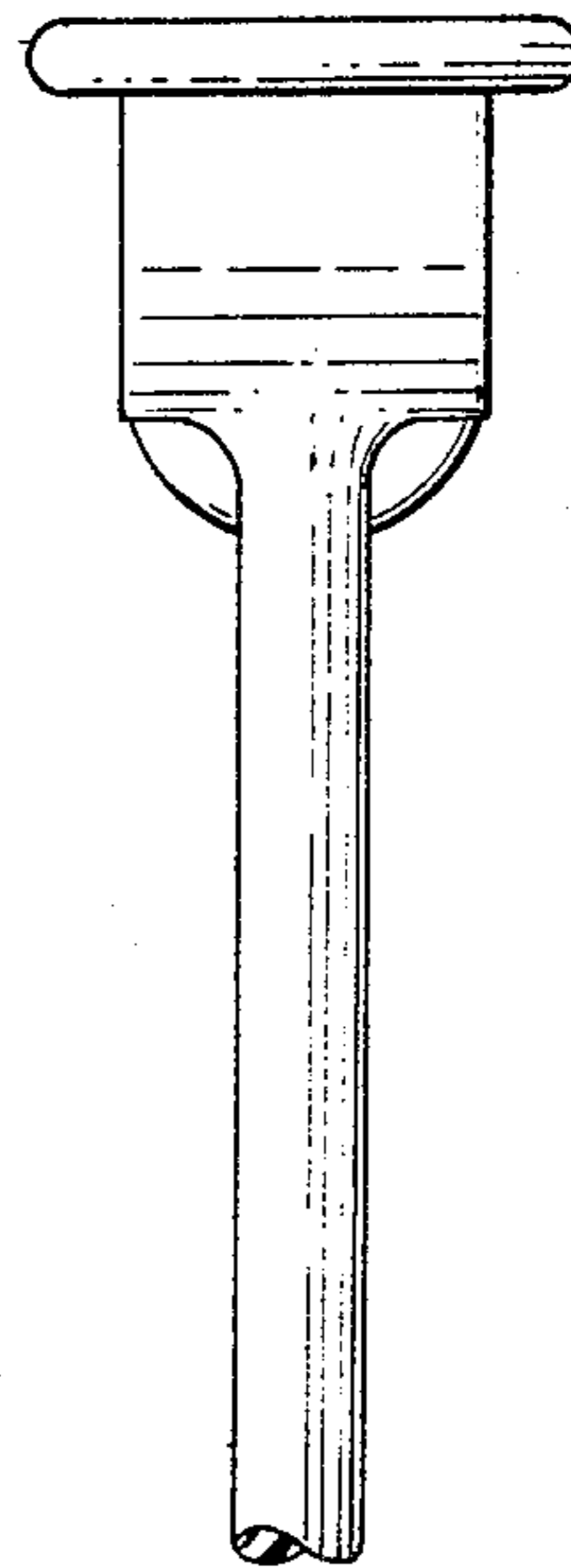


Fig. 4

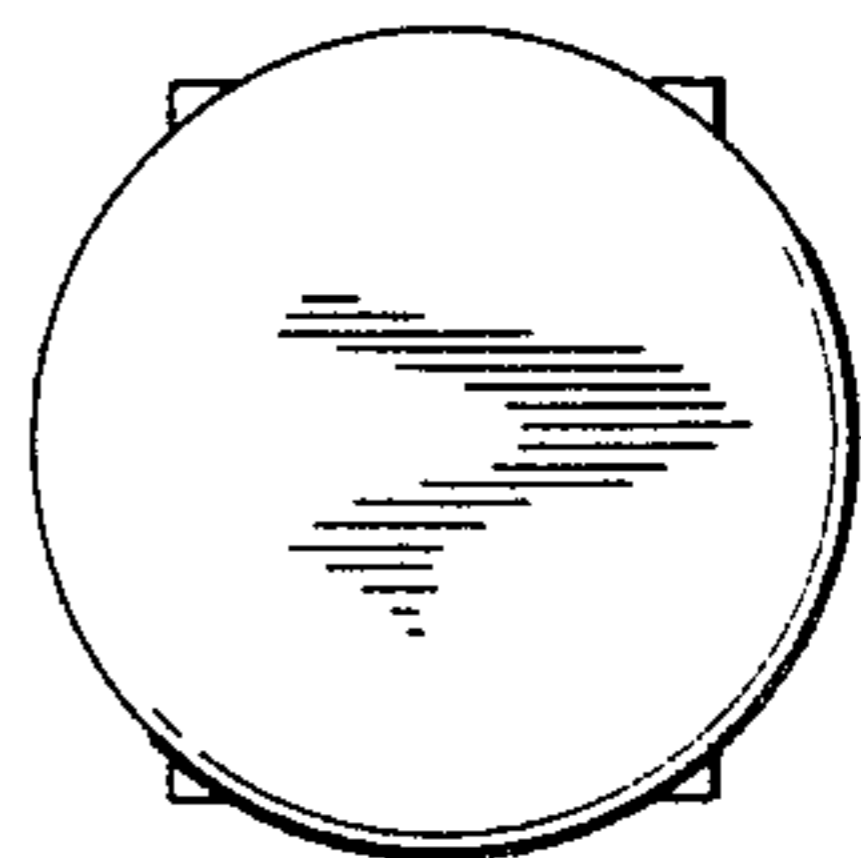


Fig. 5

