

[54] HANDLE FOR A CULINARY TOOL

[75] Inventor: Roger L. Kelly, Eau Claire, Wis.

[73] Assignee: Ekco Housewares, Inc., Franklin Park, Ill.

[**] Term: 14 Years

[21] Appl. No.: 598,177

[22] Filed: Apr. 9, 1984

[52] U.S. Cl. D7/395

[58] Field of Search D7/395, 393, 99, 361, D7/152, 151; D8/307, 107, 303; 16/111 R, 114 R, 114 A, 116 R; 30/340, 335, 329

[56] References Cited

U.S. PATENT DOCUMENTS

D. 96,002	6/1935	Amrine	D7/395
D. 188,686	8/1960	Maynard	D7/395
D. 215,472	9/1969	Potts	D7/99
D. 273,076	3/1984	Bodfish	D7/395
D. 275,440	9/1984	Matsuhisa	D7/361 X
1,965,354	7/1934	Patock	16/114 A
4,197,611	4/1980	Bell et al.	16/116 R

OTHER PUBLICATIONS

Tableware International 2-82, p. 18, Kitchen Utensils.

Primary Examiner—Bernard Ansher

Assistant Examiner—Linda Titolo

Attorney, Agent, or Firm—Robert D. Teichert

[57] CLAIM

The ornamental design for a handle for a culinary tool, as shown.

DESCRIPTION

FIG. 1 is a top plan view of a handle for culinary tool, showing my new design;
 FIG. 2 is a left side elevational view thereof;
 FIG. 3 is a bottom plan view thereof;
 FIG. 4 is a right side elevational view thereof;
 FIG. 5 is a rear elevational view thereof;
 FIG. 6 is a front elevational view thereof;
 FIG. 7 is a cross-sectional view thereof, taken on line 7—7 of FIG. 1;
 FIG. 8 is a cross-sectional view thereof, taken on line 8—8 of FIG. 7; and
 FIG. 9 is a cross-sectional view thereof, taken on line 9—9 of FIG. 7.

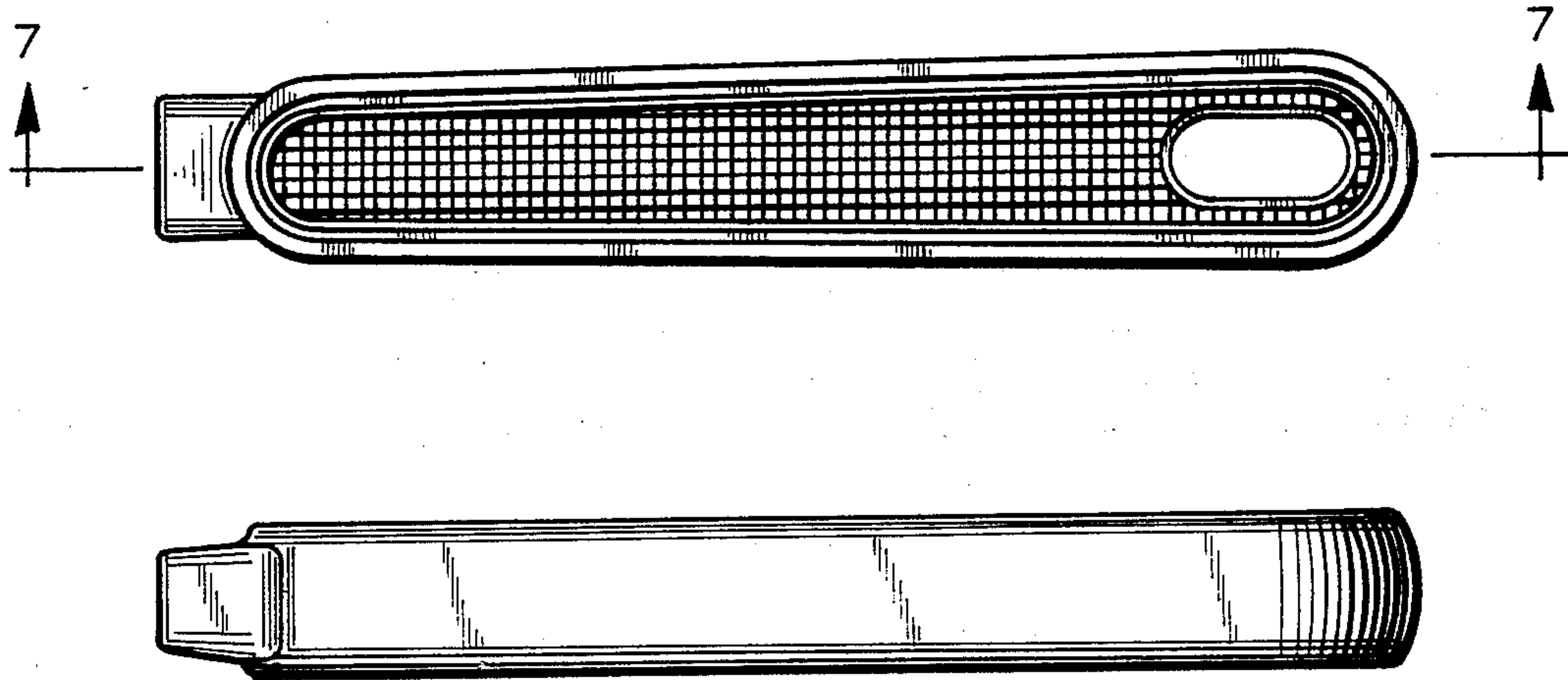


FIG. 1

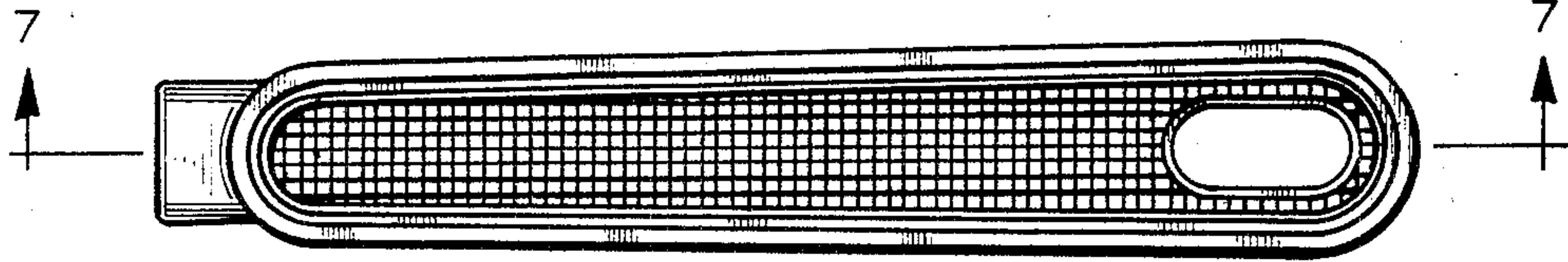


FIG. 2




FIG. 3




FIG. 4




FIG. 5

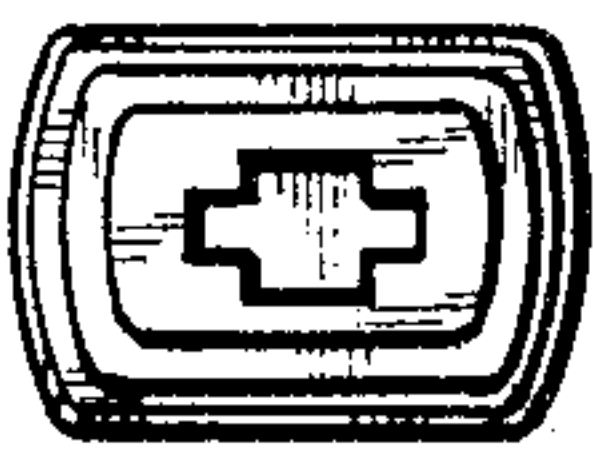


FIG. 8

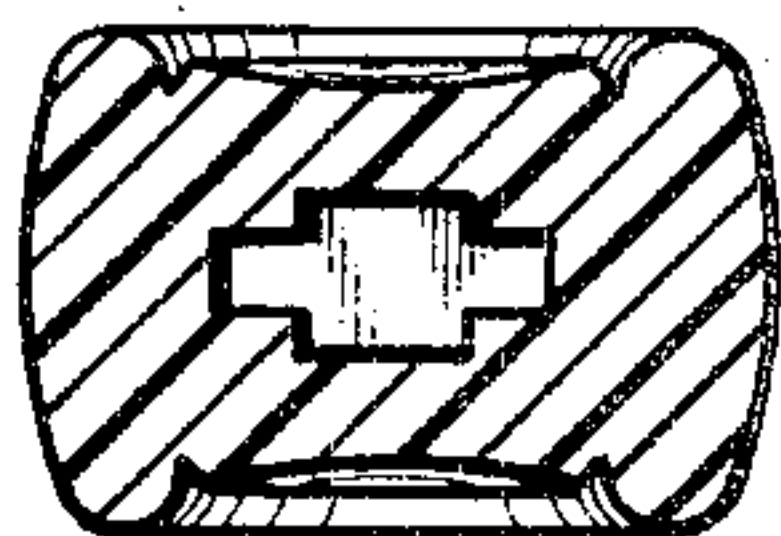


FIG. 9




FIG. 6

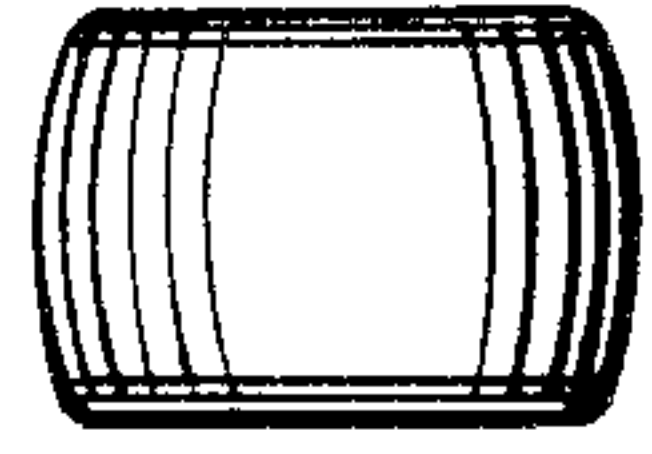


FIG. 7

