

[54] BOOMERANG

[76] Inventor: Michael K. Larson, R.R. 1, Box 157B, Waverly, Lancaster County, Nebr. 68462

[\*\*] Term: 14 Years

[21] Appl. No.: 606,227

[22] Filed: May 2, 1984

Related U.S. Application Data

[63] Continuation-in-part of Ser. No. 427,803, Sep. 29, 1982.  
[52] U.S. Cl. .... D21/82  
[58] Field of Search ..... D21/82, 85, 86, 87, D21/88, 89, 92; 273/426

[56] References Cited

U.S. PATENT DOCUMENTS

922,416 5/1909 Glaser et al. .... D21/82  
4,307,535 12/1981 Martin ..... 273/426

4,479,655 10/1984 Adler ..... 273/426

FOREIGN PATENT DOCUMENTS

830376 11/1983 World Int. Prop. O. .... 273/426

Primary Examiner—Charles A. Rademaker  
Attorney, Agent, or Firm—George R. Nimmer

[57] CLAIM

The ornamental design for boomerang, as shown and described.

DESCRIPTION

FIG. 1 is a top plan view of a boomerang showing my new design, the side opposite being substantially a mirror image;  
FIG. 2 is a side elevational view thereof, the side opposite being substantially a mirror image;  
FIG. 3 is a cross-sectional view thereof taken along line 3—3 in FIG. 1; and  
FIG. 4 is a top plan view of a modified form of the design shown in FIGS. 1 through 3, shown on a slightly reduced scale.

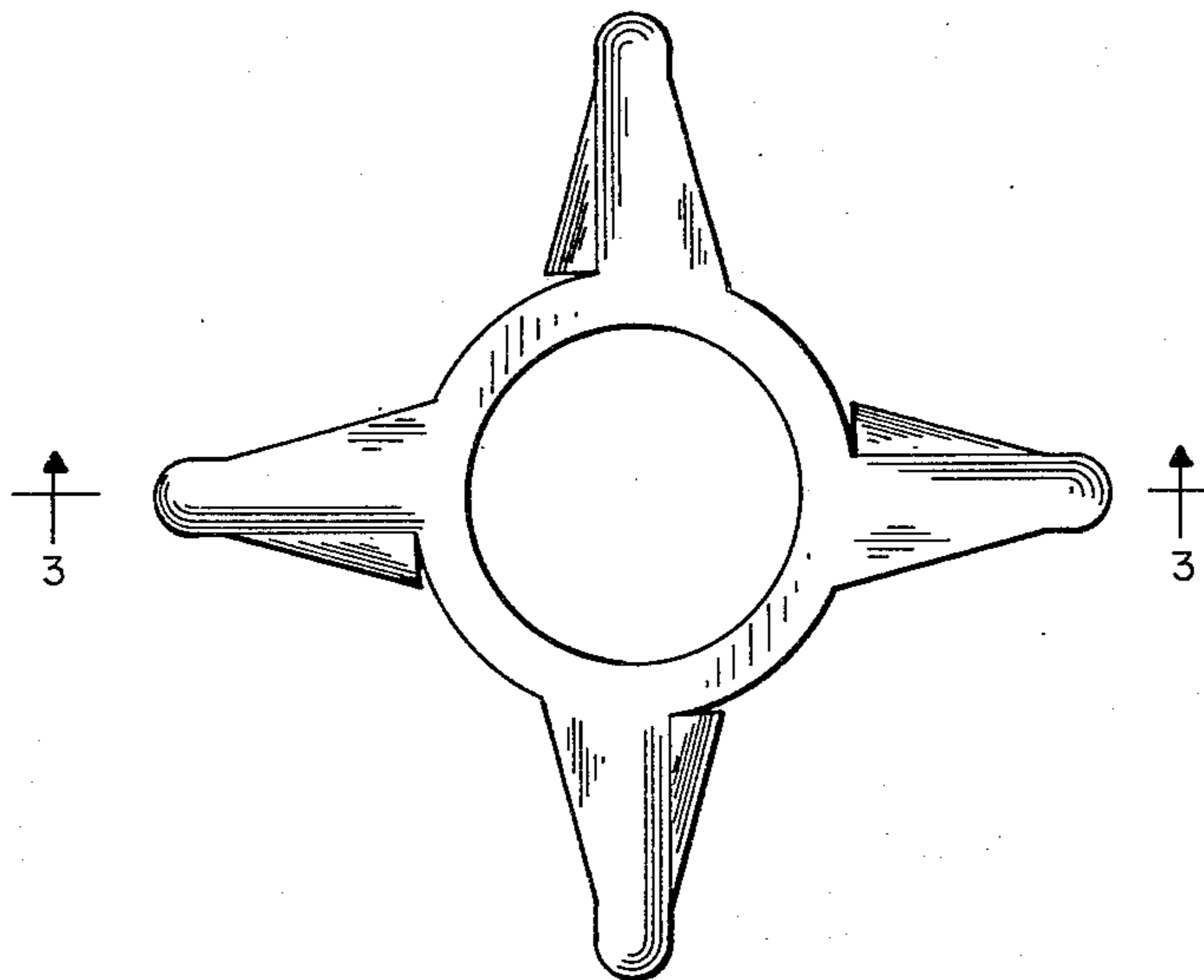


FIG. 1

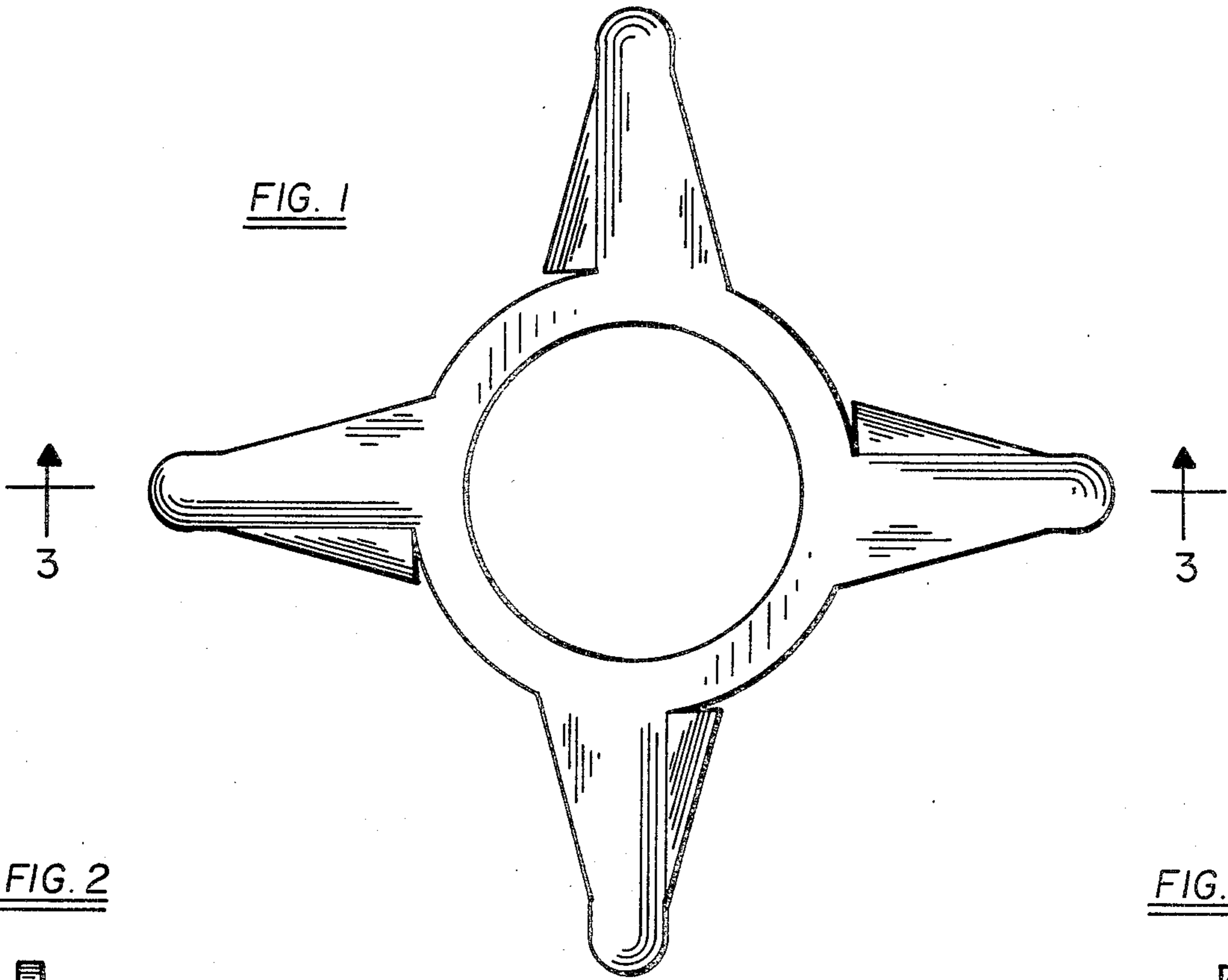


FIG. 2

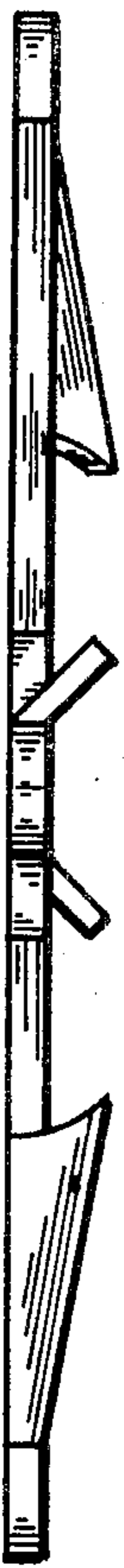


FIG. 3



FIG. 4

