

[54] COMBINED CALCULATOR AND DESK TIDY

[75] Inventor: Chun W. Lung, Kwai Chung, Hong Kong

[73] Assignee: Cyberman Consultant Company Limited, Kwai Chung, Hong Kong

[**] Term: 14 Years

[21] Appl. No.: 631,875

[22] Filed: Jul. 18, 1984

[30] Foreign Application Priority Data

Jan. 27, 1984 [GB] United Kingdom 1017542

[52] U.S. Cl. D18/2; D18/7; D19/77

[58] Field of Search D18/2, 6-8, D18/11, 12; D19/75, 77; 206/214; 200/5 A; 364/706-710; D10/71, 62; D3/30.1

[56] References Cited

U.S. PATENT DOCUMENTS

D. 245,109 7/1977 Yoshioka D18/7

D. 252,935 9/1979 Henkels D19/75 X
D. 271,025 10/1983 Li D18/2

FOREIGN PATENT DOCUMENTS

720123 2/1932 France 206/214

Primary Examiner—Louis S. Zarfes
Attorney, Agent, or Firm—Owen, Wickersham & Erickson

[57] CLAIM

The ornamental design for a combined calculator and desk tidy, substantially as shown and described.

DESCRIPTION

FIG. 1 is a top plan view of a combined calculator and desk tidy embodying my new design, shown closed.

FIG. 2 is a right side elevational view of the combined calculator and desk tidy in open condition.


FIG. 3 is a right side elevational view thereof, shown closed.

FIG. 4 is a top plan view thereof, shown open.

FIG. 5 is a front elevational view thereof, shown open.

FIG. 6 is a perspective view of the open combined calculator and desk tidy.

FIG. 7 is a rear elevational view thereof shown open.






FIG 1



FIG 3

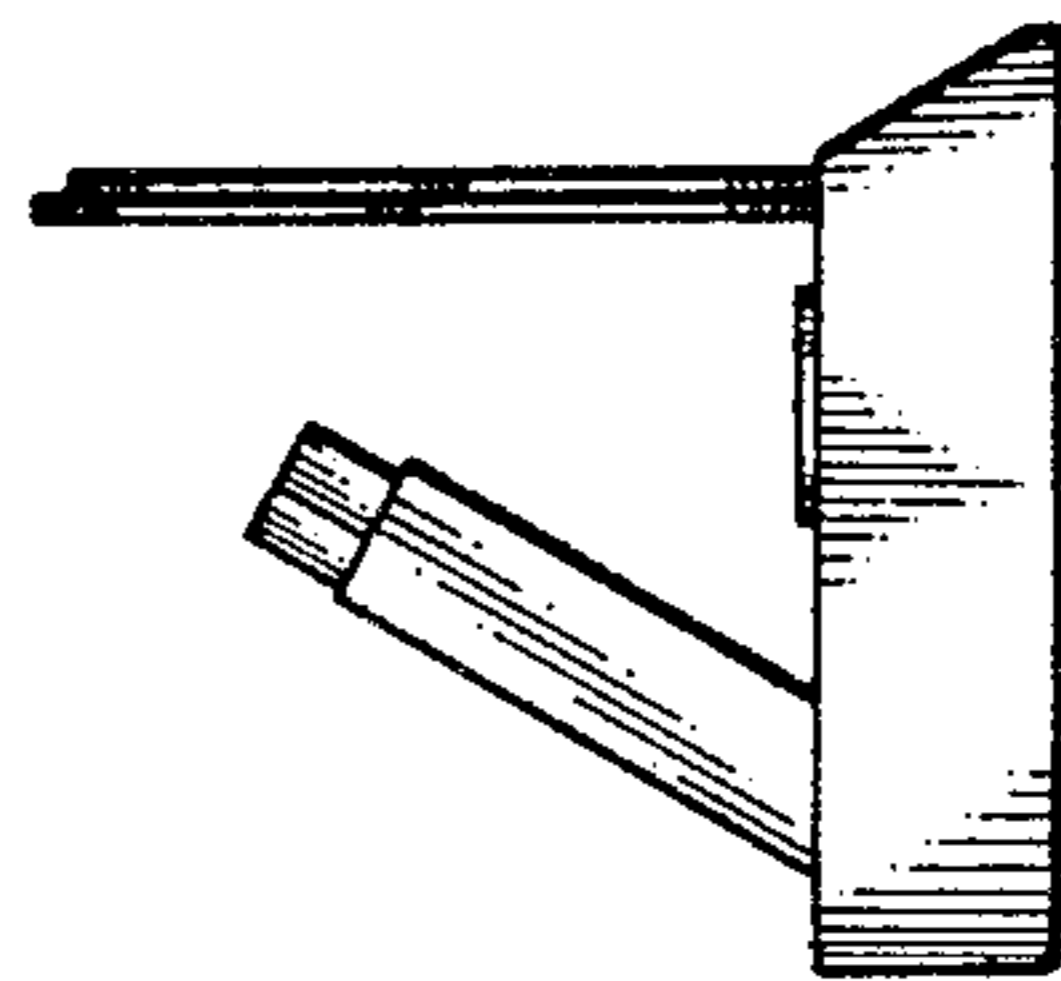


FIG 2

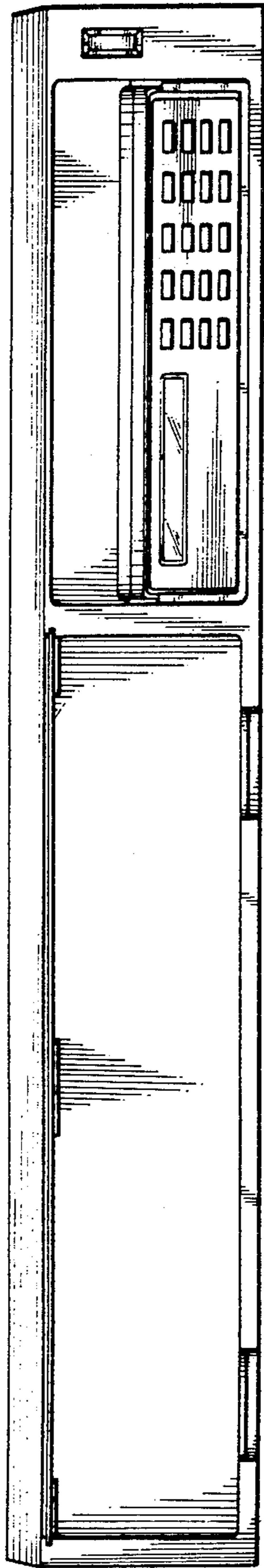


FIG. 4

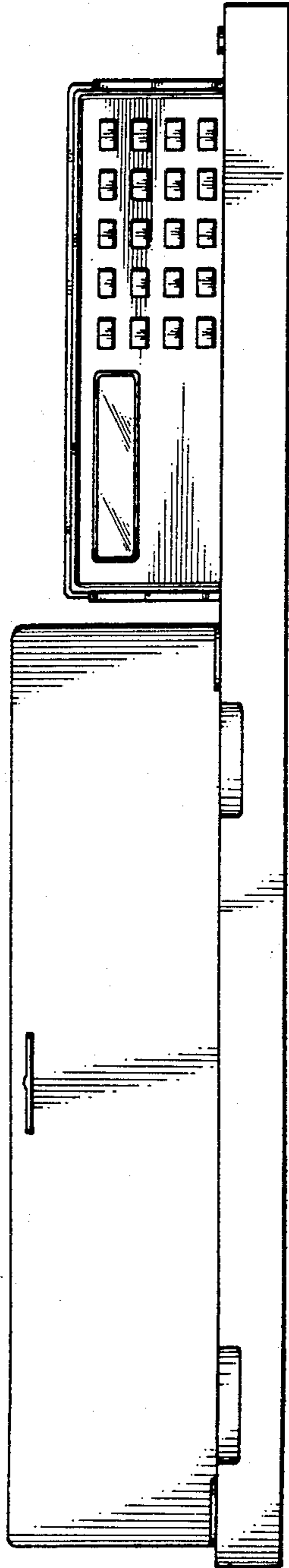
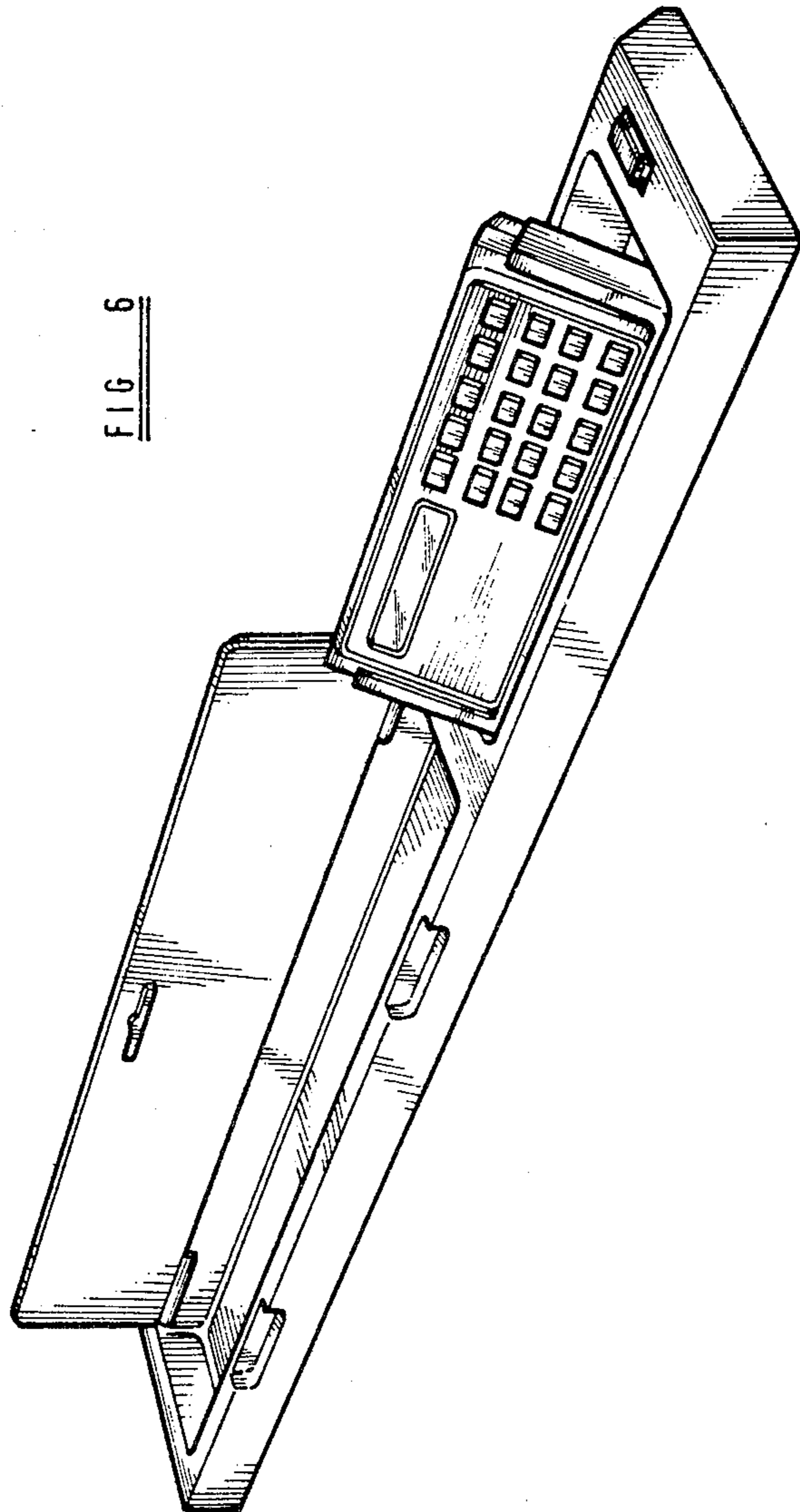


FIG. 5

FIG 6



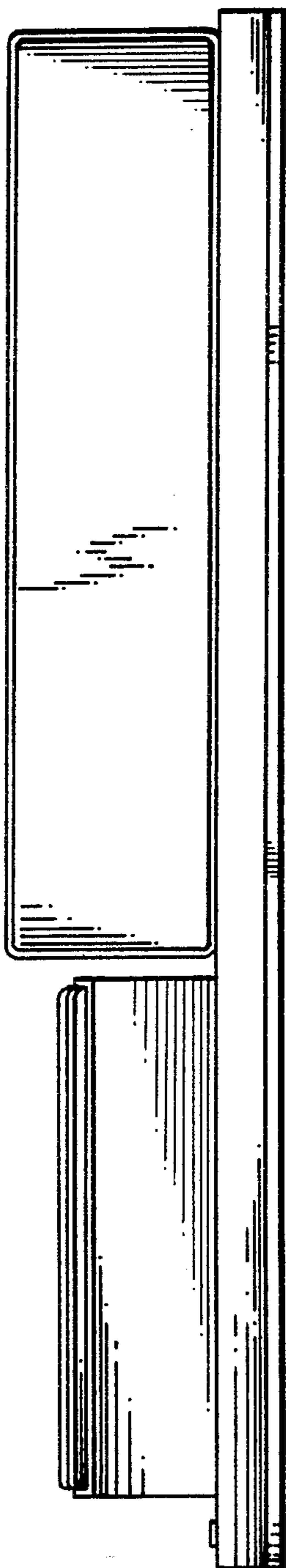


FIG. 7