

[54] ELECTRONIC THERMOMETER

[75] Inventor: Koichi Ueno, Tokyo, Japan

[73] Assignee: Toshiba Glass Co., Ltd., Shizuoka, Japan

[**] Term: 14 Years

[21] Appl. No.: 647,472

[22] Filed: Sep. 5, 1984

[30] Foreign Application Priority Data

Mar. 8, 1984 [JP] Japan 59-8958

[52] U.S. Cl. D10/57; D10/103

[58] Field of Search D10/57, 60, 49-53, D10/102, 103; 374/183-185, 208

[56] References Cited

U.S. PATENT DOCUMENTS

- D. 114,899 5/1939 Lipic D10/53
- D. 254,189 2/1980 Prosky D10/57
- D. 254,720 4/1980 Hirsch D10/60

- D. 254,725 4/1980 Rawson D10/60
- D. 268,333 3/1983 Kojima D10/57
- D. 268,991 5/1983 Bilgutay D10/57 X
- 4,174,631 11/1979 Hammerslag 374/208 X
- 4,371,271 2/1983 Bellet 374/208 X
- 4,579,464 4/1986 Yamazaki 374/183 X

Primary Examiner—Nelson C. Holtje
Attorney, Agent, or Firm—Finnegan, Henderson, Farabow, Garrett & Dunner

[57] CLAIM

The ornamental design for an electronic thermometer, substantially as shown and described.

DESCRIPTION

FIG. 1 is a front elevational view of an electronic thermometer showing my new design;
FIG. 2 is a right side elevational view thereof;
FIG. 3 is a rear elevational view thereof;
FIG. 4 is a longitudinal cross sectional view of FIG. 1 as taken in a plane including a center line;
FIG. 5 is a top plan view thereof; and
FIG. 6 is a bottom plan view thereof.



FIG. 1

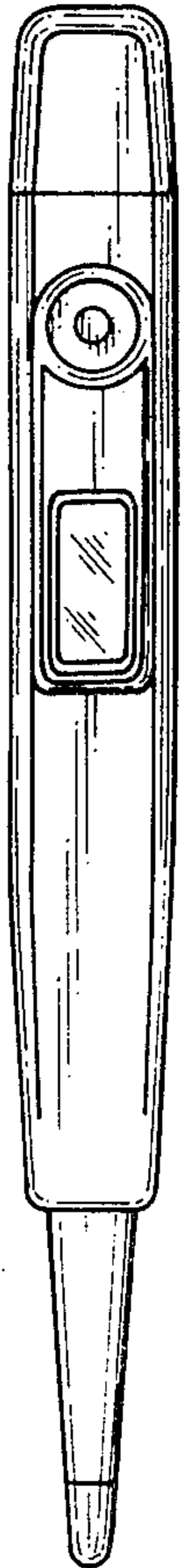


FIG. 2




FIG. 3




FIG. 4

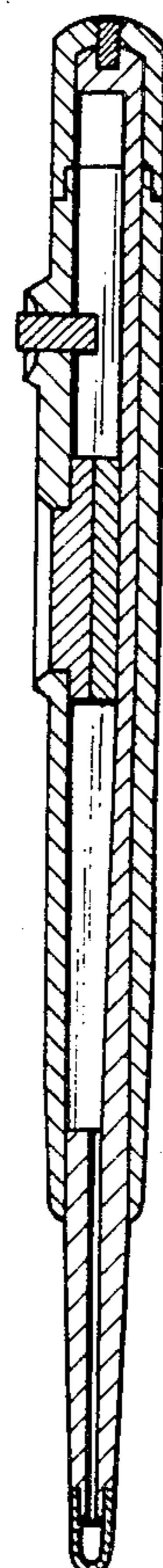


FIG. 5



FIG. 6

