

[54] GLOVE PAD

[76] Inventor: Remo Berlese, 31036 Ospedaletto di Istrana, Via Castellana, 90 Zona Ind., Treviso, Italy

[\*\*] Term: 14 Years

[21] Appl. No.: 653,951

[22] Filed: Sep. 21, 1984

[52] U.S. Cl. .... D29/22

[58] Field of Search ..... D2/360, 361, 372, 373, D2/374, 375, 376, 377; 2/161 R, 161 A, 16, 159, 160

[56] References Cited

U.S. PATENT DOCUMENTS

- D. 240,975 8/1976 Gregory ..... D2/361
- D. 248,898 8/1978 DeLeone et al. .... D2/361
- D. 278,660 5/1985 Fox ..... D2/373

- D. 279,832 7/1985 Haro ..... D2/377
- 3,605,117 9/1971 Latina ..... 2/16
- 3,882,548 5/1975 Shinagawa et al. .... 2/161 A
- 3,918,096 11/1975 Lim ..... 2/161 A
- 4,042,975 8/1977 Elliott, Jr. et al. .... 2/19

Primary Examiner—Carmen H. Vales  
Attorney, Agent, or Firm—Koppel & Harris

[57] CLAIM

The ornamental design for a glove pad, as shown and described.

DESCRIPTION

FIG. 1 is a front elevational view of a glove pad showing my new design, the right hand version being a mirror image thereof;

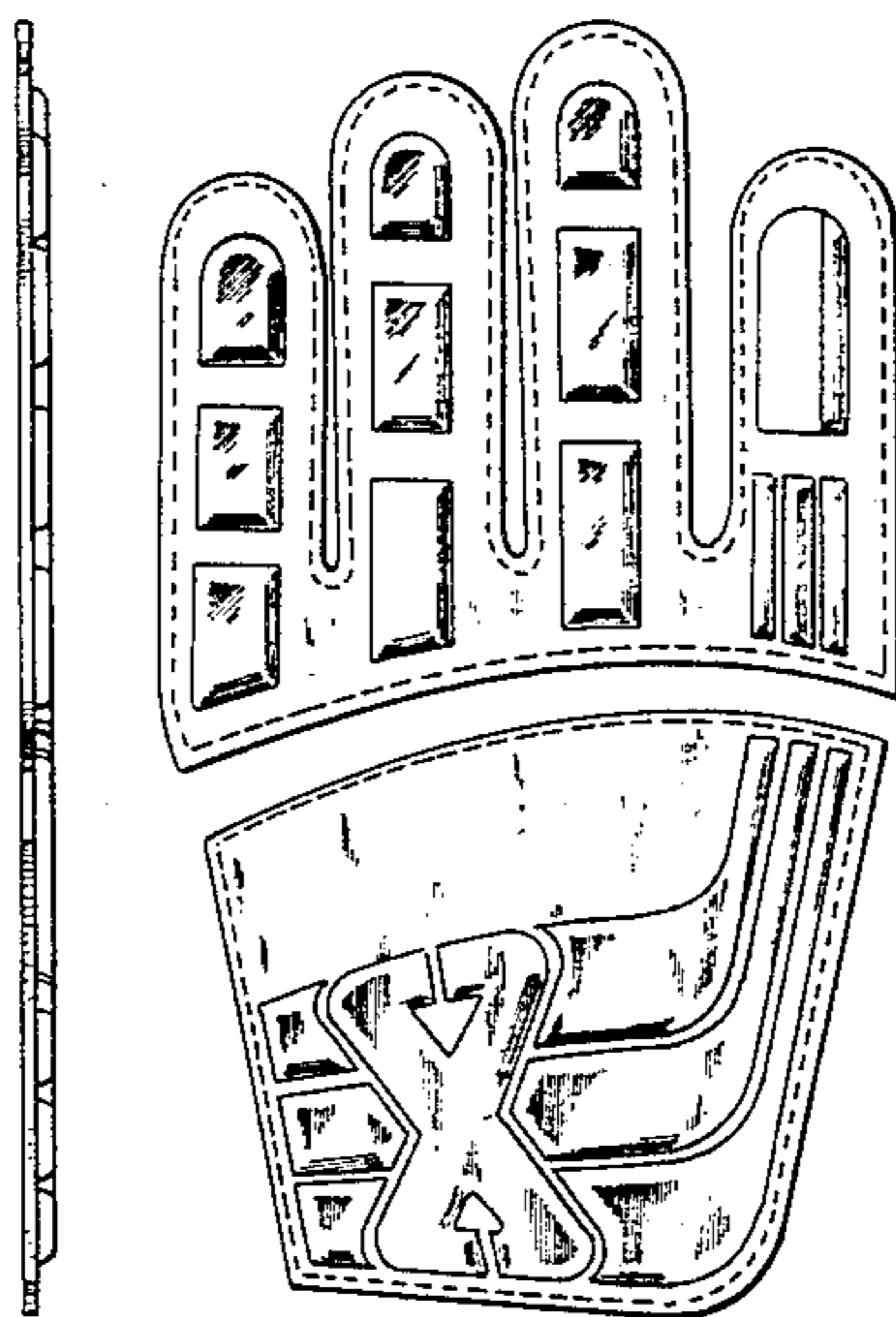
FIG. 2 is a top plan view thereof;

FIG. 3 is a left side elevational view thereof;

FIG. 4 is a rear elevational view thereof;

FIG. 5 is a right side elevational view thereof; and

FIG. 6 is a bottom plan view thereof.



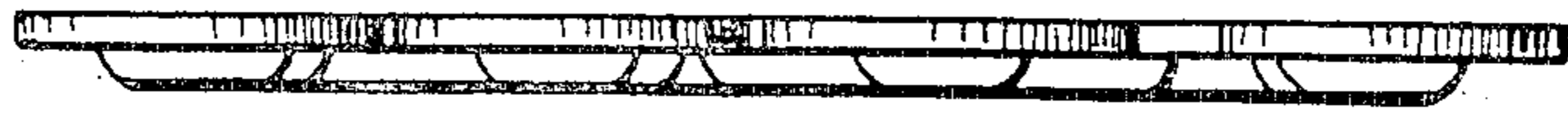


Fig. 2.




Fig. 3.

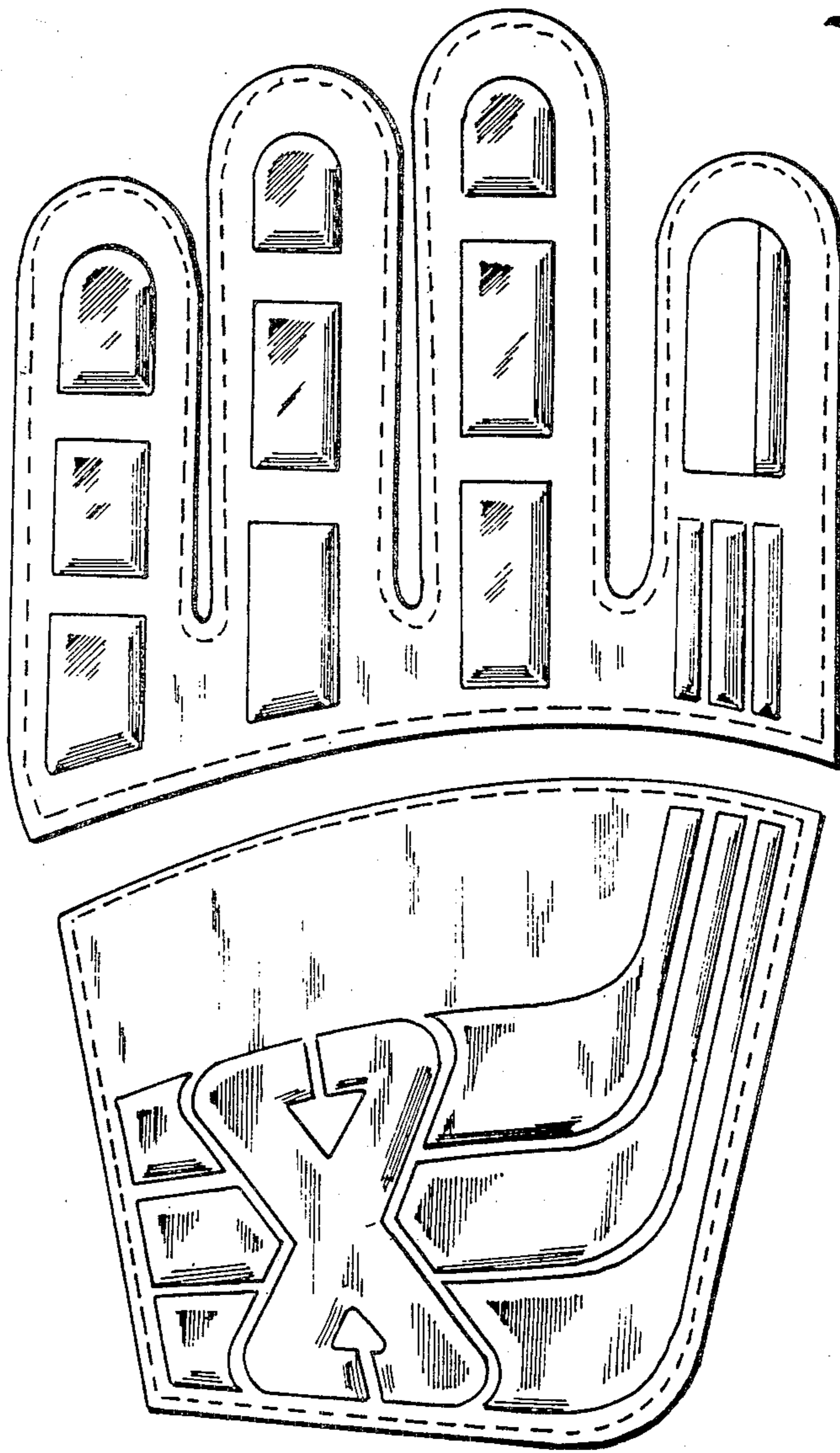


Fig. 1.

Fig. 4.

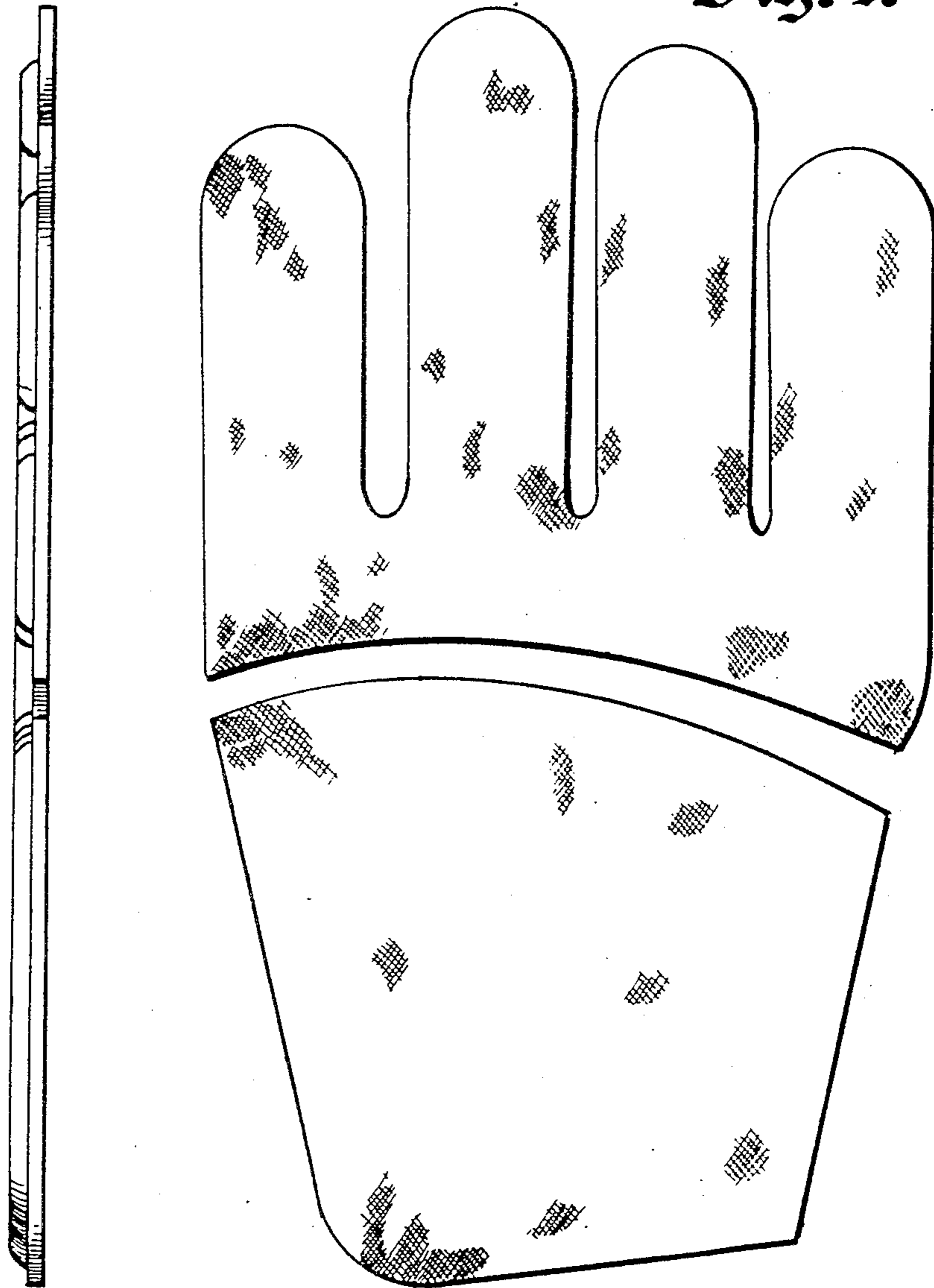


Fig. 5.



Fig. 6.