

[54] TELEPHONE SET BASE

[75] Inventors: Gerhart F. Klaiber, Paradise Valley, Ariz.; Donald Foggia, Ocean, N.J.

[73] Assignee: Vodavi Technology Corporation, Scottsdale, Ariz.

[**] Term: 14 Years

[21] Appl. No.: 652,731

[22] Filed: Sep. 21, 1984

[52] U.S. Cl. D14/62; D14/58; D14/57

[58] Field of Search D14/52, 53, 60, 58, D14/62; 179/179, 100 R, 100 C, 100 D, 100 L, 101, 102

[56] References Cited

U.S. PATENT DOCUMENTS

D. 232,230	7/1974	Davis et al.	D14/58
D. 248,300	6/1978	Hirasawa et al.	D14/58
D. 265,734	8/1982	Mahan	D14/60
D. 267,873	2/1983	Brown	D14/58
D. 273,107	3/1984	Breger	D14/58
D. 275,481	9/1984	Foggia et al.	D14/58
D. 276,338	11/1984	Pardo	D14/60

D. 278,337	4/1985	Banko	D14/58
D. 282,167	1/1986	Brown	D14/58
D. 282,168	1/1986	Brown	D14/58
D. 282,258	1/1986	Brown	D14/60
D. 282,740	2/1986	Rood	D14/52
D. 282,745	2/1986	Brown	D14/60

OTHER PUBLICATIONS

B. A. Pargh Co. Inc.©1983 catalog; "Webcor" #512BK Cordless on cover & p. 23.

"The Sharper Image"; booklet, Future of the Telephone; Code-A-Phone #UC257 at p. 29.

Primary Examiner—Wallace R. Burke

Assistant Examiner—Horace B. Fay

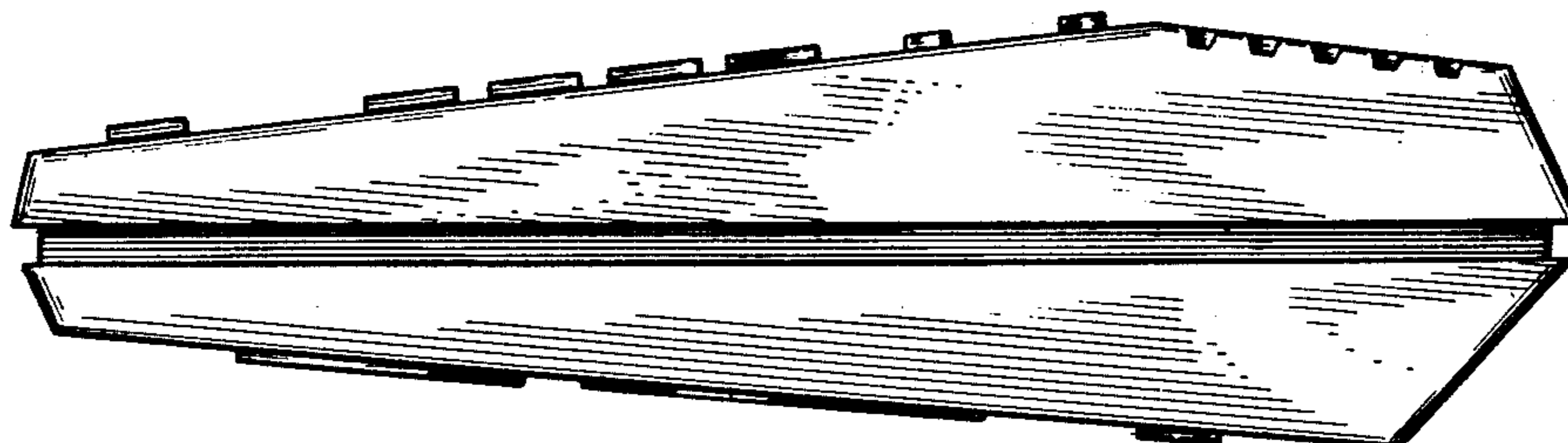

Attorney, Agent, or Firm—Ratner & Prestia

[57] CLAIM

The ornamental design for a telephone set base, substantially as shown and described.

DESCRIPTION

FIG. 1 is a left side, top and front perspective view of a telephone set base showing our new design; FIG. 2 is a right side elevational view thereof; FIG. 3 is a top plan view thereof; FIG. 4 is a front elevational view thereof; and FIG. 5 is a rear elevational view thereof.






Fig. 1

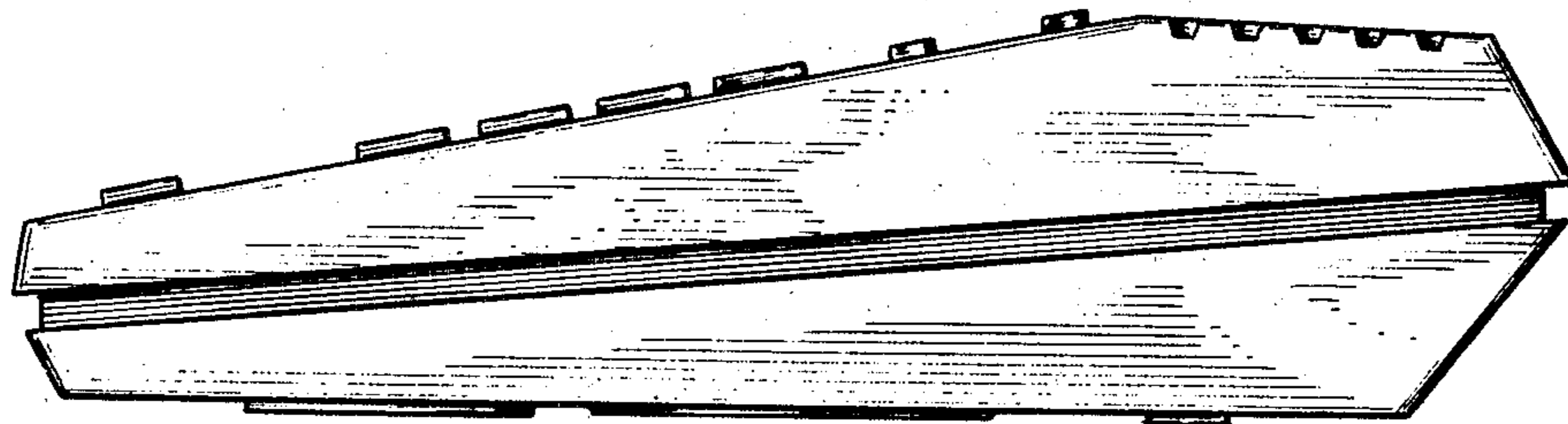


Fig. 2

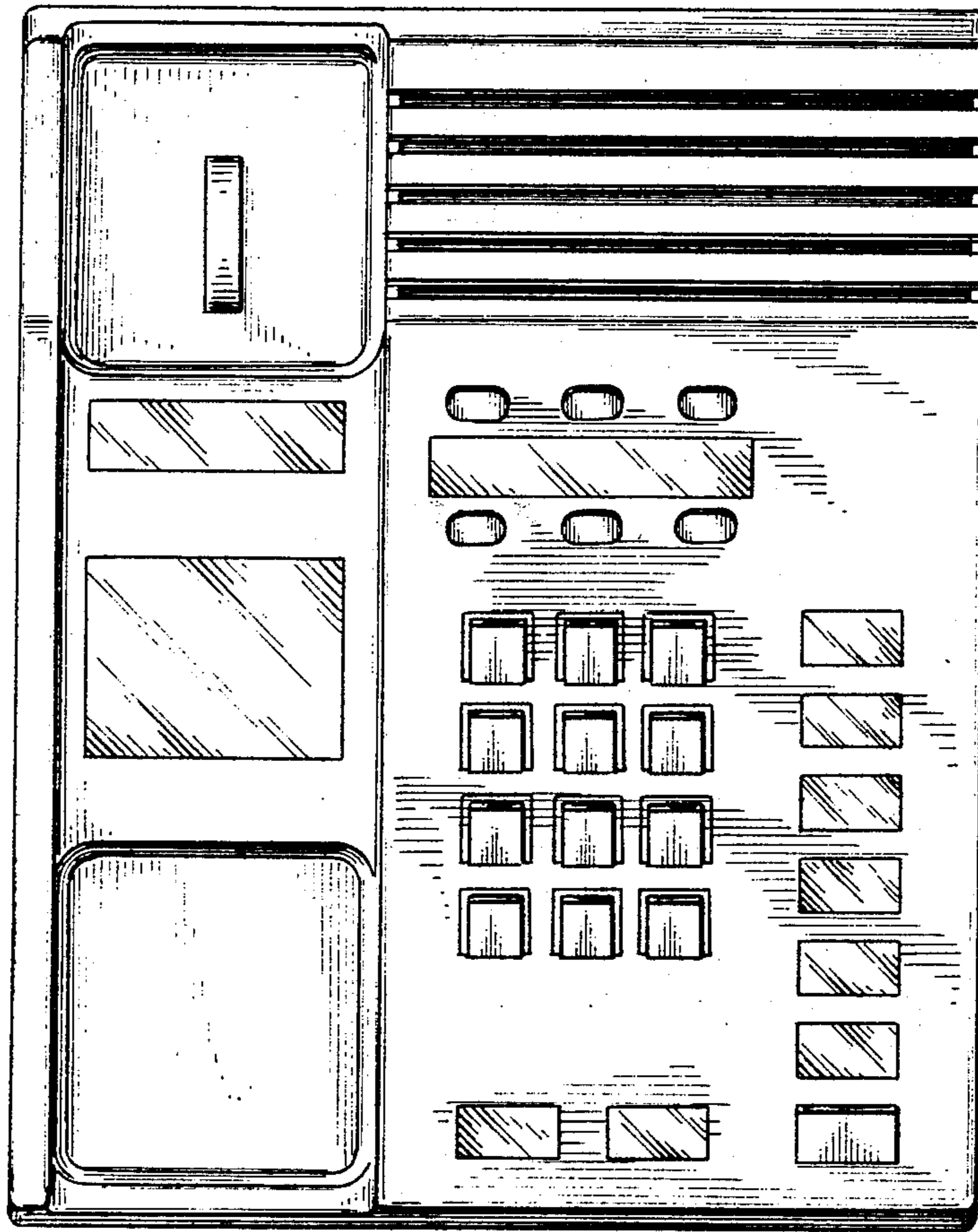


Fig. 3

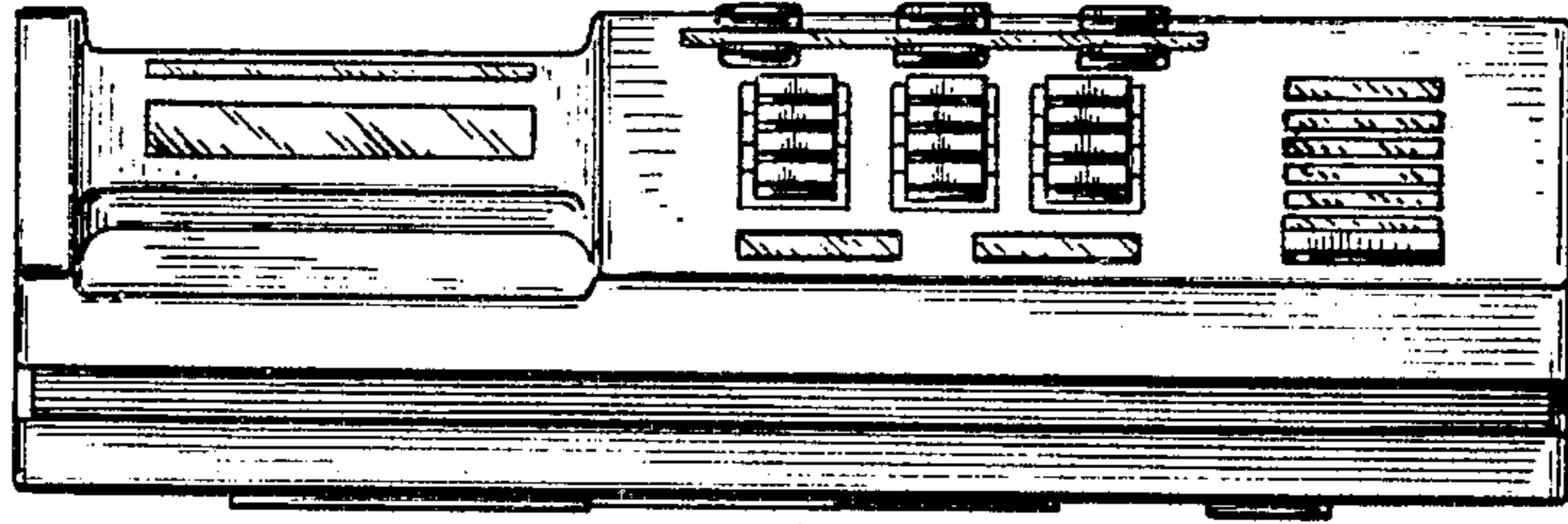


Fig. 4




Fig. 5