

[54] COMPUTER WORKSTATION

[75] Inventor: Carlos V. Ugalde, San Dimas, Calif.

[73] Assignee: Continental Engineering Group, Inc., Irwindale, Calif.

[**] Term: 14 Years

[21] Appl. No.: 813,000

[22] Filed: Dec. 24, 1985

[52] U.S. Cl. D6/474; D6/425; D34/21

[58] Field of Search D6/422-428, D6/429-430, 474, 433; D14/114; D34/20, 21, 22; 312/351

[56] References Cited

U.S. PATENT DOCUMENTS

- D. 224,059 6/1972 Maisak et al. D34/22
- D. 235,295 6/1975 Junion D34/21
- D. 274,962 8/1974 Noonchester D34/20
- D. 282,513 2/1986 Wolford D6/429

OTHER PUBLICATIONS

- Devoke Data Products* Fall-Winter '84 p. 3; Workstation Desk at bottom right on page.
- Global Computer Supplies catalog P33, 1983, p. 18.
- Global Computer Supplies catalog, 1985, pp. 76 and 77.
- Global Computer Supplies catalog C52, pp. 75 and 79.
- Global Computer Supplies catalog, Summer 1985, p. 75.

OPD catalog, "Office Environment Furnishings", Oct. 1983, p. 80.

The Office catalog, May 1984, p. 228.

The Office catalog, Sep. 1985, p. 190.

Modern Office Technology catalog, May 1985, p. 104.

OPD catalog, (Simonton Industries, Inc. items), Jun. 1985, p. 59.

Devoke Data Products catalog, 1985 Workstation Planning Guide, p. 19.

Devoke Data Products catalog, Summer/Fall 1985, p. 13 and back cover.

The Drawing Board Computer Supplies catalog, Fall 1985, pp. 14 to 17.

DEMCO catalog, Quality Microcomputer Supplies and Furniture, Fall 1985, pp. 11, 12, 13 and back cover.

Pryor Co. catalog, Winter 1985, p. 46.

MISCO catalog, Winter/Summer 1985, p. 28.

Primary Examiner—Carmen H. Vales

Attorney, Agent, or Firm—Boniard I. Brown

[57] CLAIM

The ornamental design for a computer workstation, as shown and described.

DESCRIPTION

FIG. 1 is a front perspective view of a computer workstation showing my new design;

FIG. 2 is a rear perspective view thereof;

FIG. 3 is a front perspective view, with the shelves retracted;

FIG. 4 is a top plan view thereof; and

FIG. 5 is a bottom plan view thereof.

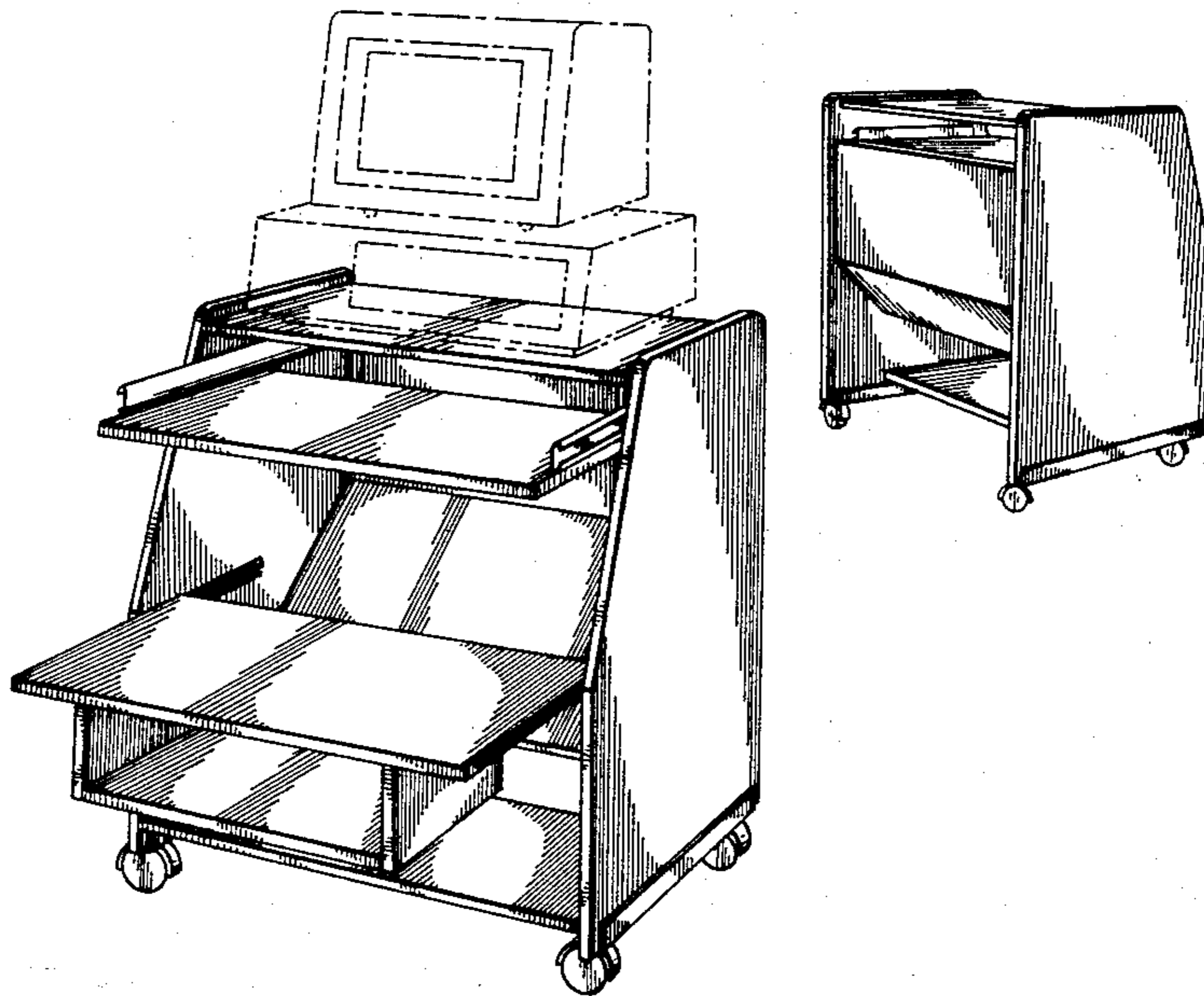


FIG-1




FIG-2

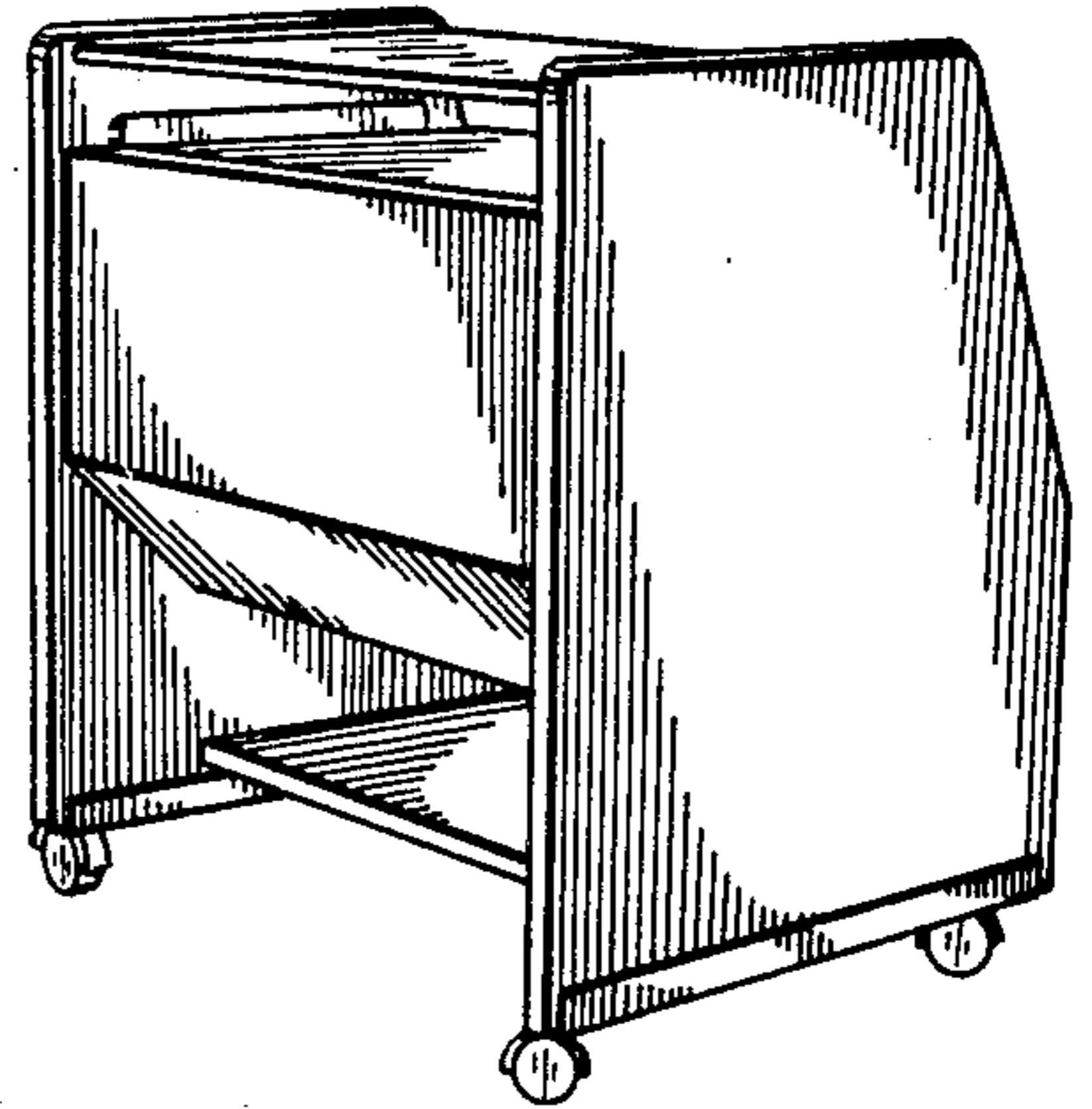


FIG-3

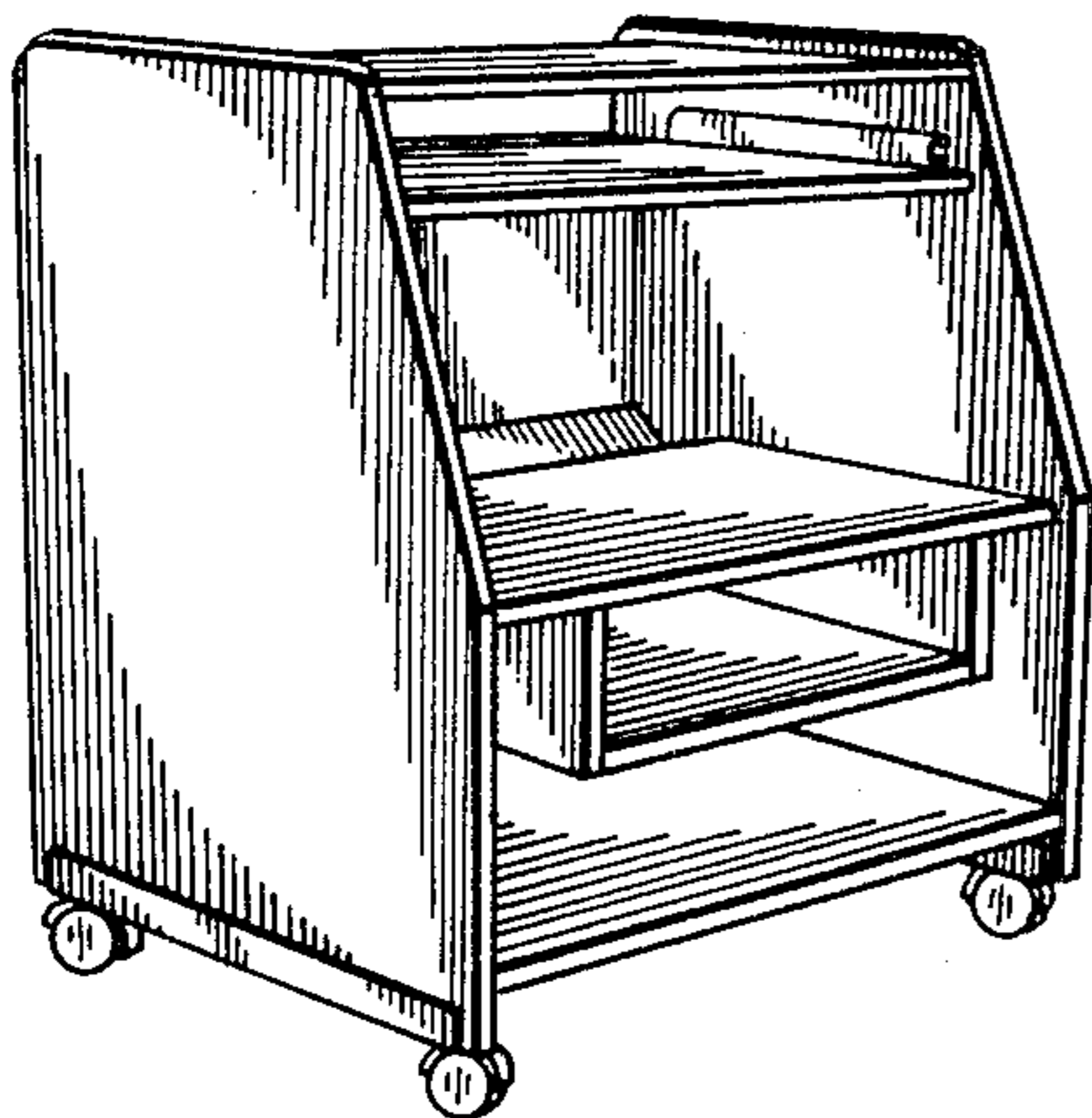


FIG-4

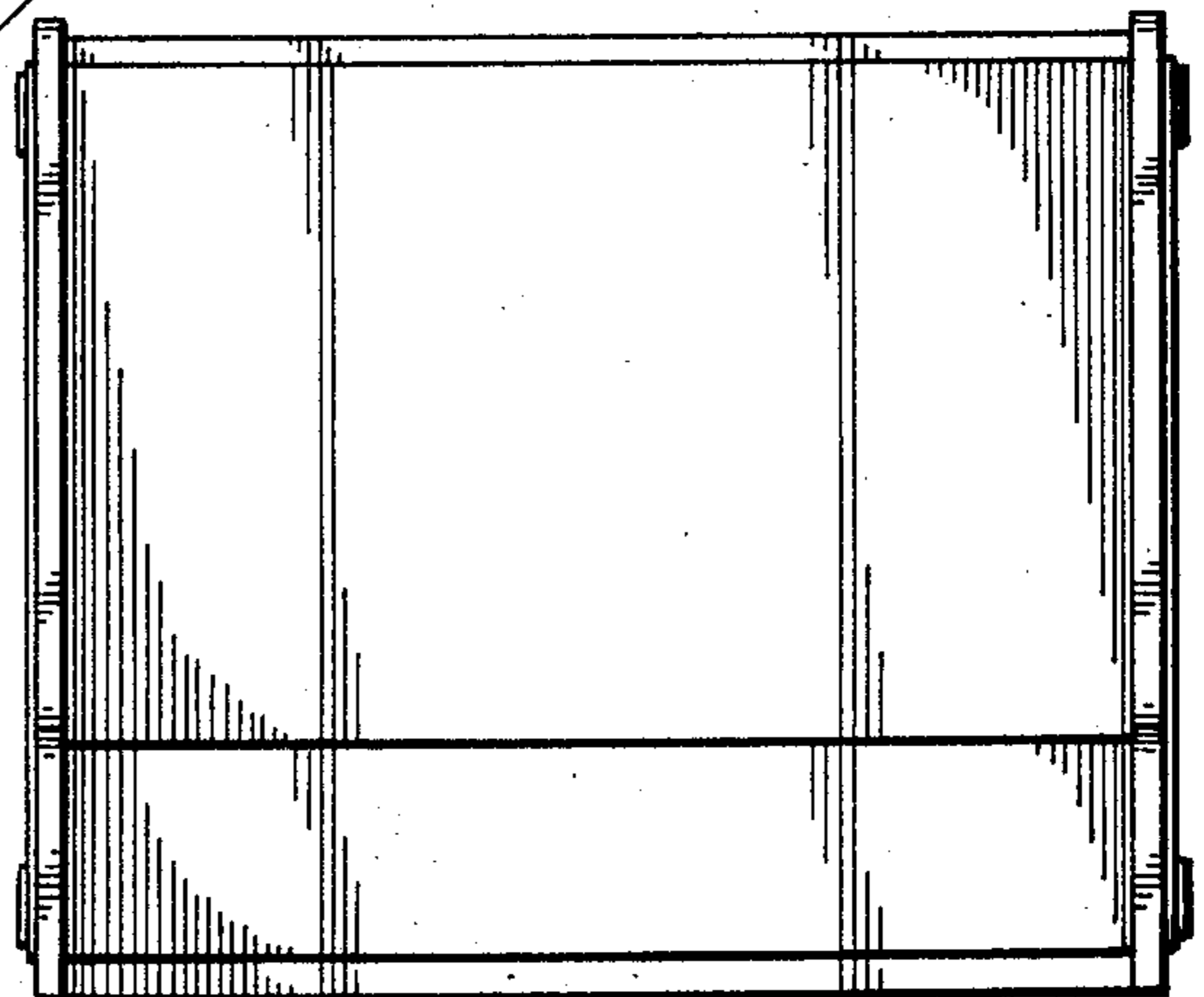


FIG-5

