

[54] PAINT ROLLER

[75] Inventor: Kiyoshi Hori, Osaka, Japan

[73] Assignee: Nippon Paint Co., Ltd., Osaka, Japan

[*] Notice: The portion of the term of this patent subsequent to Aug. 31, 1990 has been disclaimed.

[**] Term: 14 Years

[21] Appl. No.: 473,441

[22] Filed: Mar. 9, 1983

[30] Foreign Application Priority Data

Sep. 10, 1982 [JP] Japan 57-41576

[52] U.S. Cl. D4/123

[58] Field of Search D4/122, 123, 121; 15/230.11; 29/110, 110.5, 120

[56] References Cited

U.S. PATENT DOCUMENTS

- D. 241,274 8/1976 Hori D4/123
- D. 241,374 9/1976 Hori D4/123
- D. 241,375 9/1976 Hori .
- D. 267,054 11/1982 Hori .
- D. 267,131 12/1982 Hori .

- D. 267,132 12/1982 Hori .
- D. 267,367 12/1982 Hori .
- D. 267,368 12/1982 Hori .
- D. 267,755 2/1983 Hori D4/123
- D. 268,147 3/1983 Hori D4/123
- D. 268,227 3/1983 Hori D4/123
- D. 268,228 3/1983 Hori D4/123
- D. 268,229 3/1983 Hori D4/123
- D. 268,230 3/1983 Hori D4/123
- D. 268,231 3/1983 Hori D4/123
- D. 269,924 8/1983 Hori D4/123

Primary Examiner—Catherine E. Kemper
Attorney, Agent, or Firm—Wenderoth, Lind & Ponack

[57] CLAIM

The ornamental design for paint roller, substantially as shown and described.

DESCRIPTION

- FIG. 1 is a front elevational view of a paint roller showing my design;
- FIG. 2 is a rear elevational view thereof;
- FIG. 3 is a left end elevational view thereof;
- FIG. 4 is a right end elevational view thereof;
- FIG. 5 is a top plan view thereof;
- FIG. 6 is a bottom plan view thereof;
- FIG. 7 is a perspective view thereof.



FIG. 1




FIG. 2




FIG. 3




FIG. 4



FIG. 5




FIG. 6




FIG. 7

