

[54] SHOE INSOLE

[75] Inventor: Robert L. Peterson, Taichung, Taiwan

[73] Assignee: Pensa, Inc., Portland, Oreg.

[**] Term: 14 Years

[21] Appl. No.: 834,866

[22] Filed: Feb. 24, 1986

[52] U.S. Cl. D2/318; D2/320

[58] Field of Search D2/318, 319, 320, 274; 36/32 R, 59 C, 43, 44

[56]

References Cited

U.S. PATENT DOCUMENTS

- D. 39,747 1/1909 McKenna D2/320
- D. 117,383 10/1939 Perault .
- D. 161,449 1/1951 Hoza D2/319
- D. 186,154 9/1959 Zerkowitz D2/320 X
- D. 192,023 1/1962 Messinger D2/320
- D. 247,658 4/1978 Keen D2/320
- D. 266,371 10/1982 Stubblefield .
- D. 266,372 10/1982 Stubblefield .
- D. 272,294 1/1984 Watanabe .
- D. 275,146 8/1984 Kilgore .

- D. 281,641 12/1985 Shiki D2/320
- 4,075,772 2/1978 Sicurella .
- 4,133,118 1/1979 Khalsa et al. .
- 4,266,349 5/1981 Schmohl .
- 4,316,335 2/1982 Giese et al. .
- 4,534,121 8/1984 Autry .
- 4,586,273 5/1986 Chapnick 36/44

FOREIGN PATENT DOCUMENTS

- 62507 9/1972 Australia .

Primary Examiner—Nelson C. Holtje

Attorney, Agent, or Firm—Saidman, Sterne, Kessler & Goldstein

[57]

CLAIM

The ornamental design for a shoe insole, as shown and described.

DESCRIPTION

FIG. 1 is a bottom plan view of a shoe insole showing my new design;
 FIG. 2 is a right side elevational view thereof;
 FIG. 3 is a left side elevational view thereof;
 FIG. 4 is a top plan view thereof;
 FIG. 5 is a front elevational view thereof;
 FIG. 6 is a rear elevational view thereof.

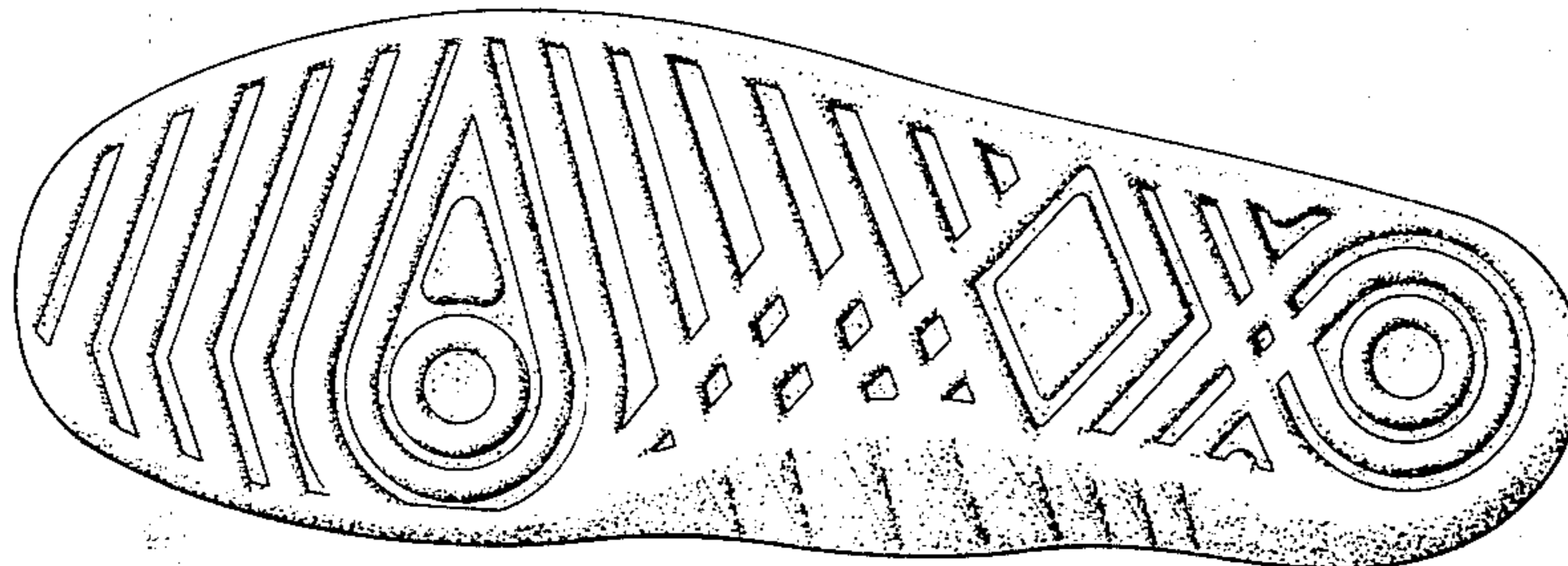


FIG. 1

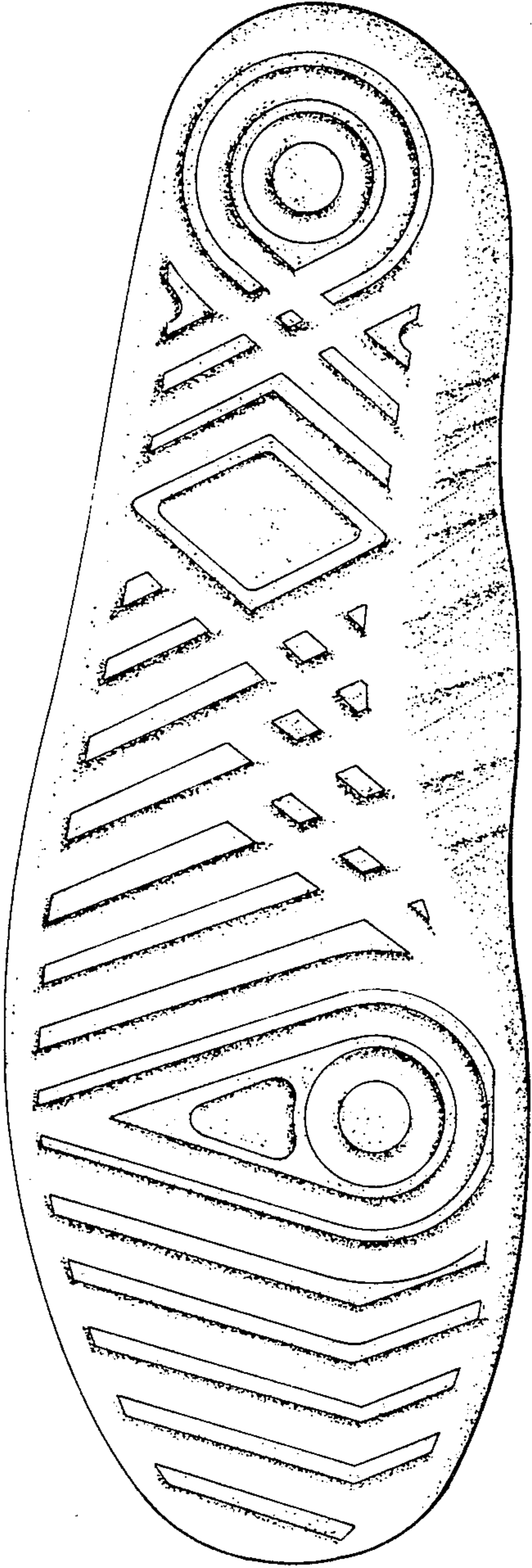
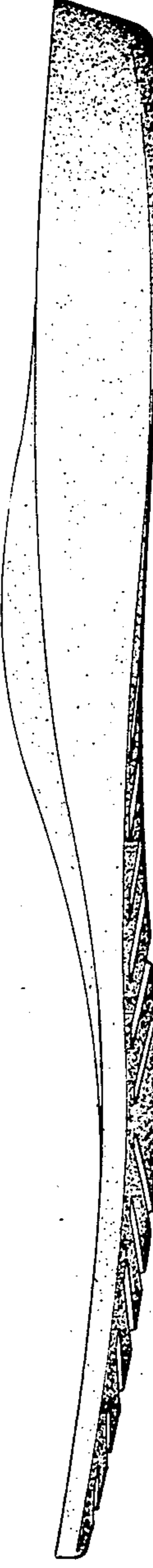


FIG. 2



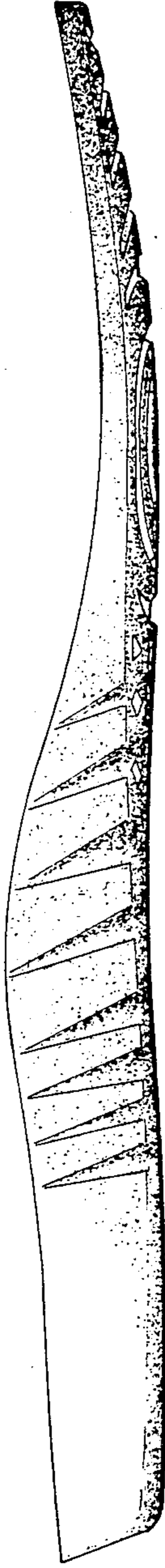


FIG. 3

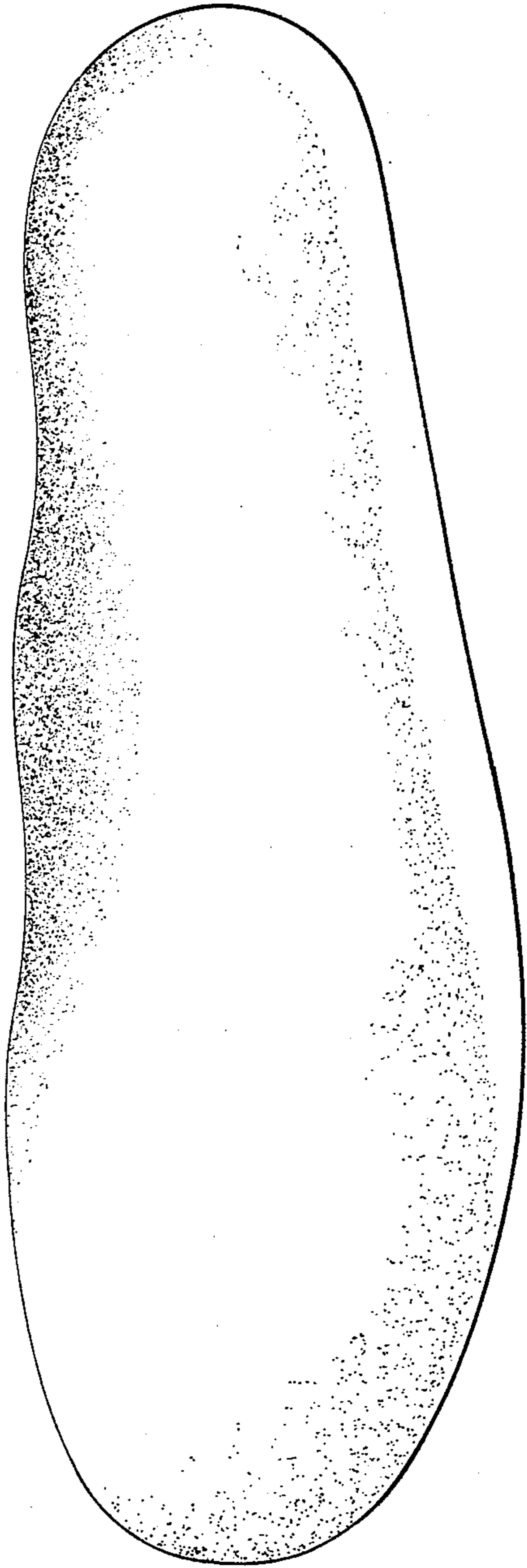


FIG. 4




FIG. 5




FIG. 6