

[54] SHOE UPPER

[75] Inventor: James K. Tong, Beaverton, Oreg.

[73] Assignee: Pensa, Inc., Portland, Oreg.

[**] Term: 14 Years

[21] Appl. No.: 834,022

[22] Filed: Feb. 14, 1986

[52] U.S. Cl. D2/314; D2/310

[58] Field of Search D2/309, 310, 311, 312, D2/313, 314; 36/83, 84, 113-115, 50, 128-129

[56] References Cited

U.S. PATENT DOCUMENTS

- D. 265,436 7/1982 Vermonet .
- D. 266,455 10/1982 Famolare, Jr. .
- D. 272,866 3/1984 Casetta .
- D. 272,964 3/1984 Muller et al. .
- D. 273,631 5/1984 Ueda .
- D. 279,139 6/1985 Gamm .
- D. 279,620 7/1985 Ueda D2/310
- D. 283,173 4/1986 Malone D2/309
- 4,255,876 3/1981 Johnson .
- 4,319,412 3/1982 Muller et al. .
- 4,327,503 5/1982 Johnson .

4,438,574 3/1984 Johnson .

FOREIGN PATENT DOCUMENTS

3415960 11/1984 Fed. Rep. of Germany 36/51

OTHER PUBLICATIONS

Footwear News-4/23/84-p. 32-Sportshoes at bottom right.

Primary Examiner-Nelson C. Holtje
Attorney, Agent, or Firm-Saidman, Sterne, Kessler & Goldstein

[57] CLAIM

The ornamental design for a shoe upper, as shown and described.

DESCRIPTION

FIG. 1 is a left side elevational view of a shoe upper showing my new design, the broken line showing of a shoe sole being environmental only and forms no part of the claimed design;
FIG. 2 is a top plan view thereof;
FIG. 3 is a right side elevational view thereof;
FIG. 4 is a front elevational view thereof; and
FIG. 5 is a rear elevational view thereof.




FIG. 1

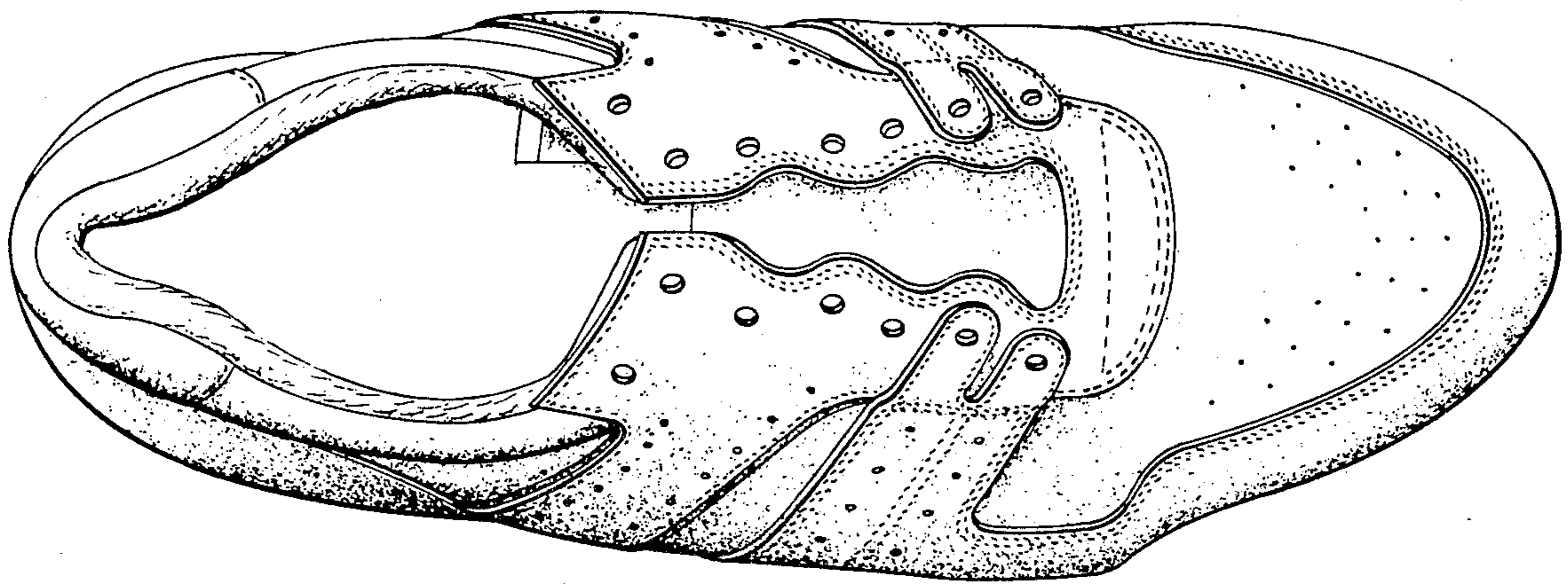



FIG. 2

FIG. 3

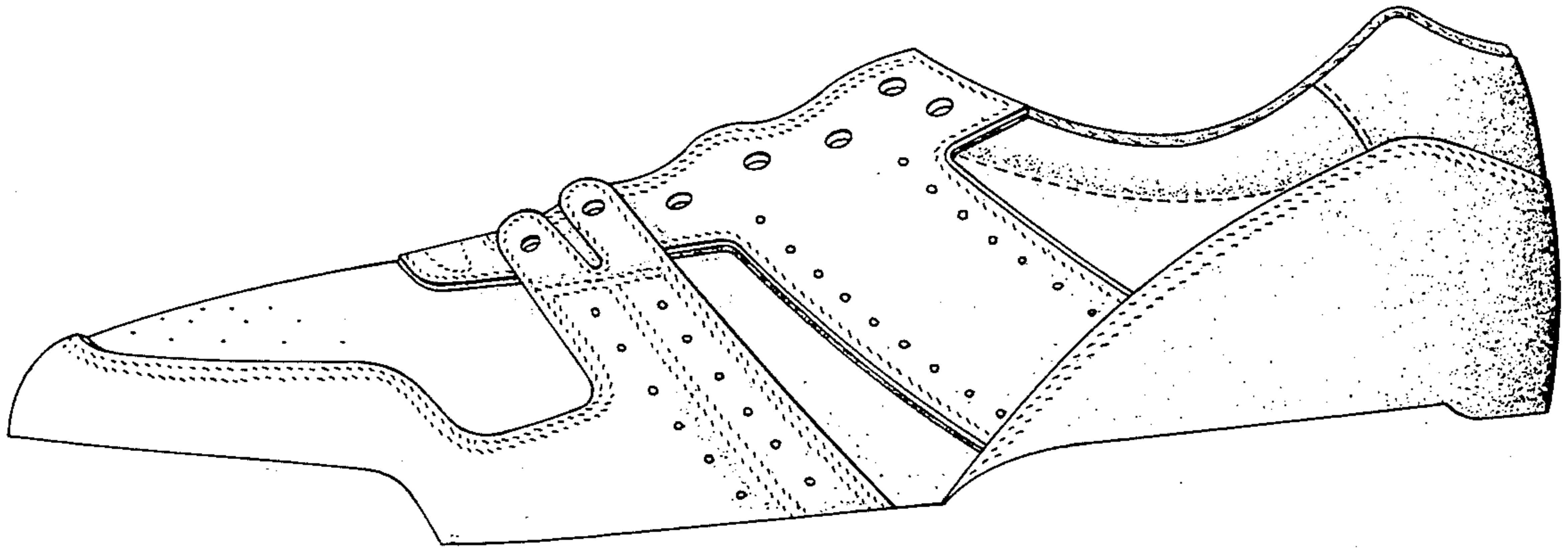


FIG. 4

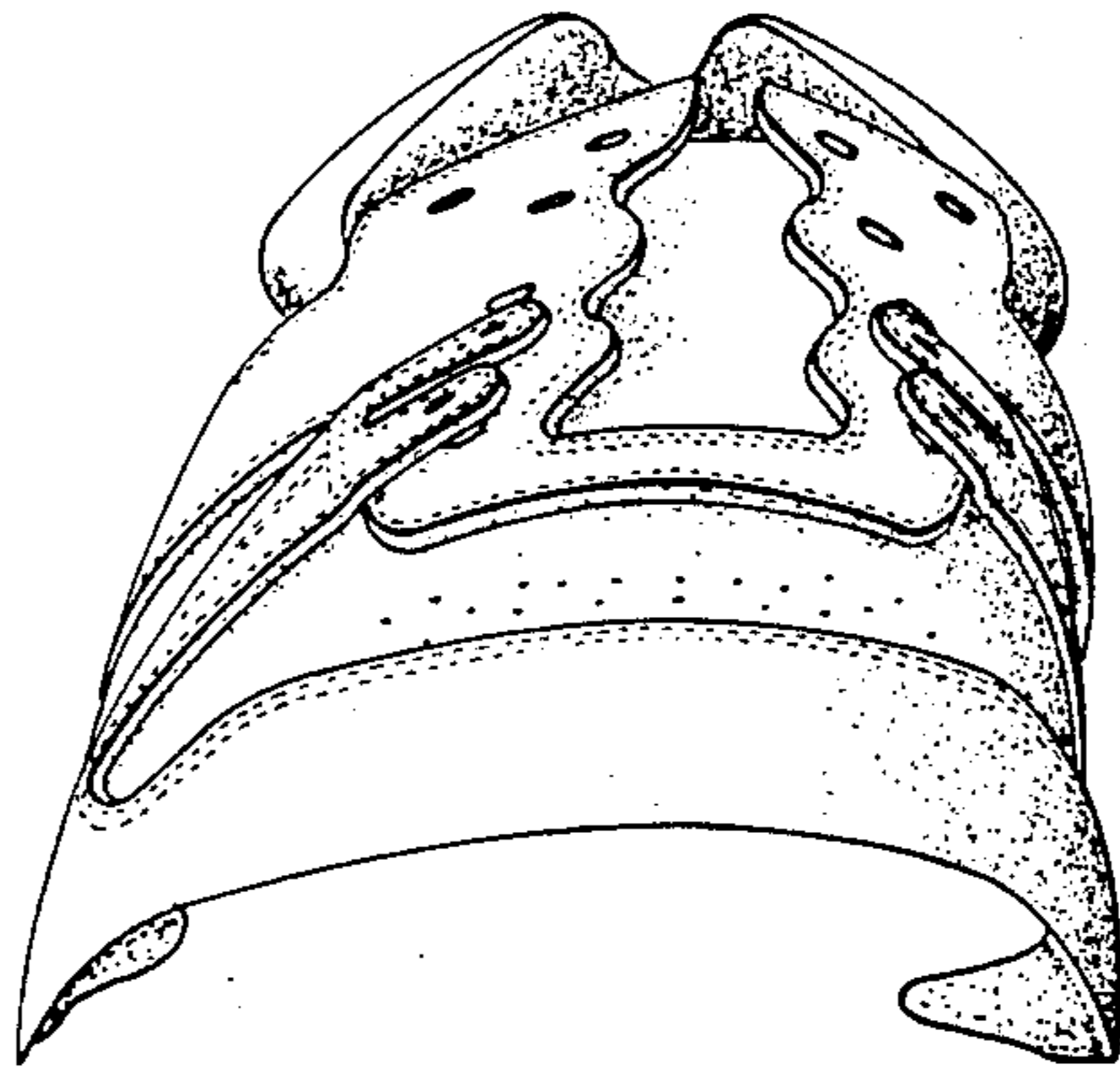


FIG. 5

