

[54] ROD FOR HAIRDRESSING OR SIMILAR ARTICLE

[75] Inventors: **Katashi Kibe; Masami Nakanishi; Youtarou Sunamoto; Hideo Miyamori**, all of Kitakyushu, Japan

[73] Assignee: **Cosmo Co., Ltd.**, Oita, Japan

[**] Term: **14 Years**

[21] Appl. No.: **653,447**

[22] Filed: **Sep. 21, 1984**

[52] U.S. Cl. **D28/37**

[58] Field of Search **D28/35, 37; 219/222, 219/225; 132/32 R, 33 R, 33 A, 33 F, 38 R, 37, 42 R, 42 A, 43 R, 43 A**

[56] **References Cited**

U.S. PATENT DOCUMENTS

D. 234,323	2/1975	Demi	D28/37
731,861	6/1903	Connell	132/42 A
4,211,245	7/1980	Coppola et al.	132/9 X
4,464,562	8/1984	Takimae	219/225

OTHER PUBLICATIONS

Hong Kong Enterprise, vol. 7, 1980, p. 209—Rollers in second row.

Primary Examiner—Louis S. Zarfes
Attorney, Agent, or Firm—Robert E. Burns; Emmanuel J. Lobato; Bruce L. Adams

[57] **CLAIM**

The ornamental design for a rod for hairdressing or similar article, substantially as shown and described.

DESCRIPTION

FIG. 1 is a perspective view of a rod for hairdressing or similar article showing our new design;
 FIG. 2 is a front elevational view thereof;
 FIG. 3 is a top plan view thereof, the bottom side being the same in appearance as the side shown;
 FIG. 4 is a rear elevational view thereof;
 FIG. 5 is a left side elevational view thereof;
 FIG. 6 is a right side elevational view thereof;
 FIG. 7 is an exploded front elevational view thereof with the attached elastic string being elongated;
 FIG. 8 is an exploded top plan view thereof with the attached elastic string being elongated; and
 FIG. 9 is a top plan view of a rod for hairdressing or similar article showing a modified form of our new design.





FIG. 1

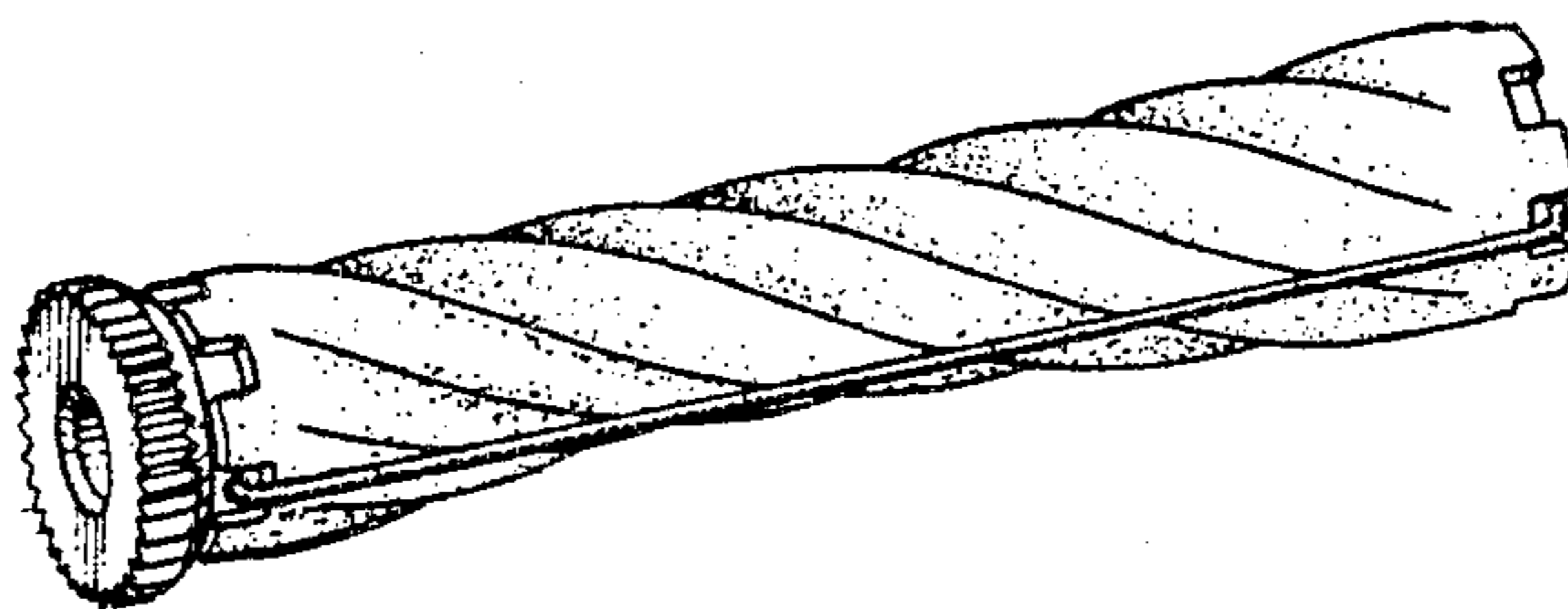


FIG. 2

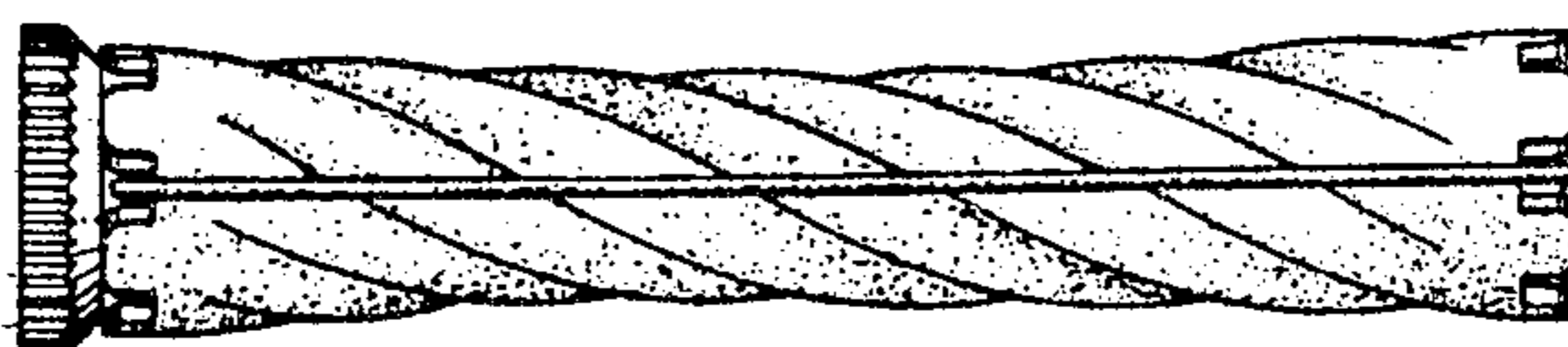


FIG. 3



FIG. 4



FIG. 5

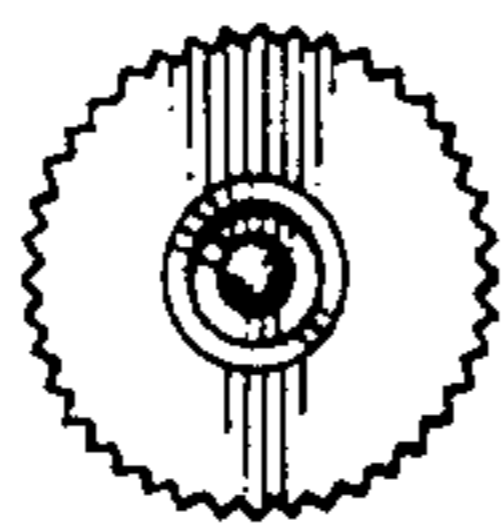


FIG. 6

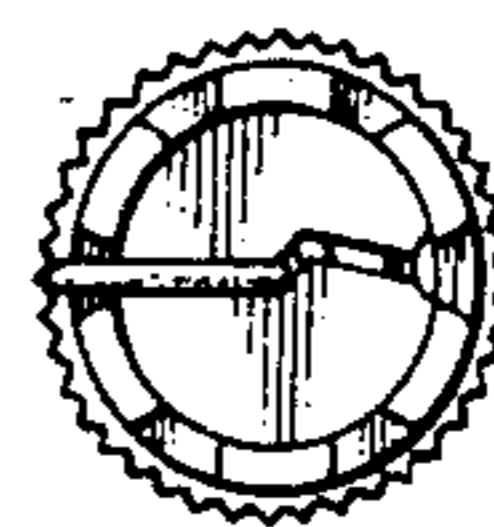


FIG. 7

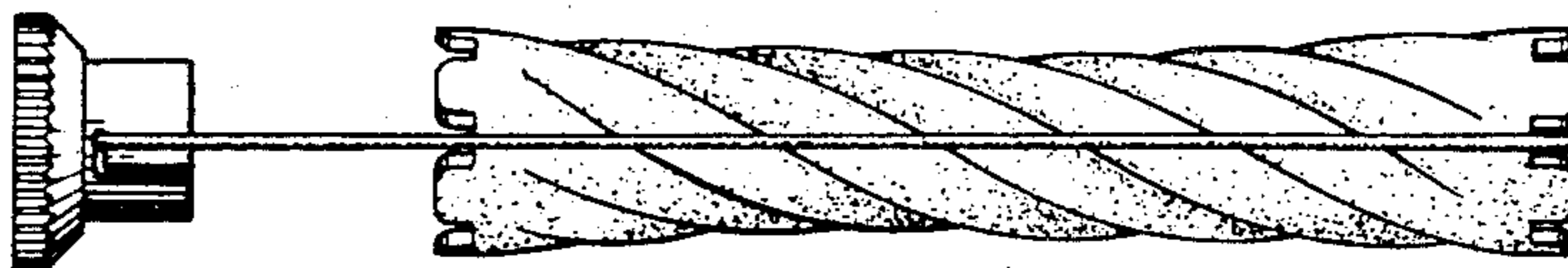


FIG. 8



FIG. 9

