

[54] HUMIDIFIER

[75] Inventors: George C. Crowley, Glenview; Donald N. Jursich, Chicago, both of Ill.

[73] Assignee: Sunbeam Corporation, Oak Brook, Ill.

[**] Term: 14 Years

[21] Appl. No.: 649,913

[22] Filed: Sep. 10, 1984

[52] U.S. Cl. D23/146

[58] Field of Search D23/146-150, D23/139, 155, 162, 72-73, 92-93, 122; 219/271-276, 360, 362; 98/30; 261/24, 29, 95, 99, DIG. 17, DIG. 42, DIG. 48, DIG. 65; 239/34, 136; 312/31, 31.01-31.03

[56] References Cited

U.S. PATENT DOCUMENTS

D. 141,558	6/1945	Stevens	D23/148
D. 187,171	2/1960	Russch	D23/148
D. 190,775	6/1961	Nesbitt	D23/146

OTHER PUBLICATIONS

Automotive News, 4/18/1960, Air Cleaner, p. 56.
Home Furnishings Daily, 6/21/62, Mistic-Air Room Humidifier, p. 26.

Primary Examiner—Wallace R. Burke
Assistant Examiner—Brian N. Vinson
Attorney, Agent, or Firm—Neil M. Rose


[57] CLAIM

The ornamental design for a humidifier, as shown and described.

DESCRIPTION

FIG. 1 is a top and front perspective view of a humidifier showing our new design;
FIG. 2 is a front elevational view thereof;
FIG. 3 is a top plan view thereof;
FIG. 4 is a rear elevational view thereof, the side elevations being identical in appearance; and
FIG. 5 is a bottom plan view thereof.

The vertical lines on the middle and lower portions in FIGS. 1, 2 and 4 are to indicate contrast between the surfaces.






Fig. 1

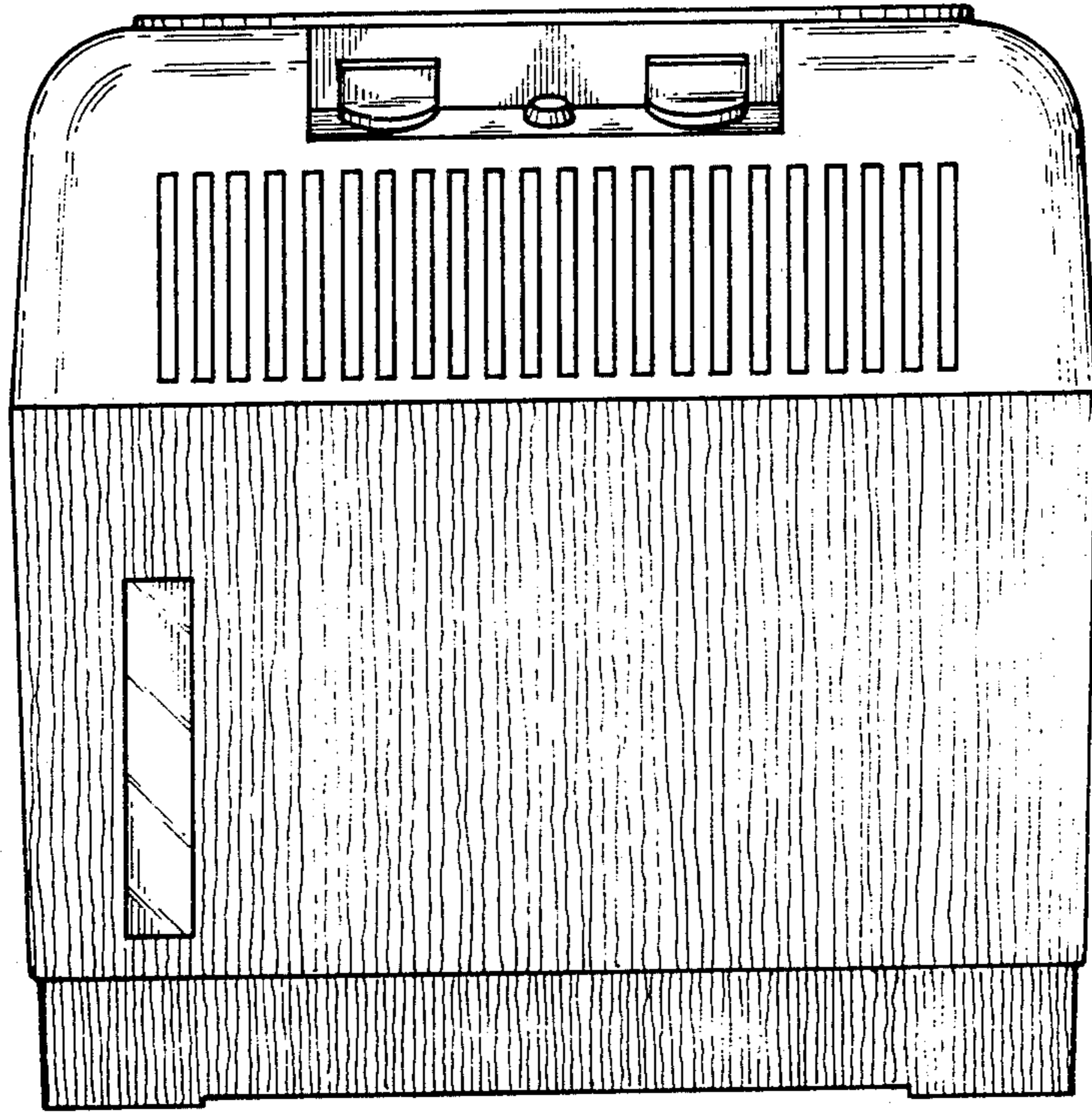


Fig. 2




Fig. 3

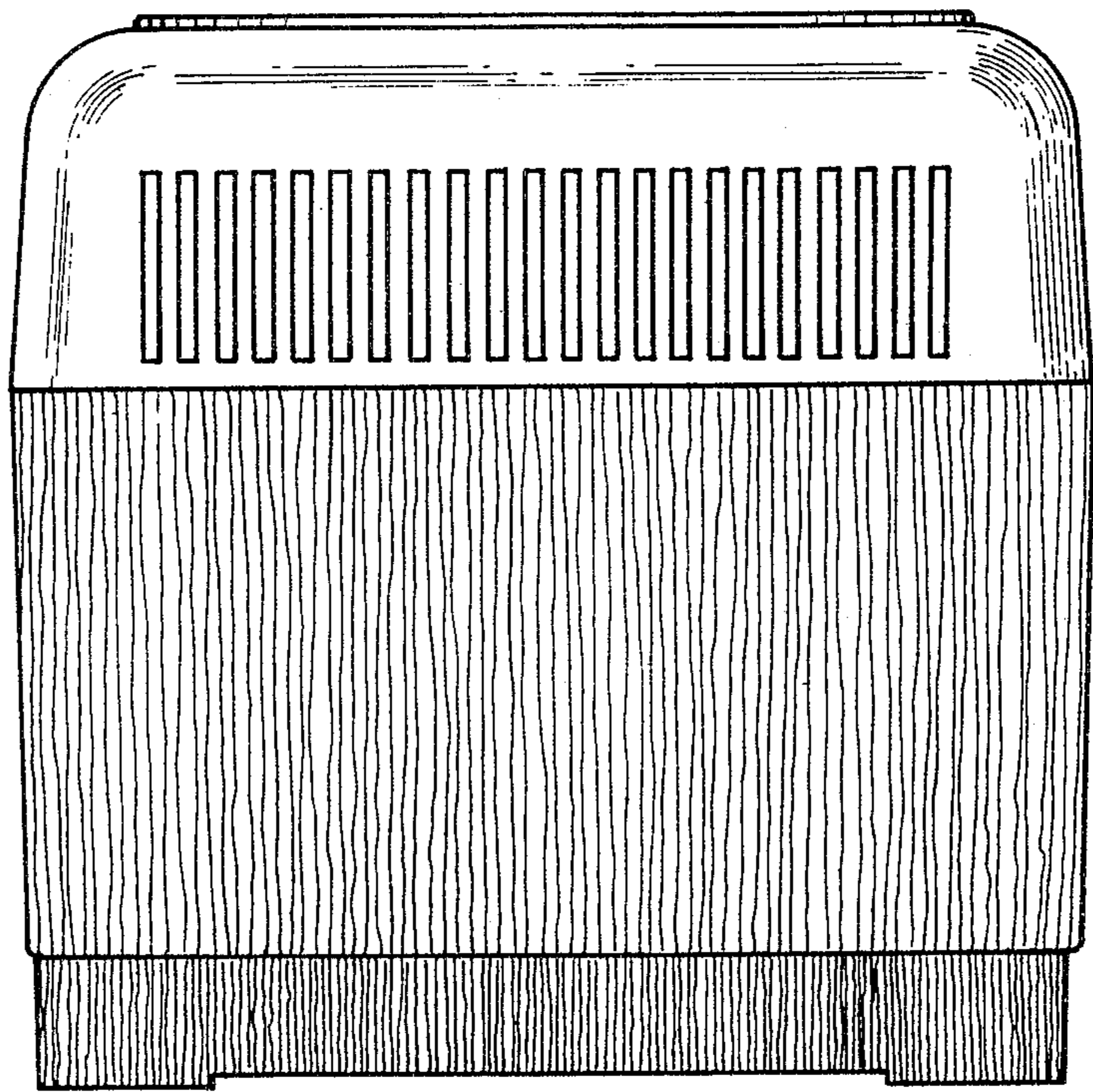


Fig. 4

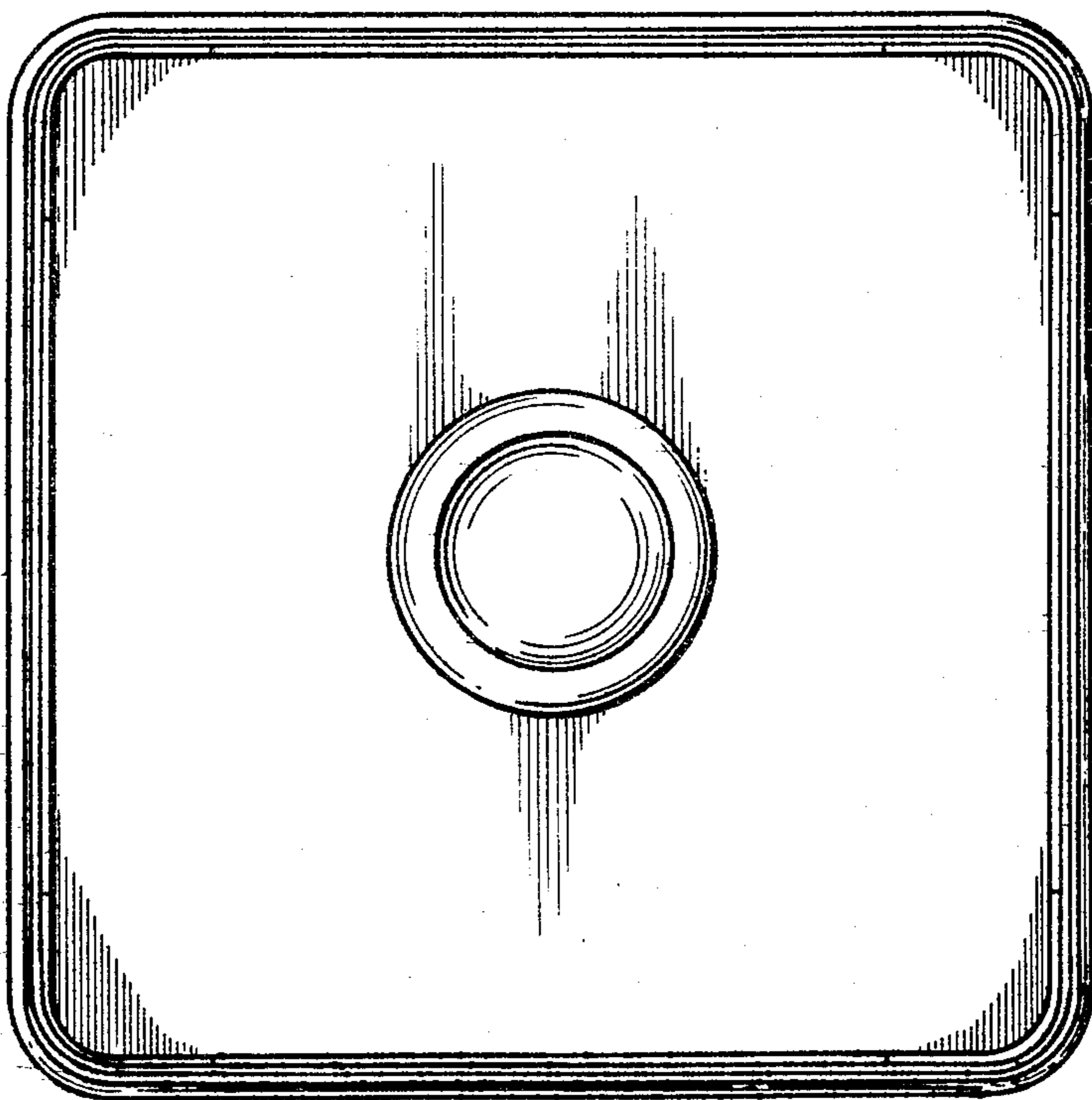


Fig. 5