

[54] TELEPHONE HANDSET

461124 1/1968 Switzerland D14/63
2073542 10/1981 United Kingdom 179/103

[76] Inventor: Kenneth L. Reichenstein, 269-32P
Grand Central Pkwy., Floral Park,
N.Y. 11005

[**] Term: 14 Years

[21] Appl. No.: 655,105

[22] Filed: Sep. 27, 1984

[52] U.S. Cl. D14/63

[58] Field of Search D14/60, 62, 53, 58,
D14/63, 64; 179/179, 100 R, 100 D, 100 C,
101, 103, 100 L

[56] References Cited

U.S. PATENT DOCUMENTS

D. 190,810	7/1961	Dreyfuss et al.	D14/64
D. 210,378	3/1968	Perkins	D14/63
D. 236,627	9/1975	Henshaw et al.	D14/63
D. 242,928	1/1977	Buchin et al.	D14/63
D. 282,658	2/1986	Abroma	D14/64
3,123,676	3/1964	Prescott et al.	179/103
4,220,829	9/1980	Rusic	179/103
4,232,203	11/1980	Lenaerts	179/103

FOREIGN PATENT DOCUMENTS

2636848 2/1978 Fed. Rep. of Germany ... 179/100 C

OTHER PUBLICATIONS

Telcom Report 1 Dec. (1978) No. 3, "Article" New Approach for a Competitive EPABX; at p. 163-Handset with SD-192 EPABX.

Patent Associated Literature 1975 Article; New TN Telephone; at pp. 31, 33, 34; Handsets on Stand.

"All About Telephones" Book ©1983; at p. 99, Handset on Model 1065 Electronic Phone-2TT.

Barphone B 801, 2 page ad: showing of handset & stand.

Primary Examiner—Wallace R. Burke

Assistant Examiner—Horace B. Fay

Attorney, Agent, or Firm—Erwin S. Teltscher

[57] CLAIM

The ornamental design for a telephone handset, as shown and described.

DESCRIPTION

FIG. 1 is a top plan view of a telephone handset showing my new design;

FIG. 2 is a front elevational view thereof;

FIG. 3 is a left side elevational view thereof;

FIG. 4 is a rear elevational view thereof;

FIG. 5 is a right side elevational view thereof; and

FIG. 6 is a bottom plan view thereof.






Fig. 1




Fig. 2

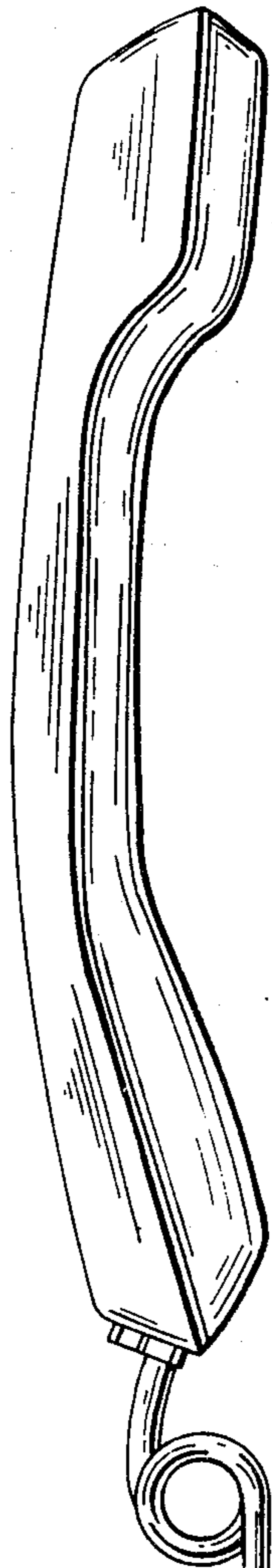


Fig. 3

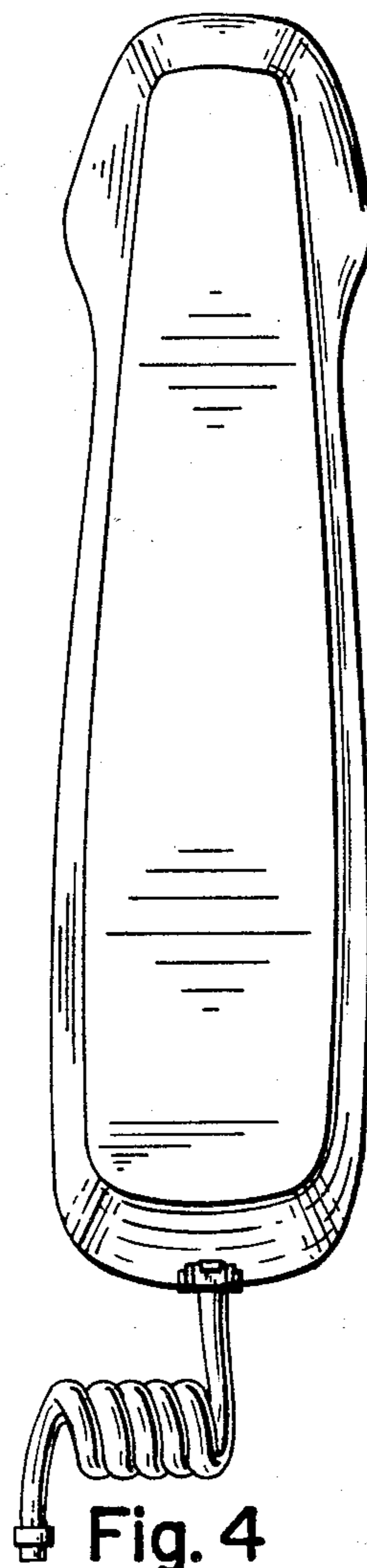


Fig. 4



Fig. 5




Fig. 6