

[54] PUSH-ROD FOR RETRIEVING TOOL

[76] Inventor: Raymond A. Smith, P.O. Box 239, Welcome, N.C. 27374

[**] Term: 14 Years

[21] Appl. No.: 611,866

[22] Filed: May 18, 1984

[52] U.S. Cl. D8/14; D8/51

[58] Field of Search D8/14, 51; 294/19.1, 294/26, 50.8, 50.9

[56] References Cited

U.S. PATENT DOCUMENTS

D. 263,925	4/1982	Whipple	D8/14
332,169	12/1885	Stocking	294/50.9
909,289	1/1909	Grisell et al.	294/50.9 X
933,285	9/1909	Blair	294/19.1 X
2,905,498	9/1959	Lunde	294/19.1
3,565,479	2/1971	Womack	294/19.1

3,729,802 5/1973 Lorenz D8/14 X


Primary Examiner—Susan J. Lucas
Assistant Examiner—Clare E. Heflin

[57] CLAIM

The ornamental design for a push-rod for retrieving tool, as shown and described.

DESCRIPTION

FIG. 1 is a perspective view of the push-rod for retrieving tool showing my new design;
FIG. 2 is an enlarged fragmentary perspective view of the upper hook-end thereof;
FIG. 3 is an enlarged fragmentary perspective view of the bottom T-shaped end thereof;
FIG. 4 is a top plan view thereof;
FIG. 5 is a bottom plan view thereof;
FIG. 6 is a side elevational view thereof; the opposite side being a mirror image; and
FIG. 7 is an enlarged fragmentary elevational view of the central section as shown in FIG. 6.



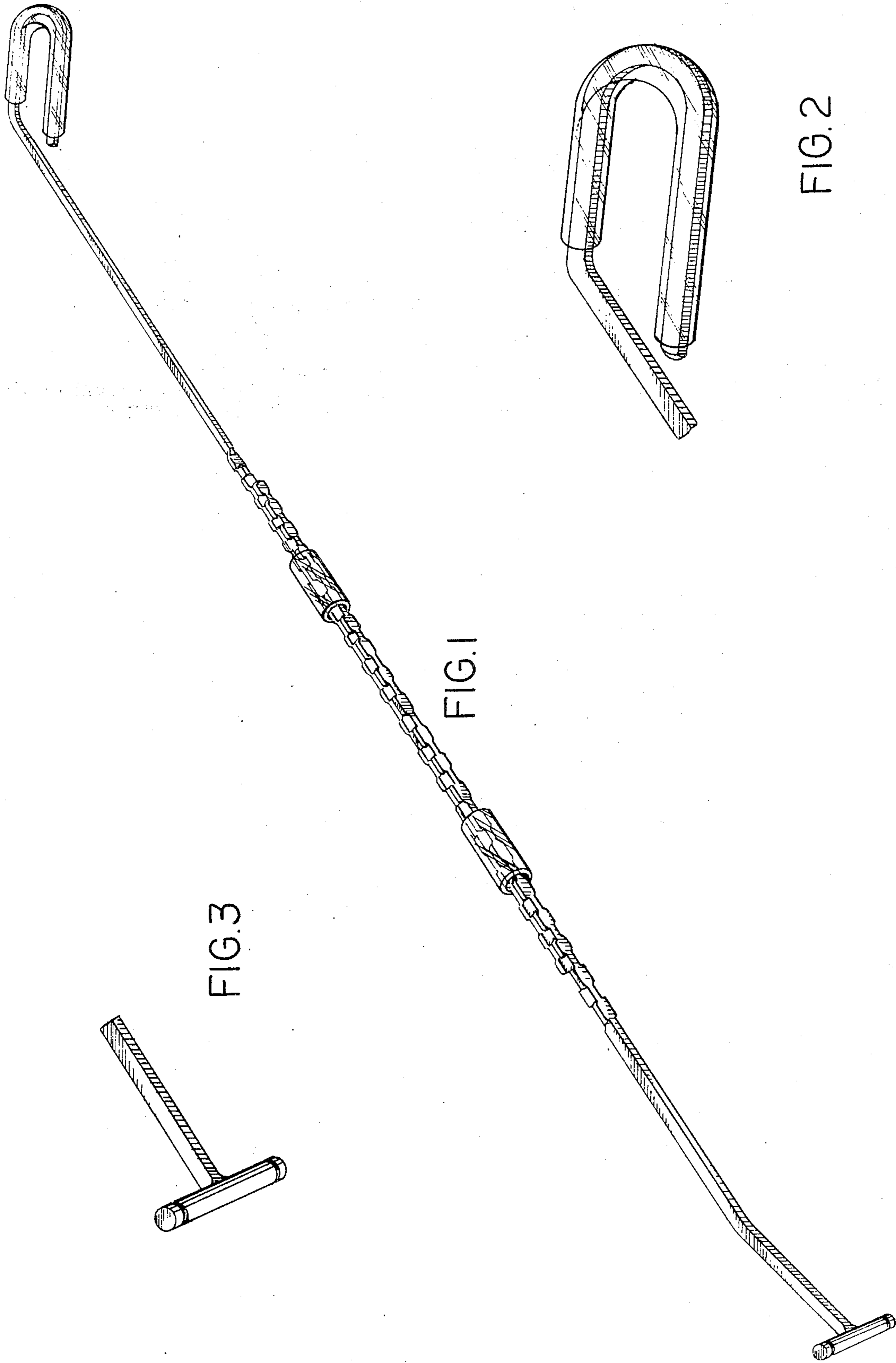


FIG. 1

FIG. 2

FIG. 3

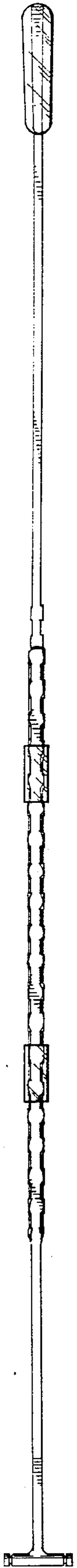


FIG. 4

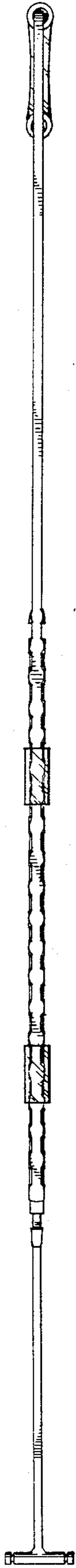


FIG. 5

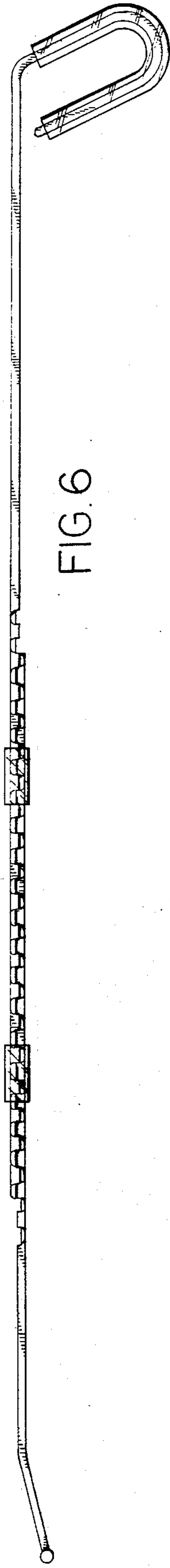


FIG. 6

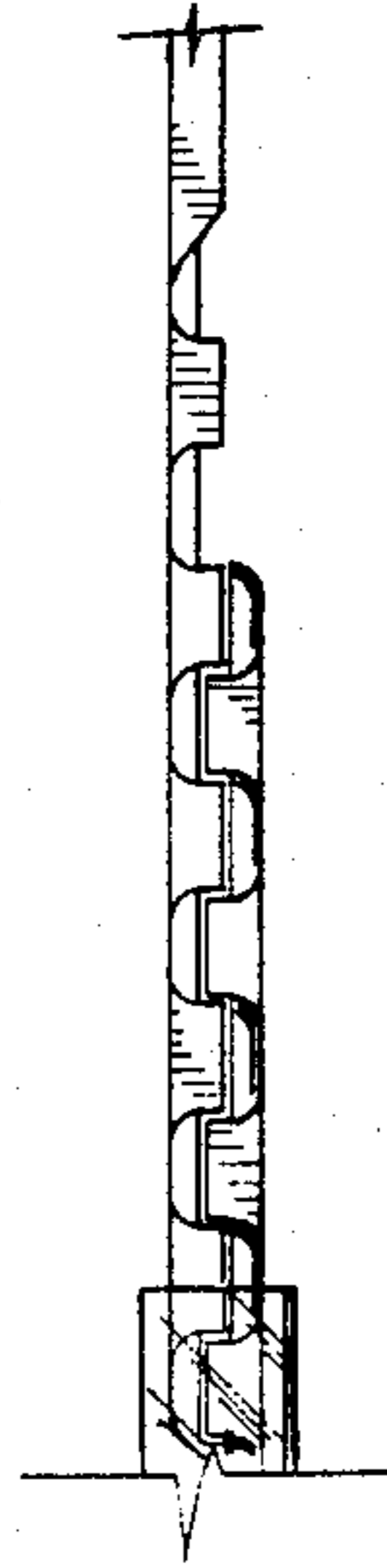


FIG. 7