

[54] HANDLE FOR KITCHEN UTENSILS

[76] Inventor: Friedrich W. Usbeck,  
Frauenbergstrasse 33, D-3550  
Marburg/Lahn 1, Fed. Rep. of  
Germany

[\*\*] Term: 14 Years

[21] Appl. No.: 653,530

[22] Filed: Sep. 24, 1984

[30] Foreign Application Priority Data

Apr. 19, 1984 [DE] Fed. Rep. of Germany ... 16 MR 335

[52] U.S. Cl. .... D7/395

[58] Field of Search ..... D7/395, 393, 99, 361,  
D7/152, 151; D8/307, 107, 303; 16/111 R, 114  
R, 114 A, 116 R; 30/340, 335, 329

[56] References Cited

U.S. PATENT DOCUMENTS

D. 50,089 12/1916 Ball ..... D7/361  
D. 180,175 4/1957 Bull ..... D7/152 X

D. 200,794 4/1965 Munson ..... D7/395  
D. 201,985 8/1965 Munson ..... D7/395  
D. 263,920 4/1982 Usbeck ..... D7/395  
D. 271,841 12/1983 Hansen ..... D8/107 X  
D. 282,710 2/1986 Vosbikian ..... D7/395 X  
2,951,290 9/1960 O'Kain ..... 30/329  
4,317,248 3/1982 Smith ..... 16/114 R X

Primary Examiner—Bernard Ansher  
Assistant Examiner—Linda Titolo  
Attorney, Agent, or Firm—Fred Philpitt

[57] CLAIM

The ornamental design for a handle for kitchen utensils,  
as shown and described.

DESCRIPTION

FIG. 1 is a top plan view of a handle for kitchen uten-  
sils, showing my new design, the bottom plan view  
being a mirror image thereof;  
FIG. 2 is a side elevational view thereof, the opposite  
side being a mirror image thereof;  
FIG. 3 is a rear elevational view thereof; and  
FIG. 4 is a front elevational view thereof.






FIG. 3

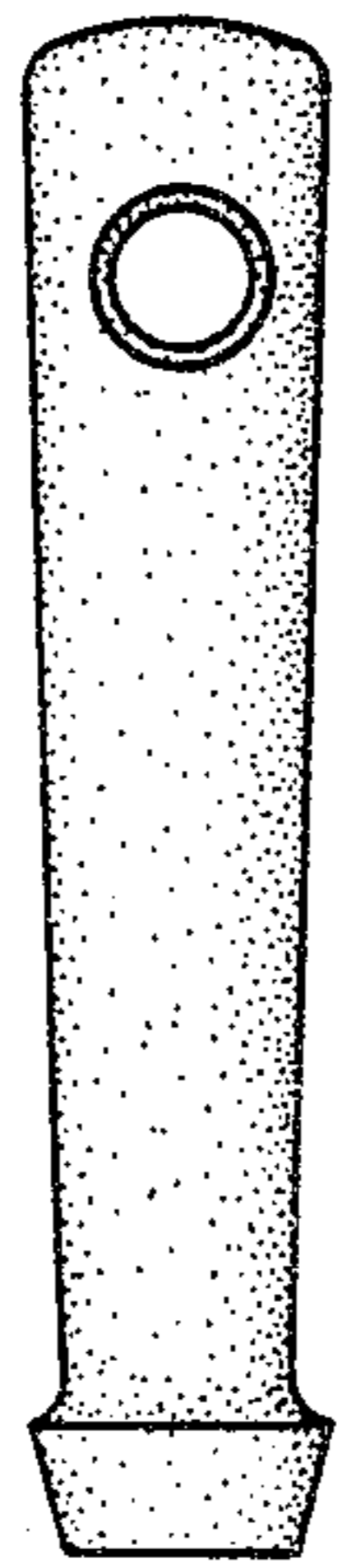


FIG. 1

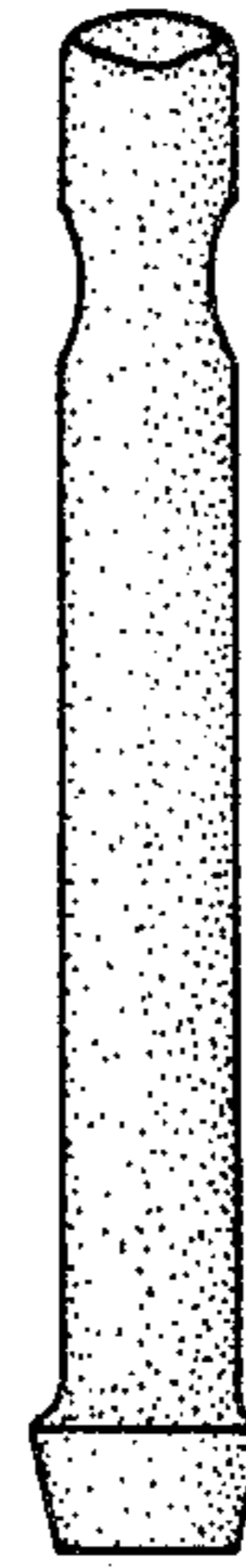


FIG. 2



FIG. 4