

[54] COOKING GRILL WITH A WINDOW AND AN ILLUMINATION PANEL

[75] Inventor: Walter Koziol, Antioch, Ill.

[73] Assignee: Modern Home Products Corp., Antioch, Ill.

[*] Notice: The portion of the term of this patent subsequent to Dec. 16, 2000 has been disclaimed.

[**] Term: 14 Years

[21] Appl. No.: 635,621

[22] Filed: Jul. 30, 1984

[52] U.S. Cl. D7/332

[58] Field of Search D7/323, 327, 331-348, D7/352-355, 357-359, 361-362, 364, 387-388, 402-403, 405-406, 408-409; D32/82; 312/236; 219/386; 99/386, 401, 419, 421-427, 443-450; 126/4, 19 R, 27-28, 25 A, 25 AA, 25 B, 25 C, 25 R, 29-30, 9 A-9 B, 9 R

[56] References Cited

U.S. PATENT DOCUMENTS

D. 213,533	3/1969	Koziol	D7/335
D. 219,629	12/1970	Koziol	D7/334
D. 223,642	5/1972	Shaper et al.	D7/335
D. 231,070	4/1974	Koziol	D7/332
1,008,414	11/1911	Jeavons	126/200
2,478,253	8/1949	Doner	219/35

2,997,041	8/1961	Wolske	D7/337
3,049,073	8/1962	Edelston	99/446
3,379,190	4/1968	Leach	126/25
3,667,648	6/1972	Koziol	220/41



Primary Examiner—Wallace R. Burke
Assistant Examiner—Ruth E. Takemoto
Attorney, Agent, or Firm—Quarles & Brady

[57] CLAIM

The ornamental design for a cooking grill with a window and an illumination panel, substantially as shown and described.

DESCRIPTION

FIG. 1 is a perspective view of the cooking grill with a window and an illumination panel, showing my new design;
FIG. 2 is a front elevational view thereof;
FIG. 3 is a top elevational view thereof;
FIG. 4 is an end elevational view thereof;
FIG. 5 is a back elevational view thereof;
FIG. 6 is an end elevational view thereof opposite to FIG. 4;
FIG. 7 is a bottom plan view thereof; and
FIG. 8 is a perspective view of a second embodiment of the cooking grill with a window and an illumination panel, the undisclosed rear, side and bottom being similar to that shown in FIGS. 4, 5 and 7.
The broken lines are shown for illustrative purposes only and form no part of the claimed design.



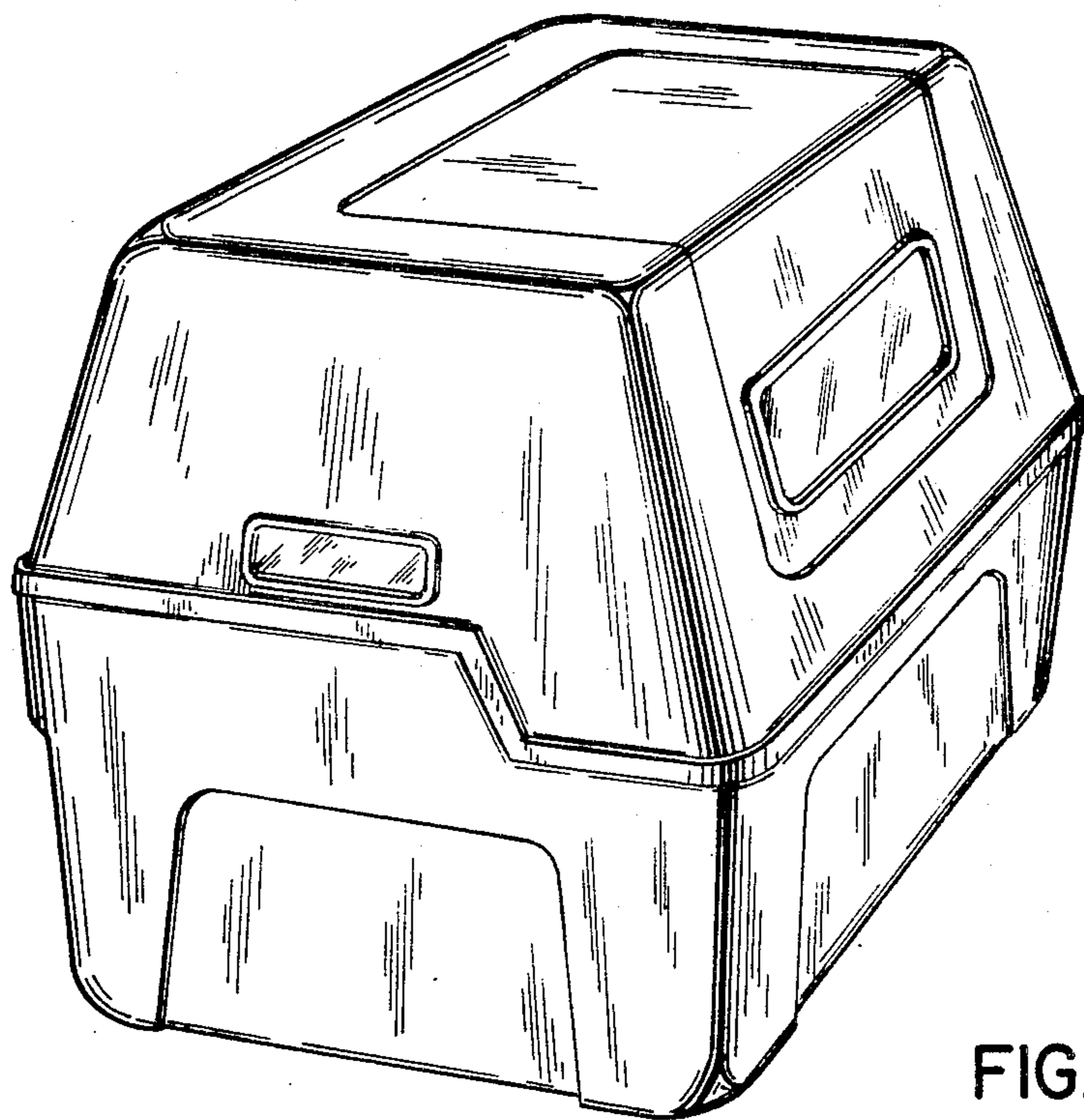


FIG. 1

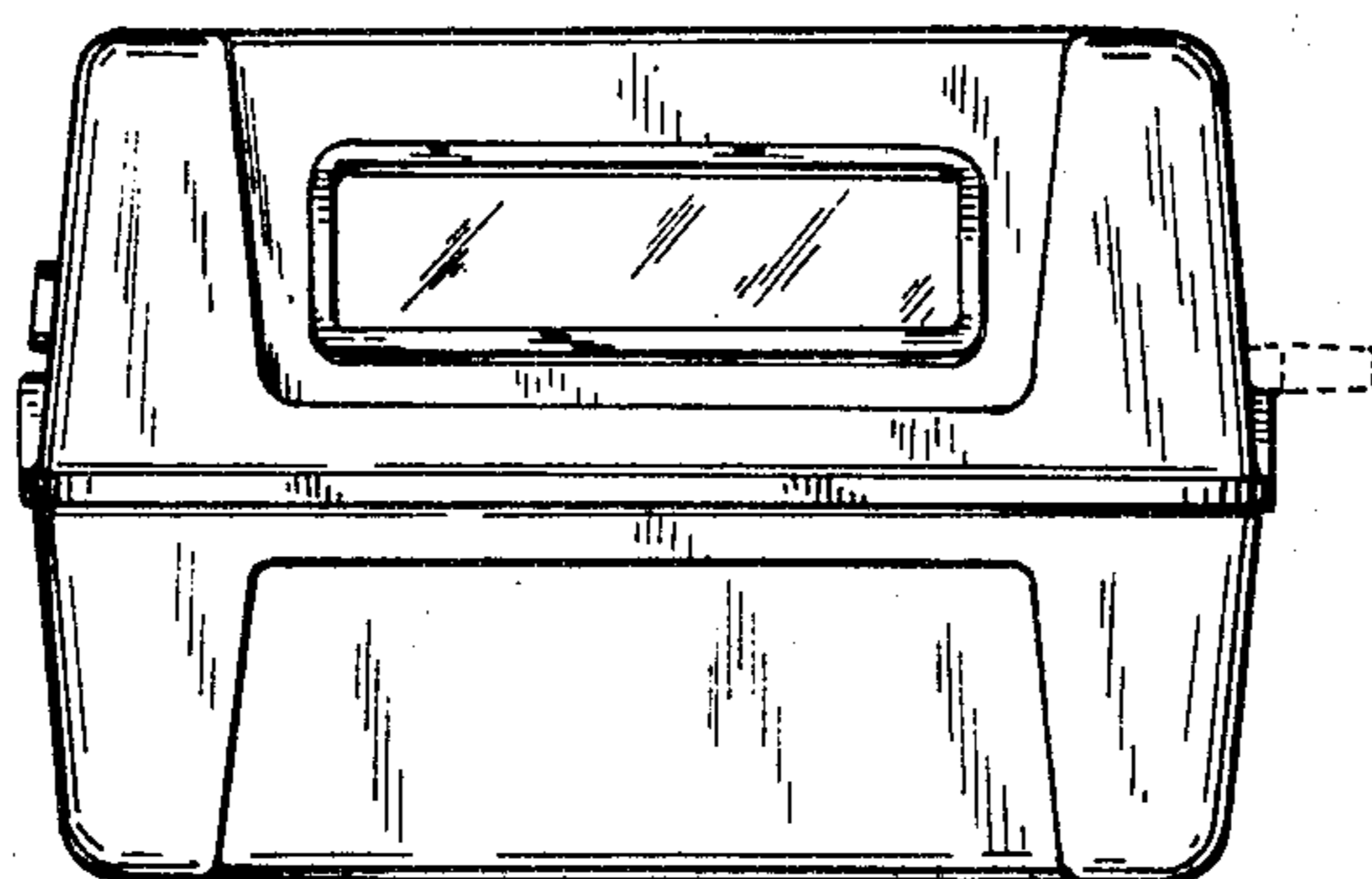


FIG. 2

FIG. 3





FIG. 4

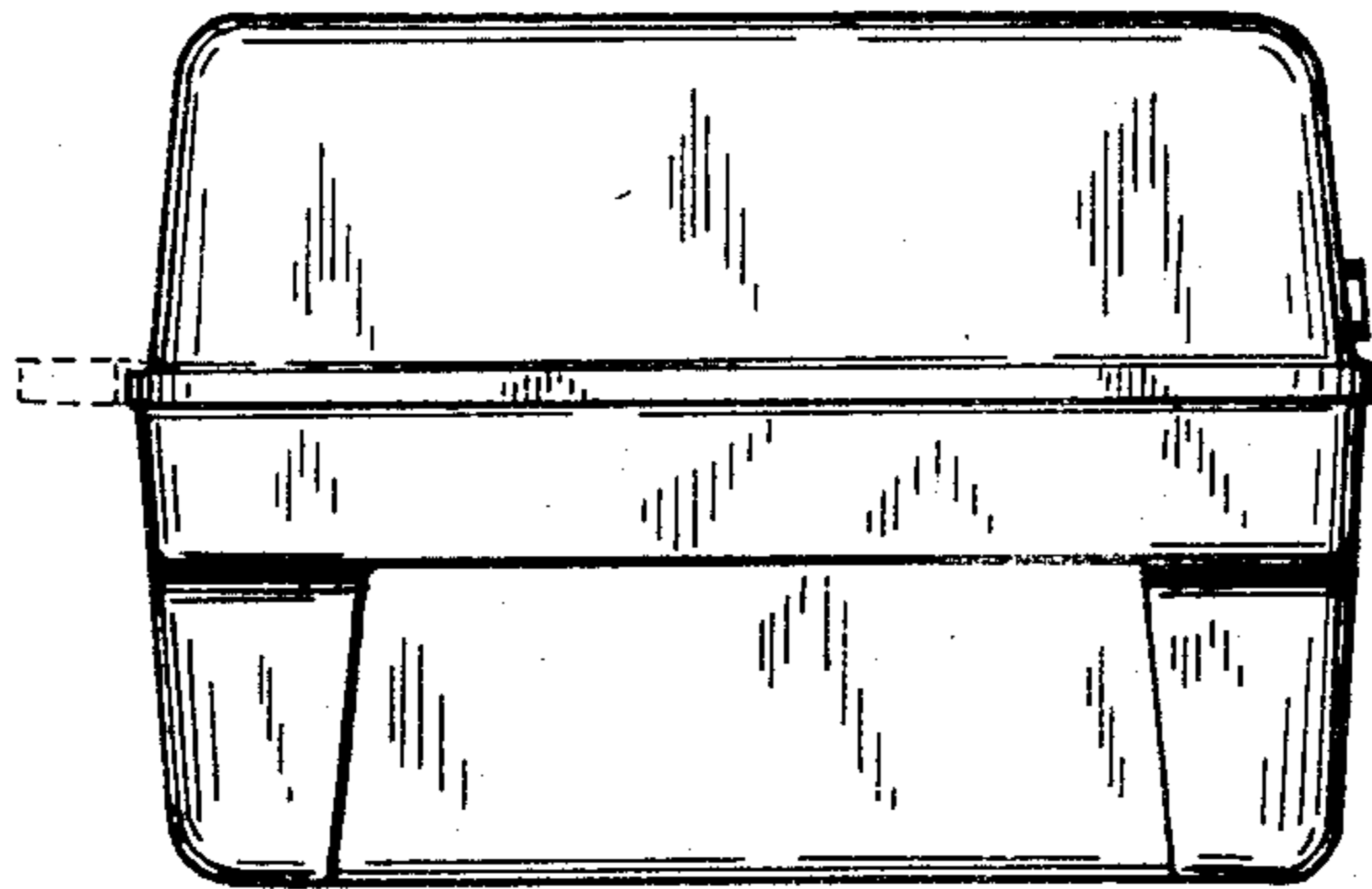


FIG. 5

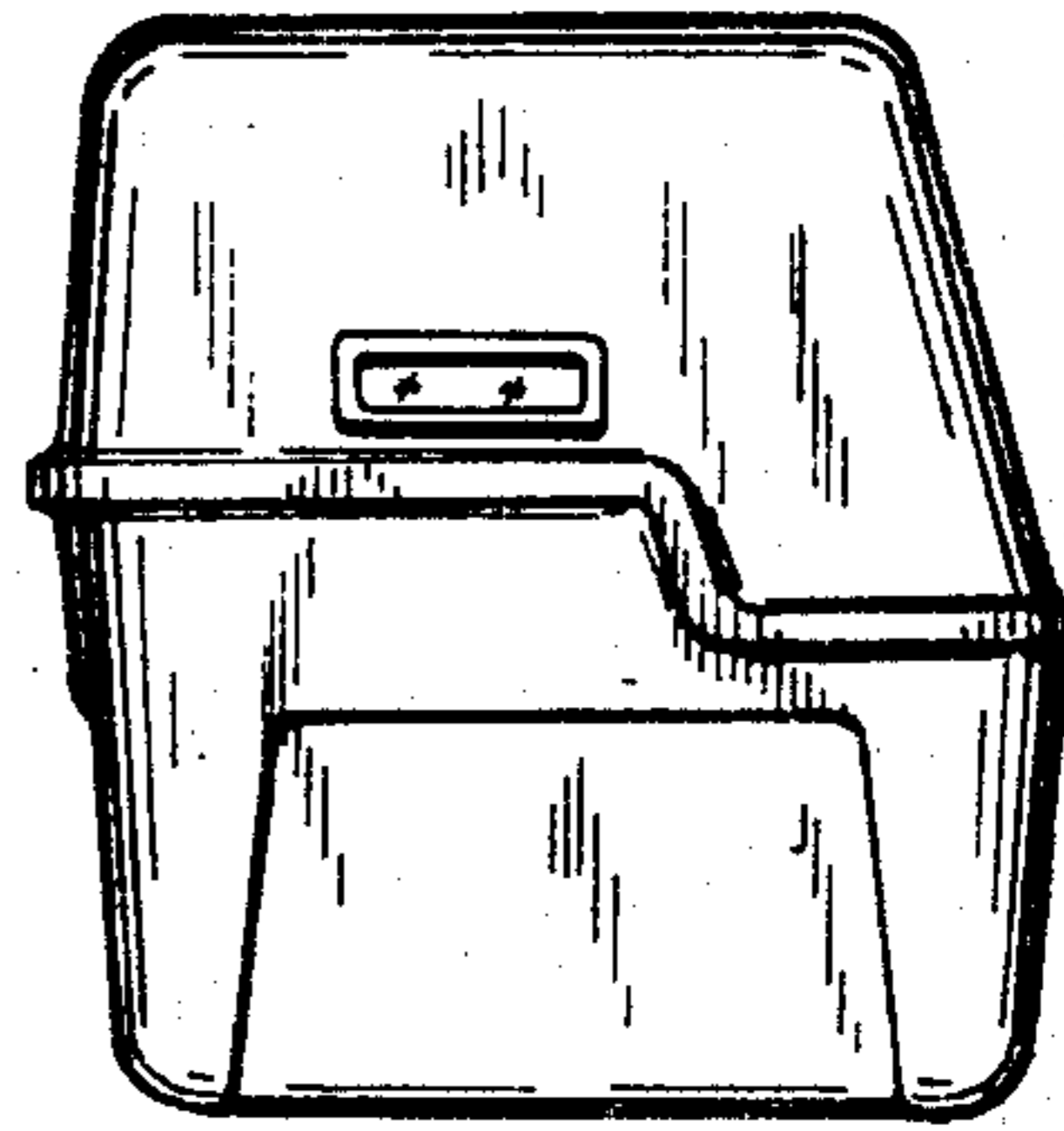


FIG. 6

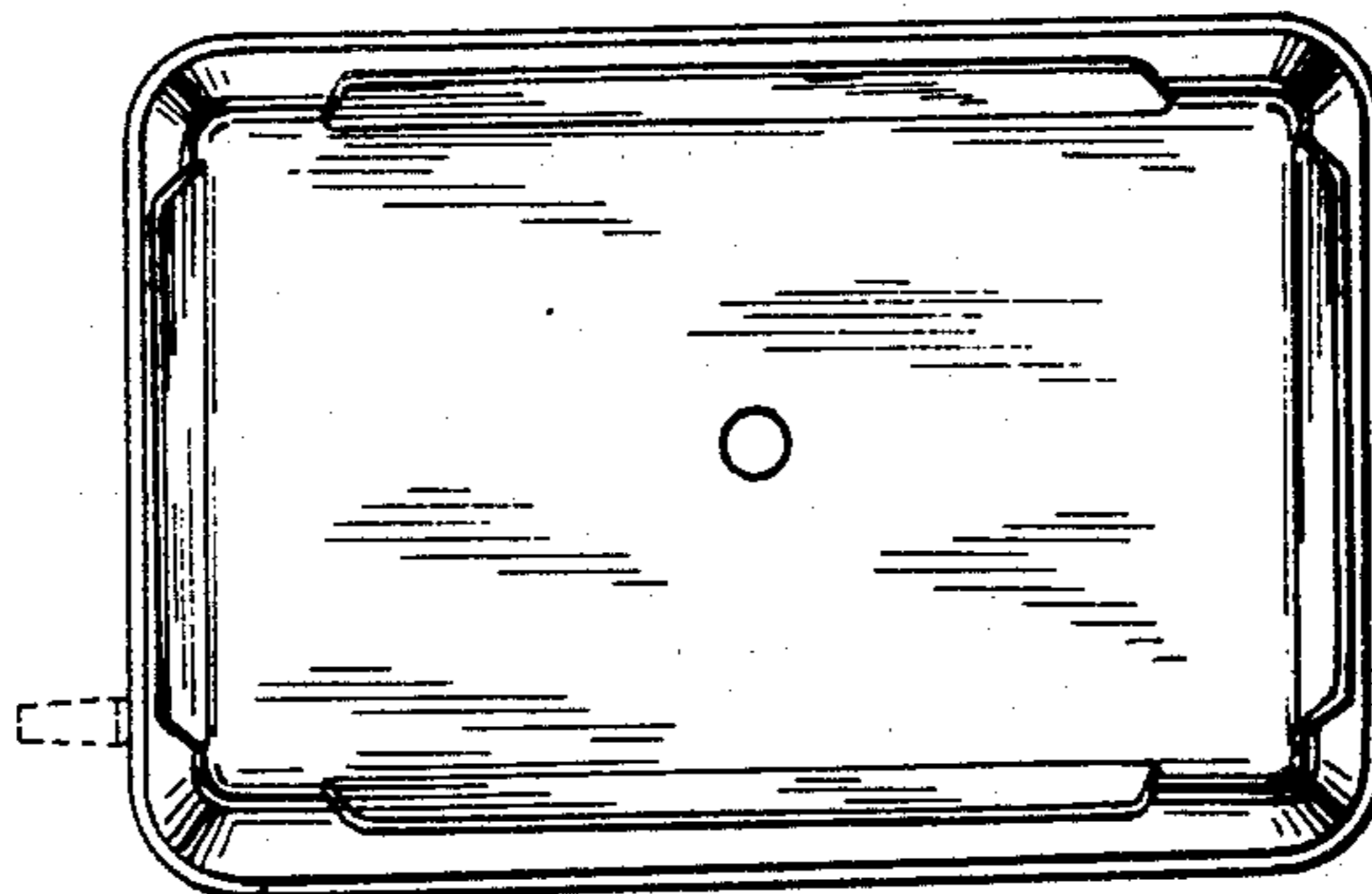


FIG. 7




FIG. 8