

- [54] LUG WRENCH SUPPORT STAND OR SIMILAR ARTICLE
- [76] Inventor: Roy E. Kuykendall, 45-425 Ash Ave., Indio, Calif. 92201
- [\*\*] Term: 14 Years
- [21] Appl. No.: 609,813
- [22] Filed: May 14, 1984
- [52] U.S. Cl. .... D34/31; D8/71
- [58] Field of Search ..... D34/31; 254/8 B, 130; 81/462, 466, DIG. 1; 211/70.8; 248/125; D6/526, 552, 553, 554, 567; D8/71

4,244,407 1/1981 McMullin ..... 254/130

FOREIGN PATENT DOCUMENTS

2216245 4/1971 Fed. Rep. of Germany ..... 254/8 B

Primary Examiner—James M. Gandy  
Assistant Examiner—Kay H. Chin  
Attorney, Agent, or Firm—John H. Crowe

[57] CLAIM

The ornamental design for a lug wrench support stand or similar article, as shown.

DESCRIPTION

FIG. 1 is a front elevational view of a lug wrench support stand or similar article, showing my new design; FIG. 2 is a right side elevational view thereof; FIG. 3 is a rear elevational view thereof; FIG. 4 is a left side elevational view thereof; FIG. 5 is a top plan view thereof; and FIG. 6 is a bottom plan view thereof.

[56] References Cited

U.S. PATENT DOCUMENTS

- 373,744 11/1887 Larkin ..... 254/130
- 1,342,057 6/1920 Miller ..... 254/130
- 2,924,426 2/1960 Ellery ..... 254/130
- 2,960,895 11/1960 Richards ..... 81/462

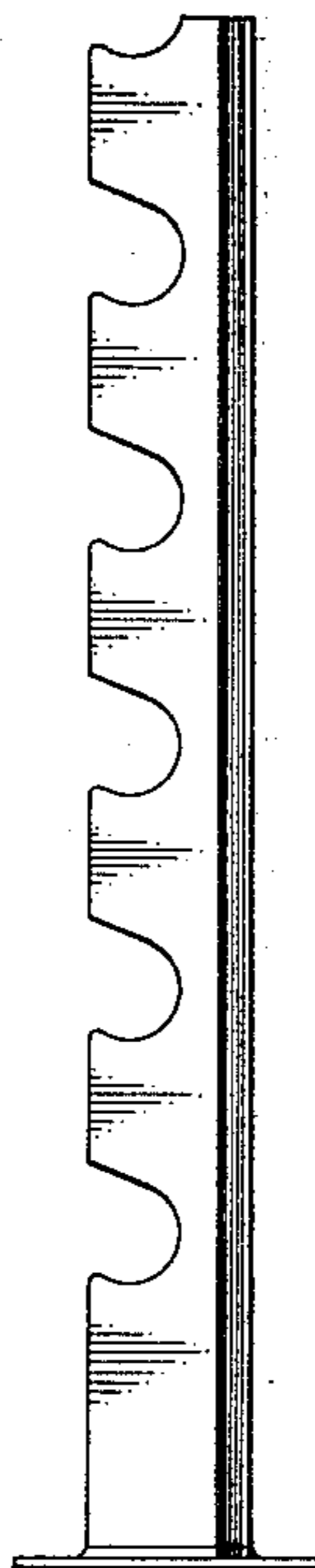


FIG. 1.

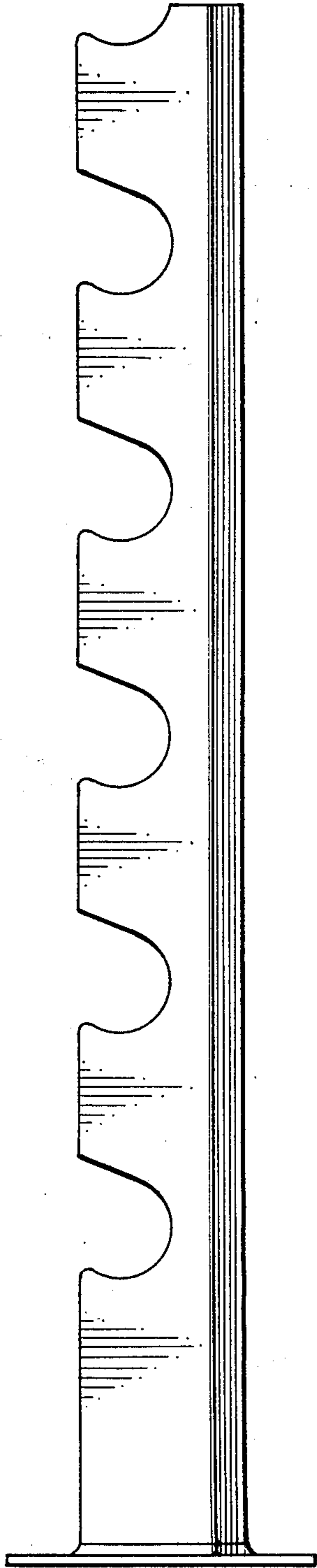


FIG. 2.

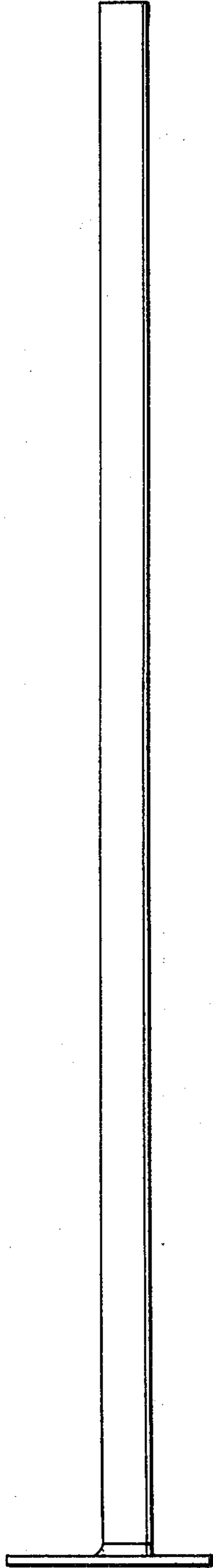


FIG. 3.

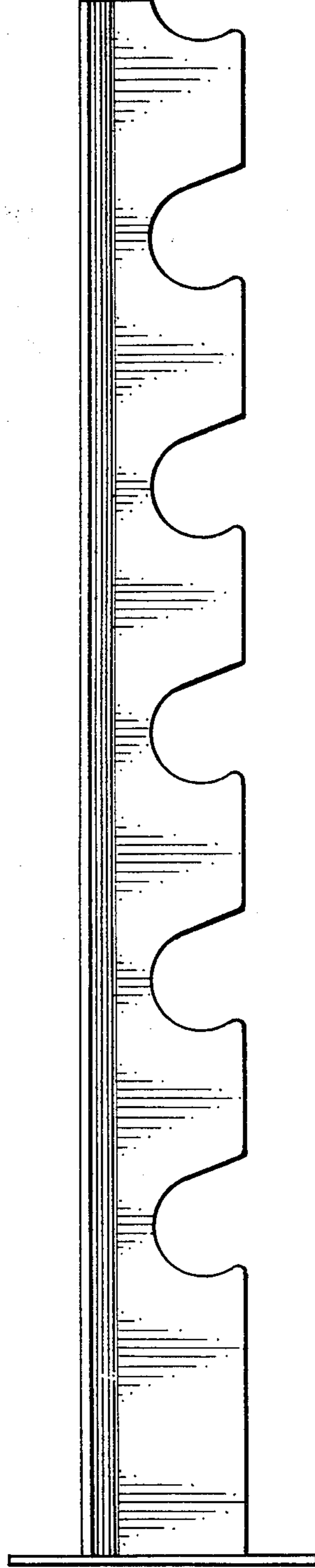


FIG. 4.

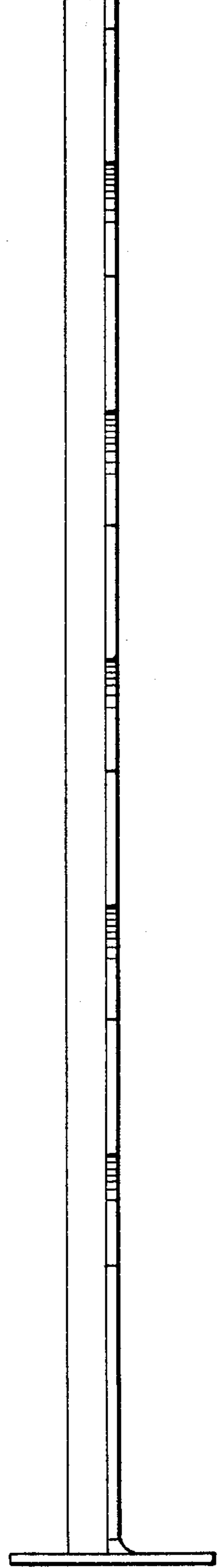


FIG. 5.

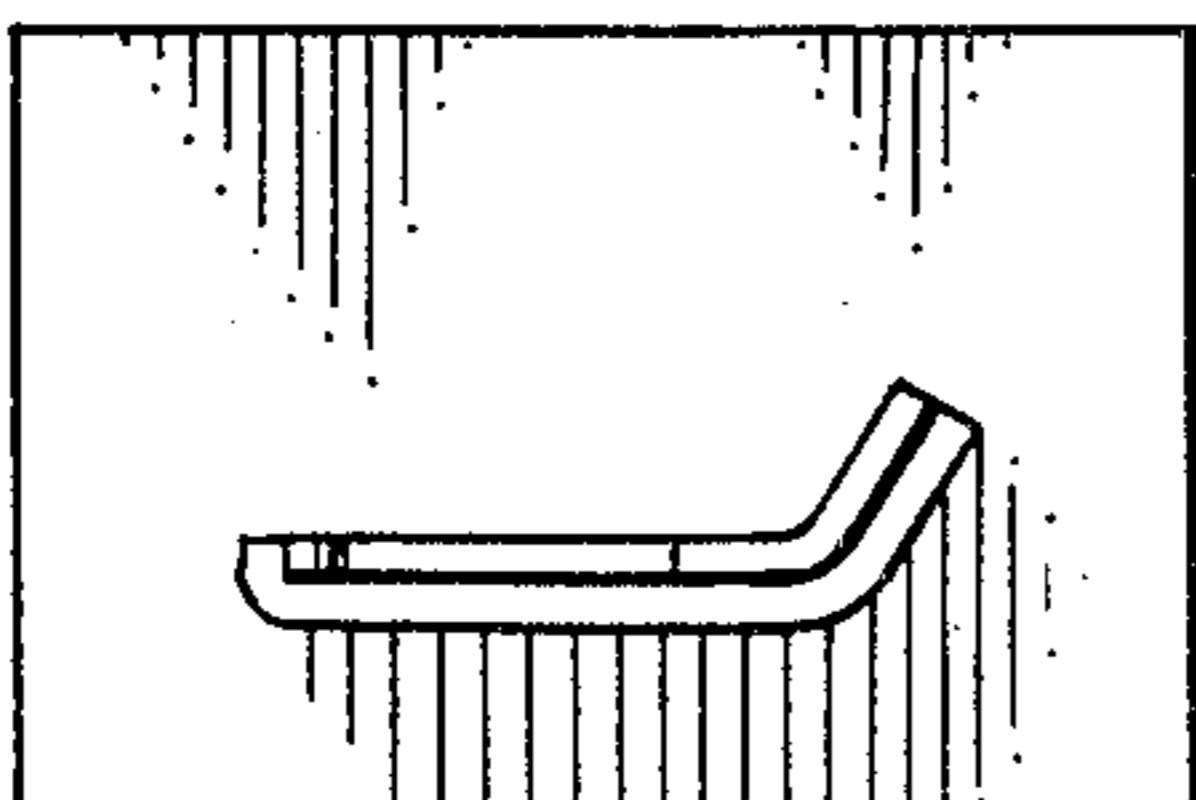


FIG. 6.

