

[54] SURGICAL SUCTION DEVICE

[76] Inventors: Steven J. Lipsky, Pimento Cove, Reading P.O., St. James, Jamaica; John D. Dale, 6005 Lincoln Dr., Scottsdale, Ariz. 85253

[**] Term: 14 Years

[21] Appl. No.: 607,133

[22] Filed: May 4, 1984

[52] U.S. Cl. D24/51

[58] Field of Search D24/14, 51-54, D24/59-61, 99; 604/118, 119, 902, 40, 264, 268, 275, 279, 280, 93, 158, 164; 433/91, 93

[56] References Cited

U.S. PATENT DOCUMENTS

D. 248,774	8/1978	Vallfors	D24/54
D. 248,969	8/1978	Hodge	D24/54
2,130,406	9/1938	Angell	32/33
2,531,730	11/1950	Henderson	128/276
3,335,727	8/1967	Spoto	128/276
3,584,901	6/1971	Willinger	285/177
3,781,941	1/1974	MacFarland	15/339
3,911,919	10/1975	Raitto	128/276
3,968,849	7/1976	Dale et al.	177/127
4,068,664	1/1978	Sharp et al.	128/276

4,221,220	9/1980	Hansen	128/276
4,227,529	10/1980	Lomholt	604/268
4,257,629	3/1981	Maple et al.	285/12
4,266,813	5/1981	Oliver	285/12

FOREIGN PATENT DOCUMENTS

2027261	12/1970	Fed. Rep. of Germany	.
1060415	4/1954	France	.

OTHER PUBLICATIONS

Lipsky Suction Device "The Super Sucker", Lipsky-Dale Medical Products, Inc.

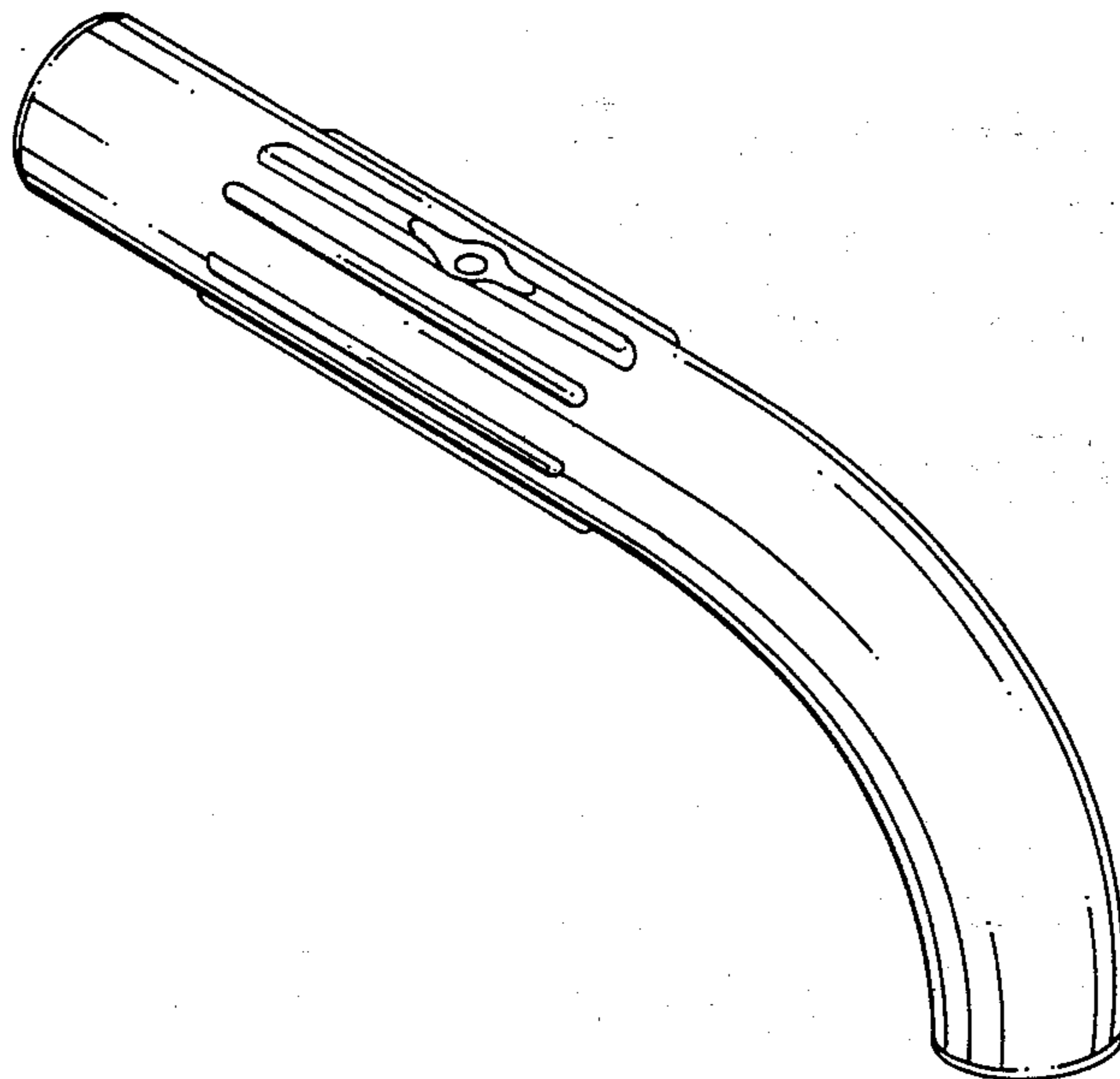
Primary Examiner—Catherine E. Kemper
Attorney, Agent, or Firm—Warren F. B. Lindsley

[57] CLAIM

The ornamental design for a surgical suction device, as shown and described.

DESCRIPTION

FIG. 1 is a top perspective view of a surgical suction device showing our new design; FIG. 2 is a right end view thereof; FIG. 3 is a left end view thereof; FIG. 4 is a front view thereof; FIG. 5 is a bottom view thereof; and FIG. 6 is a top view thereof.



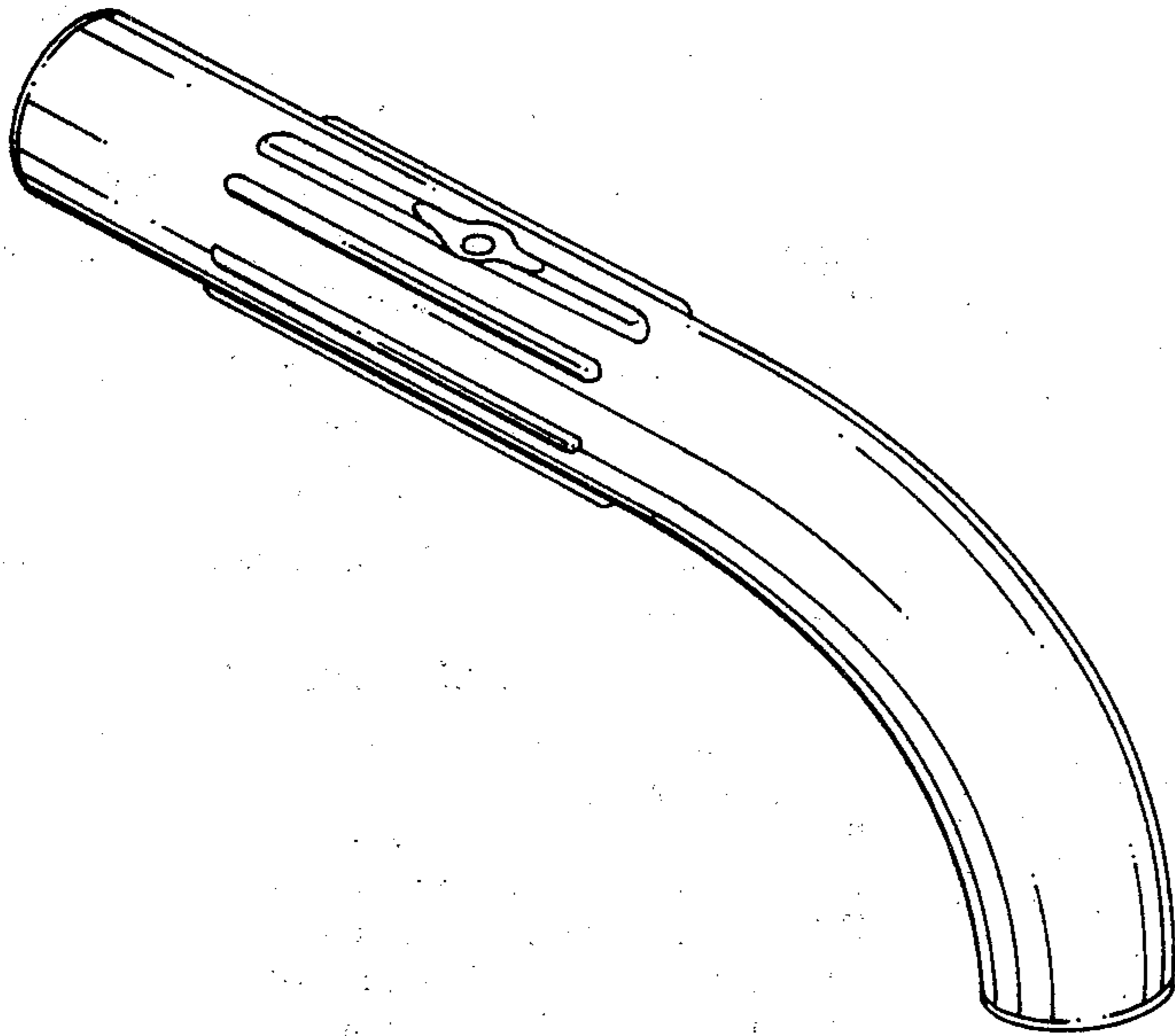


FIG. 1



FIG. 2

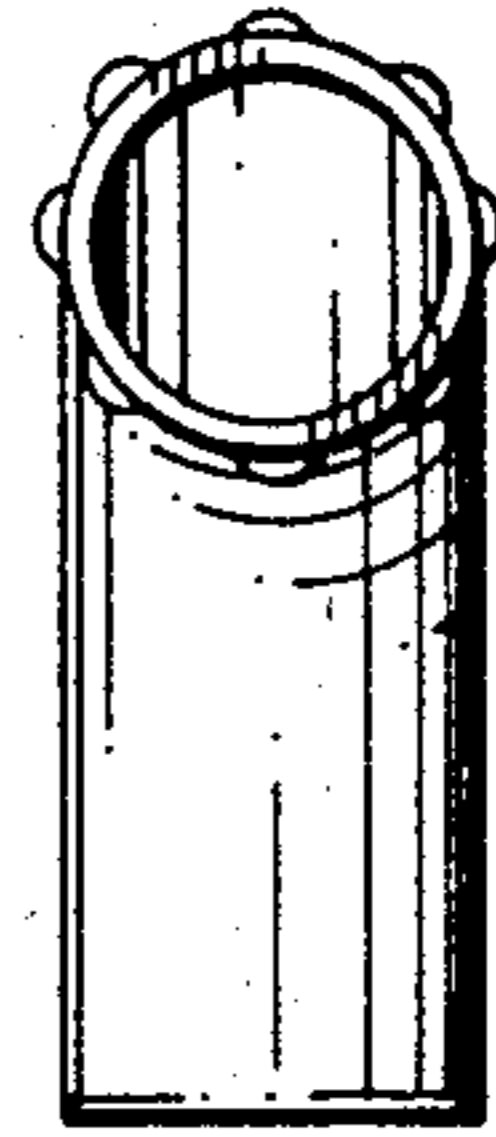


FIG. 3

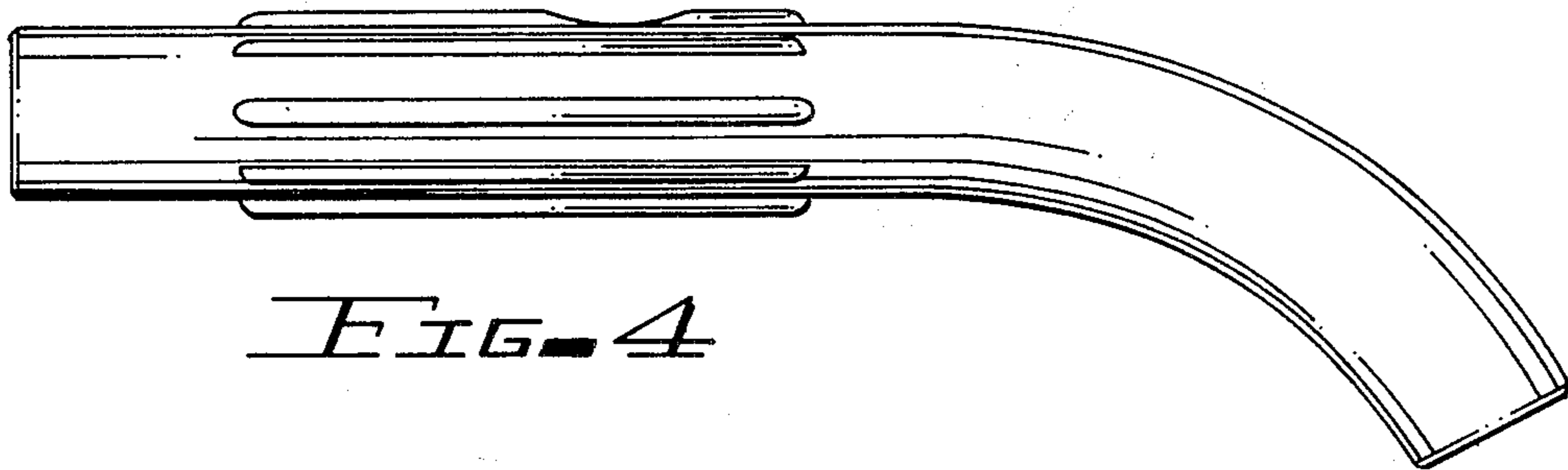


FIG. 4




FIG. 5

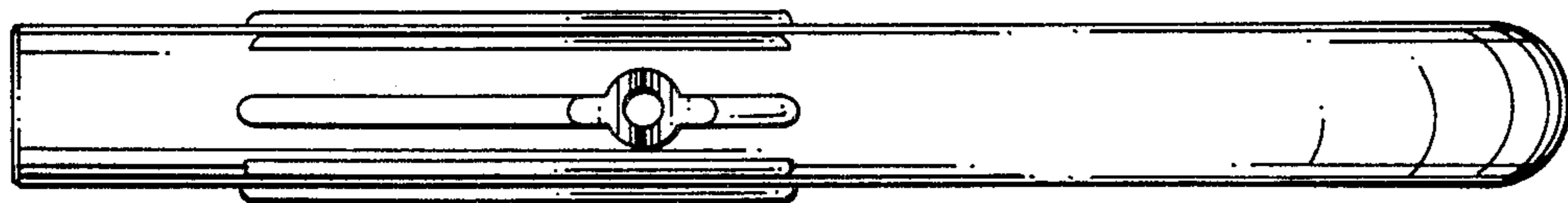


FIG. 6