

[54] FLOOR MAT HANGER

4,193,504 3/1980 Berkowitz ..... 211/45

[75] Inventor: Douglas B. Leeds, New York, N.Y.

Primary Examiner—Wallace R. Burke

Assistant Examiner—Suzanne N. Gitlin

[73] Assignee: Thomson-Leeds Company, Inc., New York, N.Y.

Attorney, Agent, or Firm—Howard C. Miskin

[\*\*] Term: 14 Years

[57] CLAIM

[21] Appl. No.: 674,679

The ornamental design for a floor mat hanger, as shown and described.

[22] Filed: Nov. 26, 1984

DESCRIPTION

[52] U.S. Cl. .... D6/513; D6/327

FIG. 1 is a front, top and right end perspective view of a floor mat hanger showing my new design, the mats shown in broken lines are for illustrative purposes only; FIG. 2 is an enlarged front elevational view, the rear being a mirror image;

[58] Field of Search ..... D6/315, 327, 513, 512; 211/40, 45, 47, 113; 223/85

FIG. 3 is an enlarged top plan view thereof;

[56] References Cited

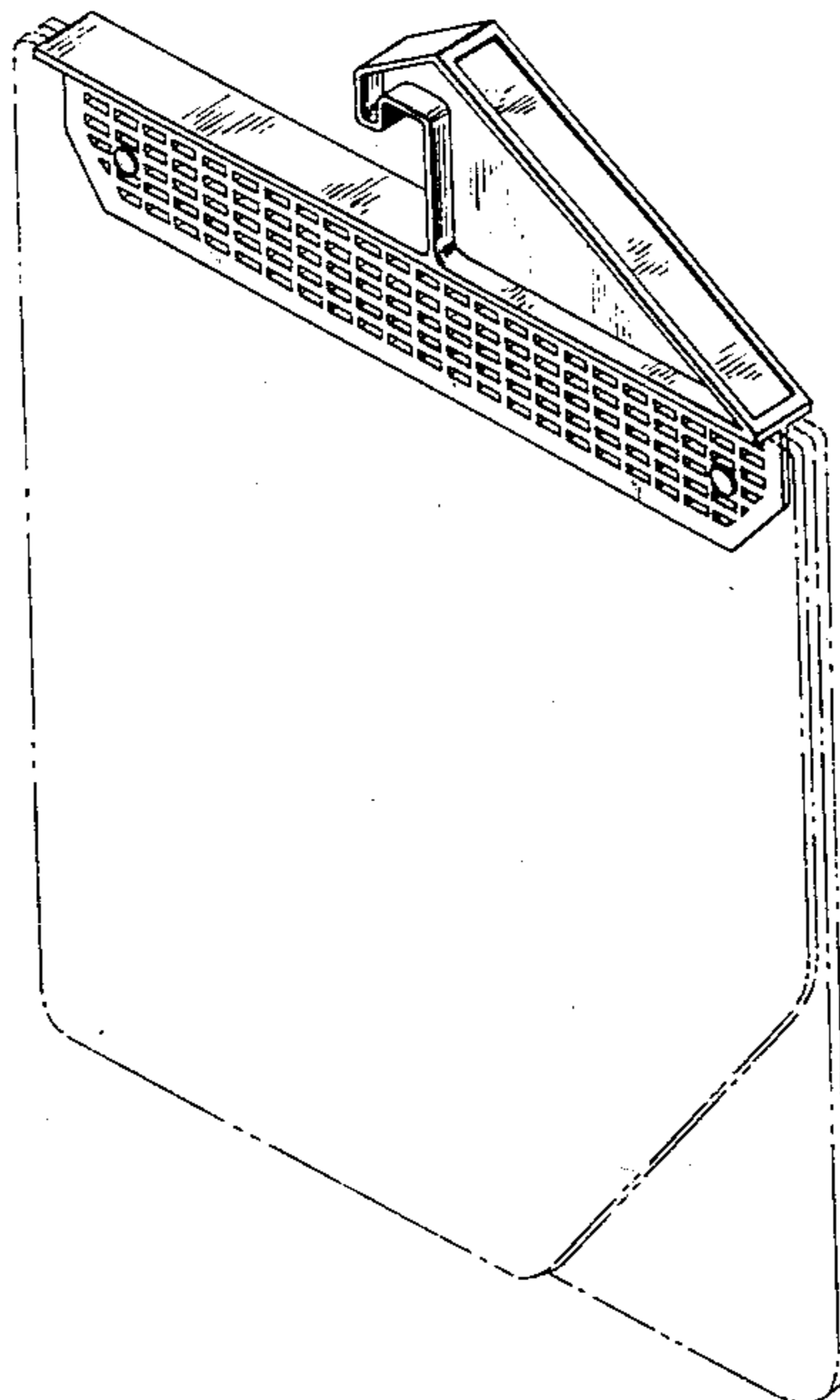
U.S. PATENT DOCUMENTS

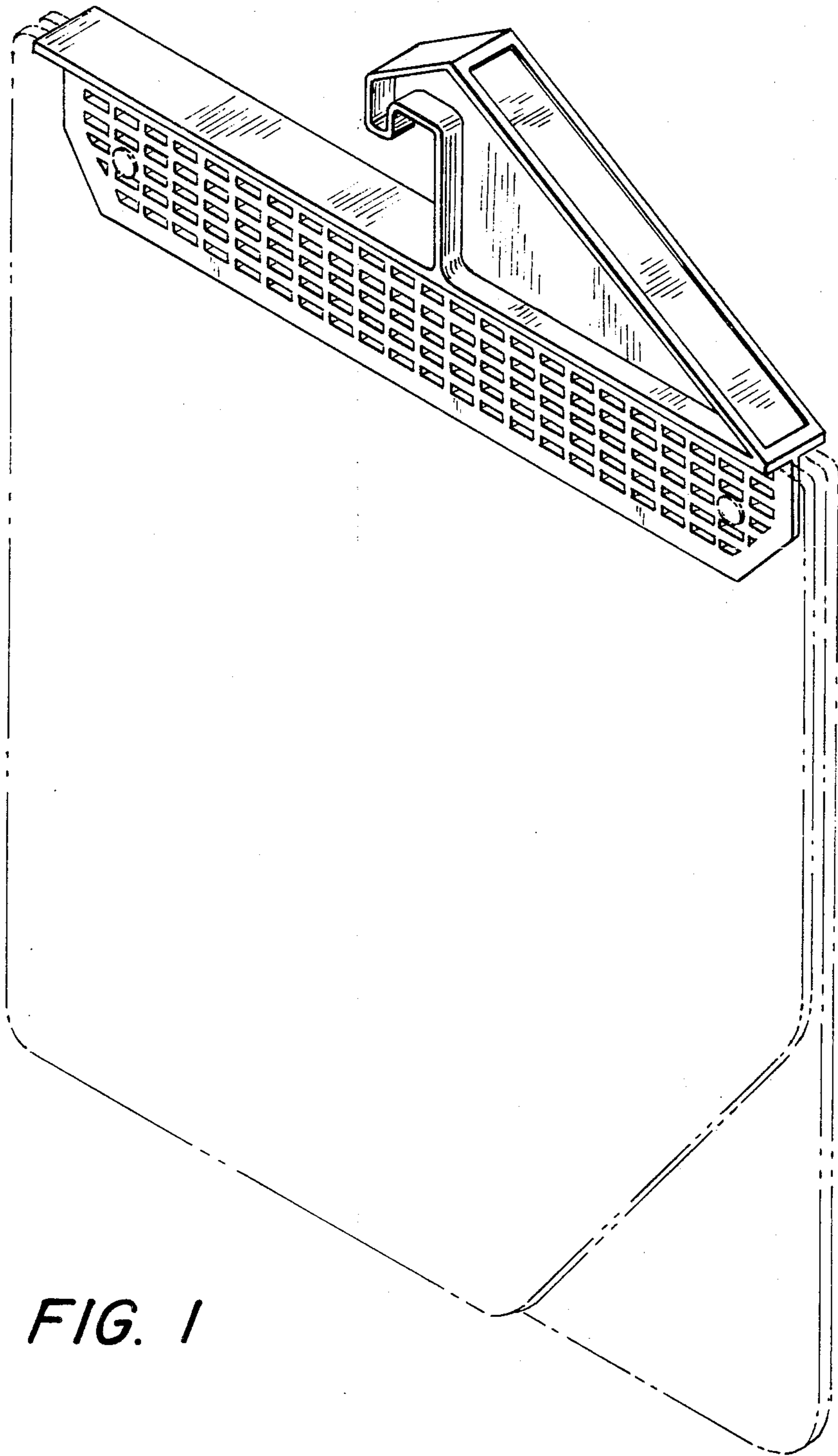
D. 235,316	6/1975	Wells	.....	D6/327
D. 262,852	2/1982	Wallenwein	.....	D6/315
D. 270,129	8/1983	Morawski	.....	D6/327
3,958,696	5/1976	Leonas	.....	211/45
4,115,940	9/1978	Phillip	.....	223/85

FIG. 4 is an enlarged bottom plan view thereof;

FIG. 5 is an enlarged end elevational view taken from the left of FIG. 1;

FIG. 6 is an enlarged end elevational view taken from the right of FIG. 1.





**FIG. 1**

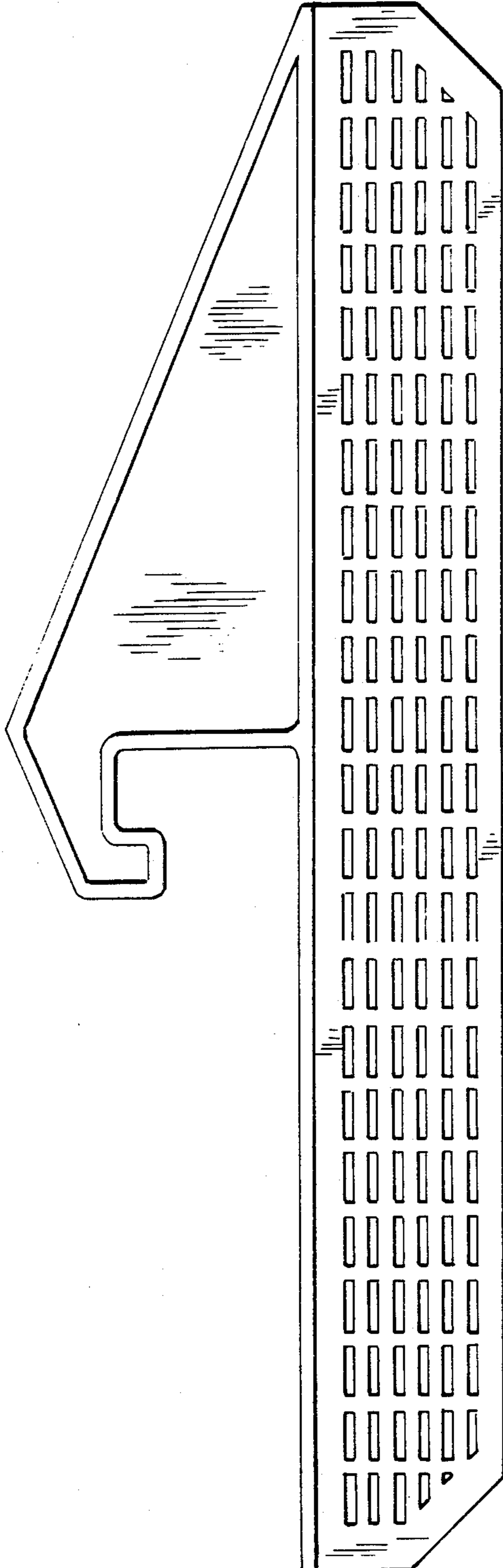


FIG. 2




FIG. 3



FIG. 4



FIG. 5

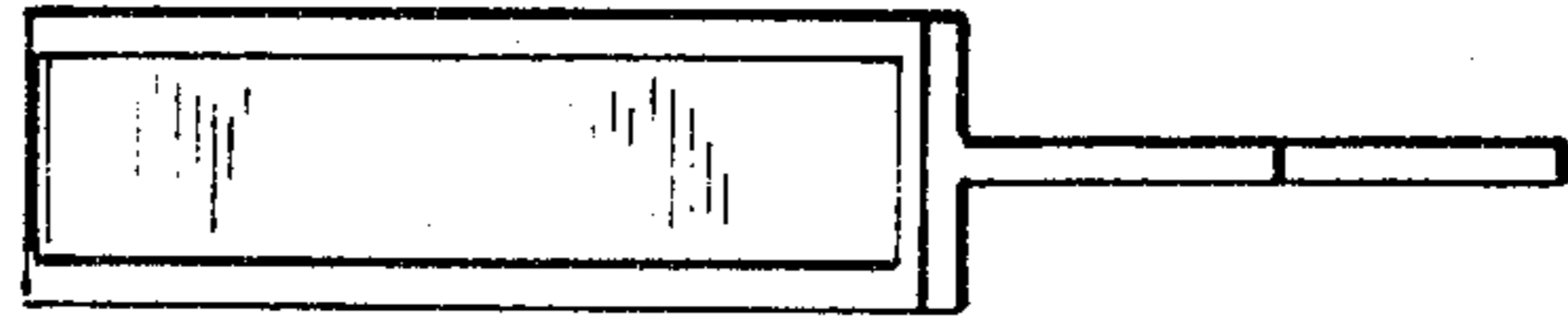


FIG. 6